

NEW YORK RED BULLS

MEDIA GUIDE 2012

GUIA DE PRENSA 2012



Support: Using the interactive features of this PDF

This year, again, the New York Red Bulls Media Guide is provided as a PDF with additional interactive features. Clickable Tabs and an interactive Table of Contents allow easy navigation through the document and quick access of all contained information. Web and e-mail addresses are also interactive. Here is a list of features:

Section Tabs: The top of the page holds Tabs that allow jumping directly to a desired section.

Clickable Table of Contents: The first page of each section shows an interactive Table of Contents. Click the listings to jump directly to the specific page.

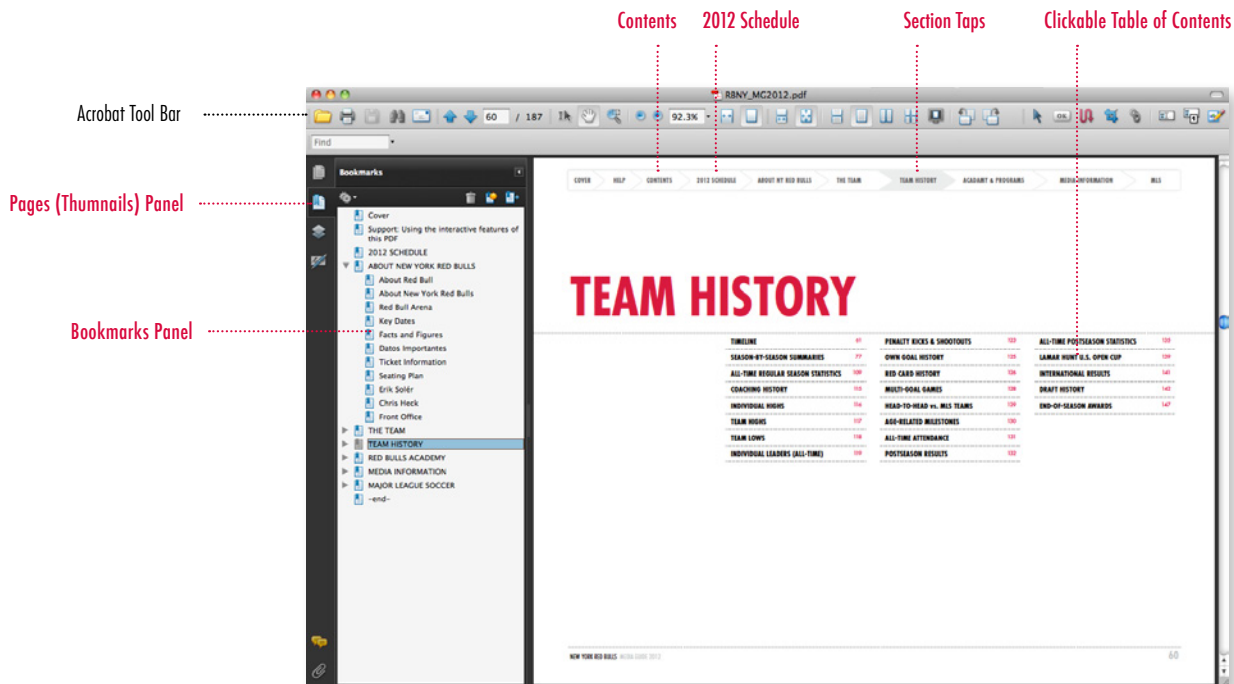
Bookmarks Panel: The Bookmarks Panel shows headlines grouped in sections, and can also be used for navigating this document. If the panel is not visible, go to the dropdown menu and choose: View > Navigation Panels > Bookmarks

Web Links: Any web address in this document is also a hyperlink. A click opens your default browser and opens the web site. A pop-up window may ask you to allow this connection. Watch out for links to New York Red Bulls online videos and player's twitter or facebook pages.

E-mail Links: A click on an e-mail address in this document will open your default e-mail application with the mail address in the address field.

Acrobat Reader Functions: You may find other functionalities, provided by Acrobat Reader, such as 'Search'. For more information, go to www.adobe.com/support/reader/

To download the latest version of the free Acrobat Reader, go to <http://get.adobe.com/reader/>



Watch out for these boxes to see video highlights online on www.nytv.neulion.com:



Click to watch highlights on www.nytv.neulion.com

Click on these, to get linked directly to the players twitter or facebook page:

Twitter: @JanGunnarSulli

facebook: www.facebook.com/ThierryHenry



NEW YORK RED BULLS

MEDIA GUIDE 2012

OVERVIEW

2012 SCHEDULE	4 ›
ABOUT NEW YORK RED BULLS	5 ›
THE TEAM	20 ›
TEAM HISTORY	56 ›
RED BULLS ACADEMY AND YOUTH PROGRAMS	145 ›
MEDIA INFORMATION	151 ›
MAJOR LEAGUE SOCCER	156 ›

2012 NEW YORK RED BULLS MEDIA GUIDE CREDITS

Editors: Brian Tsao, Chris Celletti;

Contributors: Jurgen Mainka, Jeffrey Kasakyan, Robert Sierra;

Photography: Thomas Hoeffgen, Getty Images;

Design and Layout: Red Bull Creative, Joerg Hartmannsgruber

Special thanks to Elias Sports Bureau, MLS Communications and MLS PR Directors.

The information in this publication contains data accurate to February 22, 2012.

For more information, contact the Red Bulls Communications Department
at (973) 268-8420.



2012 SCHEDULE

#	DATE	OPPONENT	HOME/AWAY	TIME (ET)	#	DATE	OPPONENT	HOME/AWAY	TIME (ET)
1	Sunday, Mar 11 (NBCSN)	Dallas	Away	3:00	18	Sunday, Jul 8 (MSG+, Galavision)	New England	Away	7:00
2	Saturday, Mar 17 (MSG+)	Real Salt Lake	Away	10:00	19	Sunday, Jul 15 (ESPN)	Seattle	Home	4:00
3	Sunday, Mar 25 (ESPN)	Colorado	Home	4:00	20	Wednesday, Jul 18 (MSG+)	Chicago	Home	1:00
4	Saturday, Mar 31 (MSG)	Montreal	Home	4:00	21	Saturday, Jul 21 (ESPN)	Philadelphia	Home	2:30
5	Saturday, Apr 7 (MSG, Galavision)	Columbus	Away	3:00	22	Saturday, Jul 28 (MSG)	Montreal	Away	7:00
6	Saturday, Apr 14 (MSG)	San Jose	Home	7:00	23	Friday, Aug 3 (NBCSN)	Houston	Away	8:00
7	Sunday, Apr 22 (ESPN2)	D.C. United	Away	6:00	24	Friday, Aug 10 (NBCSN)	Houston	Home	8:00
8	Saturday, Apr 28 (NBCSN)	New England	Home	3:30	25	Sunday, Aug 19 (MSG+, Galavision)	Portland	Home	7:00
9	Saturday, May 5 (ESPN)	LA Galaxy	Away	8:00	26	Sunday, Aug 26 (ESPN2)	Kansas City	Away	9:00
10	Wednesday, May 9 (MSG+)	Houston	Home	7:00	27	Wednesday, Aug 29 (MSG+, Galavision)	D.C. United	Away	8:00
11	Sunday, May 13 (ESPN2)	Philadelphia	Away	1:30	28	Saturday, Sep 15 (MSG)	Columbus	Home	7:00
12	Saturday, May 19 (MSG)	Montreal	Away	7:30	29	Wednesday, Sep 19 (MSG+)	Kansas City	Home	7:00
13	Wednesday, May 23 (MSG+, Galavision)	Chivas USA	Home	7:00	30	Saturday, Sep 22 (MSG)	New England	Away	7:30
14	Sunday, Jun 17 (NBCSN)	Chicago	Away	5:00	31	Saturday, Sep 29 (MSG)	Toronto	Home	7:00
15	Wednesday, Jun 20 (MSG+)	Vancouver	Away	11:00	32	Saturday, Oct 6 (NBC)	Chicago	Home	3:30
16	Sunday, Jun 24 (NBC, NBCSN)	D.C. United	Home	7:00	33	Saturday, Oct 20 (MSG)	Kansas City	Home	7:00
17	Saturday, Jun 30 (MSG, Galavision)	Toronto	Away	7:00	34	Saturday, Oct 27 (NBC)	Philadelphia	Away	1:30


ALL HOME MATCHES PLAYED AT RED BULL ARENA. MLS CUP PLAYOFFS BEGIN OCTOBER 27TH.

FOR TICKETS, CALL 1.877.RBSOCCER, (TTY/HEARING IMPAIRED) 973.482.9060 OR VISIT WWW.NEYORKREDBULLS.COM

ABOUT NEW YORK RED BULLS

ABOUT RED BULL	6 >	ERIK SOLÉR	16 >
ABOUT NEW YORK RED BULLS	7 >	CHRIS HECK	17 >
RED BULL ARENA	8 >	EXECUTIVE STAFF	18 >
KEY DATES	10 >	FRONT OFFICE STAFF LIST	19 >
FACTS AND FIGURES	12 >		
DATOS IMPORTANTES	13 >		
TICKET INFORMATION	14 >		
SEATING PLAN	15 >		

ABOUT RED BULL



In 1984, Dietrich Mateschitz founded Red Bull Energy Drink and it launched in Austria in 1987. Today, Red Bull is energizing more than 160 countries around the globe, giving wings to people and ideas. Red Bull is an energizer, developed particularly for periods of mental and physical stress and strain. The benefits of Red Bull include improved performance, an increase in concentration, improved reaction speed, stimulation of metabolism and an increase in endurance. It is the number one choice for those who use energy drinks in sports, for fitness, at work, while driving and while studying. Four billion cans of Red Bull are consumed each year, making it the world's No. 1 energy drink. For more information, please visit www.redbullusa.com.

In addition, for more than 20 years, Red Bull has filmed, photographed and provided high quality stories for broadcast, print and digital media partners. In 2007, Red Bull formalized this content production, collection and distribution process and launched the Red Bull Media House – an Emmy Award-winning global media company that creates compelling sports, culture and lifestyle programming and delivers it across multiple platforms. From film to television, print to digital and games, Red Bull Media House content is optimized for any device or platform.

For more information, please visit www.redbullmediahouse.com

En 1984, Dietrich Mateschitz fundó Red Bull Energy Drink y se lanzó en Austria en 1987. Hoy en día, Red Bull energiza más de 160 países en todo el mundo, dando alas e ideas a la gente. Red Bull es un energizante, desarrollado especialmente para los períodos de estrés físico y mental y la tensión. Los beneficios de Red Bull incluyen un mejor rendimiento, un aumento de la concentración, mejorar la velocidad de reacción, estimulación del metabolismo y aumento de la resistencia. Es la opción número uno para aquellos que usan las bebidas energéticas en el deporte, para los ejercicios, en el trabajo, conducir y estudiar. Cuatro mil millones de latas de Red Bull se consumen cada año, siendo la número 1 de las bebidas energizantes en el mundo. Para obtener más información, visite www.redbullusa.com.

Además, desde hace más de 20 años, Red Bull ha filmado, fotografiado y ofrecido siempre historias de alta calidad para su difusión, impresión y los medios digitales asociados. En el 2007, Red Bull formalizó este proceso de producción de contenidos, recolección y distribución y puso en marcha el Red Bull Media House – una compañía global de medios, ganadora del premio Emmy, creada para los deportes, la cultura y la programación de un estilo de vida y lo entrega a través de plataformas múltiples. Del cine a la televisión, impreso a lo digital y los juegos, medios de comunicación el contenido de Red Bull House está optimizado para cualquier dispositivo o plataforma.

Para obtener más información, visite www.redbullmediahouse.com

ABOUT NEW YORK RED BULLS

SOBRE NEW YORK RED BULLS

The New York Red Bulls is one of 19 teams that comprise the top-flight professional soccer league in the United States – Major League Soccer. On the field, the team is led by World Cup, European Championship and UEFA Champions League winner Thierry Henry, and his former Barcelona teammate, Mexican National Team Captain Rafa Márquez. The team is coached by third-year leader Hans Backe, a finalist for the league's Coach of the Year award in 2010.

In March 2010, the Red Bulls moved into their new home, Red Bull Arena, a 25,000-seat soccer-specific stadium in Harrison, NJ. Red Bull Arena was voted the best arena in the MLS by fans according to a poll conducted by MLSsoccer.com. The stadium opened on March 20, 2010, when the Red Bulls defeated Brazilian club Santos FC by a 3-1 score.

The 2010 season was a historic one, as the Red Bulls completed the best single season turnaround in Major League Soccer history. The Red Bulls rebounded from the 2009 season by setting MLS-best marks in win increase and point increase in back-to-back seasons. The 2010 Red Bulls won 10 more matches in 2010, amassing 15 victories and 51 points while topping the Eastern Conference. It was the second time the team has captured the regular season Eastern Conference title. New York also signed international superstars, Henry and Márquez in Summer 2010.

New York looked to continue its strong form into the 2011 season. In the middle of the year, the Red Bulls accepted an invitation to become the first MLS team to play in the Emirates Cup in London. Beating Paris Saint Germain and tying host, Arsenal, the Red Bulls captured the prestigious title. On the MLS front, the Red Bulls recorded the second most goals in the League and qualified for the playoffs for the eighth time in nine years, defeating FC Dallas in the Wild Card round before falling to MLS Supporters Shield Champion, the LA Galaxy.

However, the Red Bulls had a number of highlights of note. In his first full year in MLS, Henry recorded a team-high 14 goals and earned a spot in the MLS Best XI. General Manager Erik Soler boosted the squad by bringing in MLS Newcomer of the Year finalist Luke Rodgers, club Defender of the Year Jan Gunnar Solli, English Premiership veteran Teemu Tainio and centerback Stephen Keel. Off the field, the Red Bulls recorded four sellout matches in their last six games at Red Bull Arena.

Several New York players represented their countries at the international level including Juan Agudelo and Tim Ream (United States), Márquez (Mexico), Joel Lindpere (Estonia), Roy Miller (Costa Rica), Dane Richards (Jamaica) and Bouna Coundoul (Senegal).

New York Red Bulls es uno de los 19 equipos que conforman la liga profesional de fútbol en los Estados Unidos - Major League Soccer. En el campo, el equipo está dirigido por el ganador de la Copa del Mundo, Campeonato de Europa y de la UEFA Champions League Thierry Henry y su ex compañero del Barcelona y capitán de la selección mexicana Rafa Márquez. El equipo es dirigido por tercer año por Hans Backe, finalista del premio Director Técnico del Año 2010 de la Liga.

En marzo del 2010, los Red Bulls se mudaron a su nueva casa, el Red Bull Arena, un estadio exclusivo para fútbol con capacidad para 25,000 espectadores en Harrison, Nueva Jersey. Red Bull Arena fue elegido como el mejor escenario en la MLS de acuerdo a una encuesta realizada por MLSsoccer.com. El estadio fue inaugurado el 20 de marzo del 2010, cuando los Red Bulls derrotaron a club brasileño Santos FC por un marcador de 3-1.

La temporada 2010 fue un acontecimiento histórico, ya que los Red Bulls completaron la mejor vuelta en sola temporada en la Major League Soccer de la historia. Los Red Bulls se recuperaron de la temporada 2009 estableciendo la mejor marca de la MLS en victorias con relación a la temporada anterior. Red Bulls ganó 10 partidos más en el 2010, acumulando 15 victorias y 51 puntos, a la cabeza de la Conferencia Este. Fue la segunda vez que el equipo ha capturado el título de la temporada regular de la Conferencia Este. Nueva York también firmó superestrellas internacionales como Henry y Márquez en el verano del 2010.

Nueva York parecía seguir su fuerte actuación en la temporada 2011. A mediados del año, Red Bulls aceptó una invitación para convertirse en el primer equipo de la MLS para jugar en la Copa Emirates en Londres. Ganando al Paris Saint Germain y empatando con el anfitrión Arsenal, Red Bulls logra un gran prestigio. En el torneo de la MLS Red Bulls consiguió la mayoría de los objetivos en la Liga y se clasificó para los playoffs por octava vez en nueve años, derrotando al FC Dallas en la ronda de Wild Card, antes de caer con el campeón del MLS Supporters Shield, el Galaxy de Los Ángeles.

Sin embargo Red Bulls tuvo una serie de aspectos muy destacados. En su primer año completo en la MLS, Henry registró nada menos que 14 goles y se ganó un lugar en el XI Ideal de la MLS. El Gerente General Erik Soler impulsó el equipo mediante la incorporación del finalista del premio al jugador 'Recién Llegado' de la MLS Luke Rodgers, el Defensor del Año del club Jan Gunnar Solli, el ex jugador de la Premiership inglesa, el veterano Teemu Tainio y el zaguero central Stephen Keel. Fuera del campo, los Red Bulls registraron cuatro partidos con localidades agotadas en sus últimos seis juegos en el Red Bull Arena.

Varios de los nuevos jugadores de Nueva York representaron a sus países a nivel internacional, incluyendo a Juan Agudelo y Tim Ream (Estados Unidos), Rafa Márquez (México), Joel Lindpere (Estonia), Roy Miller (Costa Rica), Dane Richards (Jamaica) y Bouna Coundoul (Senegal).

ABOUT RED BULL ARENA

SOBRE RED BULL ARENA



Red Bull Arena changed the landscape of American soccer stadiums when it opened on March 20, 2010 when the Red Bulls hosted legendary Brazilian club, Santos. Located in Harrison, NJ, Red Bull Arena, a privately funded project, gives spectators across the tri-state area a one-of-a-kind sporting experience, with modern facilities and premier events to entice every soccer fan in the region.

In the past two years, Red Bull Arena hosted Manchester United and the 2011 MLS All-Star Game, top European clubs including Manchester City and Juventus and the U.S. Men's and Women's National teams among other events.

Key to the design is the way the arena is structured to create atmosphere, as fans in the front row are just seven yards from the touchlines. In addition, the two arena seating levels are designed to provide fans a very compact, close-to-the-action feeling.

Also key to the design is its dynamic form roof – a curving structure that wraps the entire stadium in an elegant shell. The unique roof design creates a distinguished identity and atmosphere for Red Bulls fans. It extends from its leading edge over the entire seating bowl and then curves down to the concourse, creating the dominant architectural statement of power and elegance. The roof extends 120 feet from the last seat to just over the field's touchlines, with 60 feet of the roof being translucent, letting in natural light.

Red Bull Arena also has two video boards suspended from the roof at each end of the building, and a 360 degree fascia message board, as well as video flat-screen panels throughout the arena for event viewing. The venue also has unique media seating, as members of the media are

El estadio cambió el paisaje de los ya construidos en Estados Unidos, cuando sus puertas se abrieron el 20 de marzo. Ese día los Red Bulls recibieron al legendario Santos de Brasil en Harrison, New Jersey. Red Bull Arena, fue un proyecto financiado de forma privada dándole la oportunidad a los espectadores del área tri-estatal una experiencia única en el mundo de los deportes, con las instalaciones más modernas y con eventos de primera categoría que podrán disfrutar todos los aficionados de este deporte en la región.

La clave del diseño de la arena, fue crear un habiente propicio y por tal motivo la primera fila de asientos se encuentra a solo siete metros de la línea del campo de juego. También, los dos niveles del estadio fueron designados para brindar a los aficionados un ambiente compacto, donde podrán estar muy cerca de la acción.

El diseño del techo del estadio, permitirá cubrir la totalidad de los asientos. Se extiende desde su extremo superior hasta el nivel medio, creando un diseño arquitectónico elegante y único. El techo se extiende 70 metros desde la última fila de la platea superior hasta la primera fila que se encuentra al borde del campo de juego. Aproximadamente 18 metros del techo que es transparente para brindar más luz natural al estadio.

Red Bull Arena dispone de dos pantallas de video suspendidas desde el techo y un tablero electrónico que cubre los 360 grados de la parte exterior del campo de juego. Estas instalaciones cuentan con una ubicación única para los medios de prensa en el Nivel 100, que se encuentra detrás de los bancos de suplentes. Las tres cabinas de radio y tres de televisión se encuentran en el Nivel 500.

La capacidad del Red Bull Arena es aproximadamente de 25.000 asientos, incluyendo 30 Skyboxes y 1.000 Asientos Club. Estos últimos asientos cuentan con 'flipup' y respaldo y tienen acceso a los tres "Salones Club" y al 'Bullshop', donde podrán encontrar todo tipo de artículos del equipo. Los Skyboxes y los Asientos Club se encuentran en el lado oeste del estadio y cada ubicación cuenta con un espacio exclusivo.

Red Bull Arena es parte de un proyecto de remodelación que realiza la ciudad de Harrison Redevelopment Agency, zona conocida como "Riverbend District." Una vez completado este proyecto, estarán habilitados restaurantes, pubs, comercios, hoteles, oficinas corporativas, parques y un complejo habitacional. A solo pasos del estadio una gran cantidad de restaurantes y lugares de entretenimiento, hacen que se pueda disfrutar de muchas opciones que ofrece el área.

located in the 100 Level directly behind the player benches, placing them right in the atmosphere and action.

The overall seating capacity for soccer matches at Red Bull Arena is approximately 25,000, including 30 luxury Skyboxes. Seats are individual 'flipup' seats with chair-backs, and other arena amenities include three clubs/lounges and the Bullshop merchandise store. The Skyboxes and Club Seats are located on the west side of the arena and each location has access to their own private club area.

Red Bull Arena is part of a much larger, two-phase redevelopment initiative planned by the Harrison Redevelopment Agency known as the Riverbend District. Once complete, the 'Riverbend' will consist of restaurants and pubs, retail space, residential for-sale and rental units, hotels, corporate offices and landscaped parks that will enhance the area surrounding Red Bull Arena. In addition, the surrounding area offers a diverse assortment of dining and entertainment options, all within walking distance of the 'Riverbend' and Red Bull Arena.

Located in a traditional and diverse soccer-loving community, Red Bull Arena will attract all types of fans from the area's melting pot of cultures and backgrounds. It is easily accessible by public transit through NJ Transit and is only a 20-minute PATH train ride from downtown Manhattan. For specific directions to Red Bull Arena from various locations, visit the Red Bulls Transportation Hub at www.newyorkredbulls.com/HUB

The arena's updated design was completed by Rossetti Architects of Los Angeles, CA. New Jersey-based Hunter Roberts Construction Group, LLC was the project's construction manager and general contractor.

Estando ubicado en una comunidad que tiene sentimientos muy especiales hacia el futbol, el Red Bull Arena atrae diferentes tipos de aficionados del área y será una fusión de culturas que se darán cita en Harrison. El fácil acceso que brinda la transportación pública como NJ Transit y el servicio PATH, lo transportan desde Manhattan en solo 20 minutos.

El diseño final del estadio fue completado por Rossetti Architects de Los Angeles, CA. La compañía con base en New Jersey, Hunter Roberts Construction Group, LLC, fue la encargada de la construcción y sirvió también como contratista de la obra.



**RED BULL ARENA
KEY DATES**
FECHAS IMPORTANTES

2006 MARCH 2006	Red Bull GmbH purchases MetroStars from AEG and a 50% interest in Red Bull Park.	<i>Red Bull GmbH compra MetroStars de AEG y el 50% del Red Bull Park.</i>
2007 NOV. 16, 2007	Red Bull purchases the remaining 50% interest in Red Bull Park from AEG.	<i>Red Bull compra el 50% restante del Red Bull Park de AEG.</i>
NOV. 27, 2007	Red Bull New York announces updated design of Red Bull Park including a dynamic form roof, updating the location of the seating – making it 360 degrees around the field – and moving it closer to the touchlines. The design also was modified to include 30 suites and 1,000 club seats.	<i>Red Bull New York anuncia el nuevo diseño del Red Bull Park incluyendo el nuevo techo y la distribución de asientos más cerca del campo de juego. Se modificó la cantidad de suites a 30 y 1.000 asientos club.</i>
DEC. 27, 2007	Site preparation for pile driving.	<i>El terreno está preparándose para instalar lo primeros pilotes.</i>
2008 JANUARY 14, 2008	Pile driving for stadium foundations is commenced.	<i>Comienza la instalación de los cimientos.</i>
AUG. 19, 2008	First piece of steel set in place. Stadium renamed Red Bull Arena.	<i>La primera pieza de acero es instalada y se cambia el nombre del estadio a Red Bull Arena.</i>
2009 APRIL 14, 2009	Red Bull Arena is “topped off” with final piece of steel.	<i>Se coloca en una ceremonia especial la última pieza de acero del Red Bull Arena.</i>
MAY 6, 2009	The first of 94 roof panels for the 360-degree roof at Red Bull Arena is installed.	<i>Instalación del primer panel de los 94 que serán parte del techo del Red Bull Arena.</i>
MAY 27, 2009	Red Bull New York announces the pricing for the Skyboxes and Club Seats.	<i>Red Bull New York anuncia los precios de los Skyboxes y Asientos Club.</i>
AUG. 18, 2009	Installation of the state-of-the-art, underground field drainage and turf heating system for the playing field at Red Bull Arena begins.	<i>Se instala el sistema de drenaje y calefacción del estadio.</i>
SEPT. 23, 2009	The first 100 Red Bulls season ticket holders selected their seat locations at Red Bull Arena.	<i>Los primeros 100 aficionados de Red Bulls que poseían boletos de temporada, eligen sus asientos</i>

<i>en el estadio</i> OCT. 1, 2009	First seats installed in Lower Bowl.	<i>Los primeros asientos son instalados en la parte baja.</i>
OCT. 14, 2009	First piece of sod put in place at RBA.	<i>Se instala el césped en el estadio.</i>
OCT. 27, 2009	Last piece of sod put in place at RBA.	<i>Se completa la instalación del césped.</i>
NOV. 6, 2009	The 360-degree roof at Red Bull Arena is completed when the last of the 94 roof panels is installed.	<i>El techo de 360 grados es terminado.</i>
2010 JAN. 19, 2010	Installation of Panasonic HD video board is completed.	<i>Se termina la instalación de las pantallas de video HD de Panasonic</i>
JAN. 25, 2010	Red Bull New York receives Temporary Certificate of Occupancy from Town of Harrison.	<i>Red Bull New York recibe de la ciudad de Harrison el permiso provisorio de ocupar el edificio.</i>
MAR. 20, 2010	Red Bull New York faces Santos FC of Brazil in the Grand Opening of Red Bull Arena. The Red Bulls came away with the first victory in Red Bull Arena by defeating Santos FC, 3-1 in front of a sold out crowd of 25,000. Joel Lindpere scored the Arena's first ever goal in the 11th minute.	<i>Red Bull de Nueva York se enfrenta a Santos FC de Brasil en la Gran Inauguración de Red Bull Arena. Los Red Bulls alcanzan la primera victoria en el Red Bull Arena al derrotar a Santos FC, 3-1 frente a una multitud de 25.000 espectadores. Joel Lindpere anota el primer gol en Red Bull Arena en el minuto 11.</i>
MAR. 27, 2010	Red Bull New York and the Chicago Fire compete in the first MLS match at Red Bull Arena. Joel Lindpere scores the first MLS goal at Red Bull Arena, as RBNY won the match, 1-0.	<i>Red Bull New York y Chicago Fire juegan por primera vez un partido oficial de la MLS en Red Bull Arena. Joel Lindpere anota el primer gol de la MLS con el que Red Bulls gana el encuentro 1-0.</i>
MAY 23, 2010	Red Bull New York hosts Italian powerhouse Juventus FC in a friendly, coming away with a 3-1 win.	<i>Red Bull New York son anfitriones del poderoso Juventus FC de Italia, en un amistoso donde el local se lleva la victoria 3-1.</i>
JUNE 18, 2010	Red Bull New York hosts Brazilian club Cruzeiro in an exhibition match. Cruzeiro defeats RBNY 4-2.	<i>Red Bull New York, recibe a Cruzeiro de Brasil en un partido de exhibición. Cruzeiro derrotó RBNY 4-2.</i>

JUNE 19, 2010

Rugby comes to Harrison, NJ as Red Bull Arena hosts the finals of the Churchill Cup. This was the first international non-soccer event at RBA.

El Rugby llega a Harrison, New Jersey, cuando el Red Bull Arena acoge la final de la Copa Churchill. Este fue el primer evento internacional que no sea fútbol en el RBA.

JULY 22-25, 2010

The Barclays New York Challenge takes place at Red Bull Arena featuring Red Bull New York, Manchester City, Tottenham Hotspur, and Sporting Lisbon in the first soccer tournament at the arena. RBNY fell to Tottenham, 2-1, and went on to defeat Manchester City, 2-1.

Se disputa la Copa Barclays New York Challenge en Red Bull Arena con la presencia de Manchester City, Tottenham Hotspur y el Sporting de Lisboa en un torneo de fútbol que se disputa por primera vez en la arena. RBNY cayó ante el Tottenham, 1-2, y el Manchester City, 2-1.

AUG. 14, 2010

The first MLS match to sell out Red Bull Arena as the Red Bulls hosted the Los Angeles Galaxy. The Galaxy defeated RBNY, 1-0.

El primer partido de la MLS con estadio totalmente vendido, cuando Red Bulls recibe a Los Angeles Galaxy en Red Bull Arena. El Galaxy derrotó a RBNY, 1-0.

OCT. 8, 2010

Red Bull Arena plays host to an international match between Ecuador and Colombia. In the first meeting of two South American teams at RBA, Colombia defeated Ecuador, 1-0.

Red Bull Arena es sede del partido internacional amistoso entre las Selecciones de Ecuador y Colombia. Es la primera vez que dos equipos sudamericanos se enfrentan en RBA. Colombia derrota a Ecuador 1-0.

NOV. 4, 2010

The Red Bulls take on the San Jose Earthquakes in the first MLS playoff match at Red Bull Arena. The Earthquakes defeated RBNY, 2-1.

Red Bull New York recibe a San Jose Earthquakes en el partido de playoffs por primera vez en RBA. Los Earthquakes vencen a RBNY 2-1.

NOV. 12-14, 2010

Red Bull Arena is home to the Big East Championship. Louisville takes home the Big East title in the final against Providence.

Red Bull Arena es la sede del Big East Championship. Louisville se llevó a casa el título en la final contra Providence.

2011**JUNE 5, 2011**

Red Bull Arena hosts the U.S. Women's National Team in a sendoff match against Mexico and Lauren Cheney scores a second half stoppage time winner to give the Americans a 1-0 decision.

Red Bull Arena acoge a la Selección Femenina de EE.UU. en un partido de despedida contra México. Gol de Lauren Cheney en el segundo tiempo da la victoria a las estadounidenses 1-0.

JUN. 13, 2011

The 2011 CONCACAF Gold Cup comes to Red Bull Arena, with Guatemala toppling Grenada, 4-0, and Jamaica earning a 1-0 victory over Honduras.

La Copa de Oro CONCACAF 2011 llega al Red Bull Arena, con Guatemala derrotando a Granada, 4-0 y Jamaica venciendo a Honduras 1-0.

JUN. 18, 2011

Red Bull Arena hosts its first concert with the band, Dispatch, performing in front of a soldout crowd.

Red Bull Arena celebra su primer concierto con la banda, Dispatch, actuando frente a una multitud en un estadio totalmente vendido.

JULY 27, 2011

Manchester United defeats the MLS All-Star Team 4-0 in the 2011 AT&T MLS All-Star Game in front of a sold out crowd at Red Bull Arena. Thierry Henry, Tim Ream and Juan Agudelo all appear in the match.

Manchester United derrota al Equipo de las Estrellas de la MLS 4-0 en el Partido de las Estrellas de la MLS 2011 frente de una multitud que agotó las localidades en el Red Bull Arena. Thierry Henry, Tim Ream y Juan Agudelo participan del encuentro.

SEPT. 3, 2011

Colombia defeats Honduras, 2-0, in an international friendly at Red Bull Arena.

Colombia vence a Honduras, 2-0, en un amistoso internacional en el Red Bull Arena.

OCT. 4, 2011

Red Bull Arena posts its highest announced attendance (25,186), as the Red Bulls defeat the Los Angeles Galaxy, 2-0.

Red Bull Arena anuncia la mayor asistencia (25.186), cuando los Red Bulls derrotan a Los Angeles Galaxy por 2-0.

OCT. 8, 2011

The boys and girls teams for Harrison High School and Kearny High School face off against each other in a doubleheader. The Kearny boys won, 2-1, while the girls squad took a 7-0 decision.

Los equipos de niños y niñas de la Harrison High School y la Escuela Preparatoria Kearny se enfrentan en una doble cartelera. Los chicos de Kearny ganan 2-1, mientras que el equipo de las chicas vence 7-0.

OCT. 11, 2011

Red Bull Arena hosts the United States Men's National Team for the first time in an international friendly against Ecuador. Ecuador wins 1-0.

Red Bull Arena recibe a la Selección Nacional Masculina de Estados Unidos por primera vez en un amistoso internacional contra Ecuador. Ecuador gana 1-0.

NOV. 11-13, 2011

The BIG East Championship takes place in Harrison for the second straight year, with St. John's defeating Connecticut in the final, 1-0, in overtime.

El BIG East Championship se lleva a cabo en Harrison por segundo año consecutivo, con St'John's derrotando a Connecticut en la final 1-0 en tiempo extra.

RED BULL ARENA FACTS AND FIGURES

Location:	Harrison, New Jersey Red Bull Arena is constructed on 12.34 acres, bounded by 6th Street to the west, Cape May Street to the south & east.
Land Owner:	Town of Harrison, New Jersey
Opening Date:	March 20, 2010
Naming Rights Sponsor:	Red Bull Energy Drink
Architect:	Rossetti Architects (Los Angeles, CA)
Construction Manager/General Contractor:	Hunter Roberts Construction Group, LLC
Resident Team:	New York Red Bulls (Major League Soccer)
Capacity Seating:	25,000
Skybox Suites:	30 (20 lower level and 10 upper level) plus two party decks
Stadium Clubs:	Three (3) Stadium Clubs
Stadium Shops:	Two (2) Retail Shops
Video Boards:	Two – High Definition Video Boards from Panasonic, one in each end of the stadium One – 360-degree ribbon board mounted to the fascia of the second level
In-Stadium Displays:	Video flat-screen panels from Panasonic throughout the stadium for event viewing
Field Level Signage:	Field level L.E.D. signage on three sides of the field

KEY ARCHITECTURAL DESIGN NOTES:

- > Close to the action: Seating is 21 feet from touchline to first row of seats
- > Stadium Roof: A state-of-the-art translucent polycarbonate and aluminum roof structure
- > All Seats Covered: All seating is covered from inclement weather
- > Red Bull Arena was re-designed to be more in line with soccer facilities worldwide.
- > Red Bull Arena has a look and feel that is more soccer-oriented and provides a more fan-friendly environment to the patrons

MEDIA AMENITIES:

- > Media Seating: 100 seats located directly behind the player bench area
- > Main press box located directly behind bench areas in the lower bowl
- > Main press work area located behind the main press box, on the Second level

BROADCAST FACILITIES:

- > Facility is equipped with state of the art facilities to handle latest in High Definition technology
- > Three (3) Television Broadcast booths are located at midfield on the Sixth level
- > Two (2) Radio Broadcast booths: one on the Sixth level, one on the Main Concourse

TRANSPORTATION:

- > Red Bull Arena is easily accessible to patrons via public transportation including the PATH Trains and NJ Transit to the Harrison Station. The Harrison Station will be refurbished as part of the Harrison Metro Center project.

FIELD:

- > Field Dimensions: 120 yards x 75 yards with state-of-the-art underground air, heating and drainage system
- > Surface: Grass (Kentucky Bluegrass)
- > Square Yards of Turf: 12,282 square yards (Approximately 2.5 acres of grass)
- > Sand Base Rootzone 10 inches
- > Cubic Yards of Topsoil 3,000
- > Inches of Soil: 9 inches
- > Distance from field to first row of seats:
 - From Sidelines – 7 yards
 - From Endline – 9 yards

ARENA:

- > Ticket windows: 22
- > Turnstiles: 34 typical entry lanes
 - 4 ADA entry lanes
 - 4 optical lanes
- > Elevators: 5 hydraulic elevators (4 passenger, 1 freight)
- > Video Board: Two (2) Panasonic HDTV video boards 22' x 39'
- > Tons of structural steel: 7,100
- > Miles of Cable: Twenty-one (21) miles
- > Miles of pipe: Eight (8) miles
- > Concrete: 5,000 cubic yards
- > Concrete blocks: Over 15,000
- > Craft Unions: Over 15
- > Man-hours of construction: Over 370,000
- > Skilled workers: Over 250
- > Roof Panels: 95



www.newyorkredbulls.com/HUB

RED BULL ARENA

DATOS IMPORTANTES

Ubicación	Harrison, New Jersey Red Bull Arena se construye en 12,34 hectáreas, delimitados por la calle 6 hacia el oeste, Cape May Street al sur y al este.
Propietario de la tierra	la ciudad de Harrison, New Jersey
La fecha de apertura	20 de Marzo 2010
Derechos del Patrocinador	Red Bull Energy Drink
Arquitecto	Rossetti Architects (Los Angeles, CA)
Gerente de Construcción / Contratista General	Hunter Roberts Construction Group, LLC
Equipo residente	New York Red Bulls (MLS)
Capacidad	25.000
Skybox Suites	30 (20 de nivel inferior y 10 de nivel superior), además de dos salones para fiestas.
Estadio Clubes	Tres (3) Estadio Clubes.
Tiendas del Estadio	Dos (2) tienda al por menor
Pantallas gigantes de video	Dos - Pantallas de video de alta definición de Panasonic, uno en cada extremo de la cancha Uno - De 360 grados que será montada en el segundo nivel.
En el Estadio	Paneles de video de pantalla plana de Panasonic en todo el estadio para la visualización del evento.
A nivel del terreno Señalización	a nivel de campo L.E.D. señalización en los tres lados del campo

CARACTERÍSTICAS DEL DISEÑO ARQUITECTÓNICO

- › Cerca de la acción: los asientos fueron colocados más cerca de los perímetros de la cancha, a solo 21 pies de la primera fila.
- › Techo: Estructura de aluminio y polycarbonato.
- › Todos los asientos cubiertos: Todos los asientos están cubiertos de las inclemencias del tiempo
- › Red Bull Arena fue re-diseñado para cumplir con las normas de los mejores estadios del mundo.
- › Red Bull Arena tendrá una apariencia más futbolística para brindar un ambiente propicio para los aficionados.

COMODIDADES PARA LA PRENSA:

- › Asientos: 100 asientos estarán disponibles y ubicados detrás de los bancos de suplentes.
- › La Sala de Prensa estará ubicada en la zona de la mitad del campo de juego y en el sector bajo.
- › La zona de trabajo a nivel de campo de juego estará ubicada cerca de los vestuarios en el segundo nivel.

CABINAS DE TRANSMISIÓN:

- › El estadio cuenta con instalaciones totalmente con equipos de alta definición

TRANSPORTE:

- › Red Bull Arena es fácilmente accesible a los aficionados a través de transporte público, incluidos los trenes PATH y NJ Transit a la estación de Harrison. La estación de Harrison será restaurada como parte del proyecto del metro Harrison Center.

CAMPO DE JUEGO:

- › Dimensiones del campo: 120 metros x 75 metros con las técnicas más avanzadas, calefacción y sistema de drenaje
- › Superficie: Grass (Kentucky Bluegrass)
- › Yards cuadradas de Turf: 12.282 metros cuadrados (aproximadamente 2,5 hectáreas de pasto)
- › Base de arena zona radicular de 10 pulgadas
- › yards cúbicas de tierra vegetal 3.000
- › pulgadas de suelo: de 9 pulgadas
- › Distancia del campo a la primera fila de asientos:
 - De Sidelines - 7 metros
 - De la línea de fondo - 9 metros.

ARENA:

- › Ventanillas: 22
- › Molinetes: 34 carriles de entrada típica
 - 4 carriles de entrada de la ADA
 - 4 carriles ópticos
- › Ascensores: 5 ascensores hidráulicos (4 pasajeros, transporte de mercancías 1)
- › Video Junta: Dos (2) tarjetas de video Panasonic HDTV 22' x 39'
- › Toneladas de acero estructural: 7.100
- › Miles de cable: Veintiún (21) millas
- › Miles de tubos: Ocho (8) millas
- › Hormigón: 5.000 metros cúbicos
- › Bloques de Hormigón: Más de 15.000
- › Uniones de artesanía: Más de 15
- › Horas-hombre de construcción: más de 370.000
- › Los trabajadores cualificados: Más de 250
- › Paneles de techo: 95



www.newyorkredbulls.com/HUB

RED BULL ARENA TICKET INFORMATION

PLAN TYPES

FULL SEASON PLANS

Our Full Season Ticket Plans provide you access to the best seating options available at Red Bull Arena, as well as save you the most money off the day of game ticket price. All Full Season Tickets include the same seat for all home regular season and playoff matches at Red Bull Arena. Our Full Season Plans are available across all price categories and provide the highest level of benefits and access of any ticket plan available.

FULL SEASON PLANS BENEFITS INCLUDE:

- › Same seat for all 17 home regular season matches at Red Bull Arena
- › Same seat for home playoff matches and a bonus event

MEMBERSHIP PROGRAMS

Each Full Season Ticket requires the purchase of either a Red, Yellow or Blue Membership Card. Here are the benefits of each Membership Card:

THE RED MEMBERSHIP

- › \$100 credit on your Red Card to spend at Red Bull Arena on concessions and/or at the Bullshop (per seat)
- › 25% discount on all merchandise at the Bullshop
- › Exclusive autograph session with several Red Bulls players and coaches
- › Exclusive invitation to a VIP Season Kick-Off Party
- › PLUS all Blue and Yellow Membership benefits

THE YELLOW MEMBERSHIP

- › \$25 credit on your Yellow Card to spend at Red Bull Arena on concessions and/or at the Bullshop (per seat)
- › 15% discount on all merchandise at the Bullshop
- › Exclusive presale access to other events at Red Bull Arena
- › Exclusive access to a team related event
- › PLUS all Blue Membership benefits

THE BLUE MEMBERSHIP

- › \$10 credit on your Blue Card to spend at Red Bull Arena on concessions and/or at the Bullshop (per seat)
- › 5% discount on all merchandise at the Bullshop
- › A welcome gift valued at over \$30

PARTIAL PLANS

There are two types of Partial Plans available in Red Bull Arena: the 10-Game and 5-Game Plan. These plans enable you to choose the matches you want to attend, and the plans provide flexibility and discounted tickets to save you money. Partial Plans may be limited to certain seating sections, however they will be available in each non-premium price category.

If you are interested in purchasing Red Bulls tickets, call 1.877.RBSOCCER or log onto www.newyorkredbulls.com.

SEATING OPTIONS

SKYBOXES

Red Bull Arena has redefined the premium experience for soccer fans in North America. State of the art Skyboxes provide a unique opportunity to entertain clients, reward employees or spend a night of fun with family and friends. Thirty (30) Skyboxes make up the 400 & 500 Levels of the west side of Red Bull Arena and provide fans with unmatched views of the field.

SKYBOX AMENITIES

- › Tickets to ALL events at Red Bull Arena
- › Exclusive access to Skybox Lounge
- › All-inclusive food and beverage
- › Complimentary valet parking
- › VIP entrance with view of player tunnel
- › Personal Skybox attendant
- › Access to Skybox on non-event days to host meetings and private events
- › Invitations to private VIP events

MANAGER'S BOX

A new premium seating addition to Red Bull Arena for 2012, the Manager's Box will provide fans with an exclusive game day experience. The Manager's box consists of 32 cushion-laden seats. Watch players come out of the tunnel before games and enjoy a great view of the action from some of the best seats in the house.

FIELD LEVEL SEATS

There are few experiences in sports that rival sitting on the pitch of a professional soccer match. Field Level seats offer the opportunity to feel like you are playing in the games. Hear the sounds, see the physicality, feel the energy ... All Up Close! In addition, you get in-seat services and access to the most exclusive club at the Arena.

FEATURES & BENEFITS

- › Red Membership
- › Exclusive Club Access
- › All-inclusive food and beverage
- › In-seat waiter and waitress service
- › Complimentary parking

CLUB SEATS

Clubs Seats at Red Bull Arena combine the best sightlines with one of the most exclusive hospitality experiences in sports! With spectacular all-inclusive food and non-alcoholic beverage selections, large plasma screen televisions and plenty of seating, the Club Lounge will quickly become the go-to place for all your client entertainment needs.

FEATURES & BENEFITS

- › Same seat for all Red Bulls home regular season and playoff matches at Red Bull Arena
- › First right of refusal to purchase same seats for others events at Red Bull Arena
- › Exclusive access to the Club Seat Lounge
- › All-inclusive food and beverage service*
- › VIP entrance with view of the player tunnel
- › Complimentary parking

*Excludes alcoholic beverages

TRADITIONAL SEATS

Traditional Seats make up most of the non-premium seating areas throughout Red Bull Arena. Seats are individual 'flipup' seats with chair-backs, and the low-profile design of each seat provides more room to move throughout each row. At the highest point of the 100 Level sections, there are just 17 rows of seating, and at the highest point of the 200 Level (midfield section) there are just 23 rows. This means no matter where you decide to sit you will be closer to the action than ever before. There's not a bad seat in the house!

SOUTH WARD SUPPORTERS SEATS

Our supporters clubs are made up of three unique groups: The Empire Supporters Club (ESC), The Garden State Supporters (GSS) and Viking Army. All three groups will be sitting together in the South Ward, the south end of the arena across the three (3) 100 Level sections behind the goal. If you prefer to stand and sing throughout the match, then this is where you need to be! More information on all three groups can be found at newyorkredbulls.com and you can decide for yourself which group you would like to join.

BULLS' CORNER

The Bulls' Corner is a bar and restaurant located off the main concourse on the west side of the 100 Level. Only Premium Midfield Full Season Ticket Holders have access to the restaurant. The Bulls' Corner will have food and beverage available for purchase before and after most matches.

RED BULL ARENA SEATING PLAN

GATE C

GATE D

Section	Full Season Ticket*	Season Ticket x Game	Single Game
Club Seats**	\$3,000	\$150	\$200
Premium Midfield***	\$1,100	\$55	\$70
Zone 1	\$920	\$46	\$60
Zone 2	\$840	\$42	\$55
Zone 3	\$720	\$36	\$50
Zone 4	\$640	\$32	\$42
Zone 5	\$480	\$24	\$32
Zone 6	\$400	\$20	\$27
Zone 7	\$360	\$18	\$25
Zone 8	\$340	\$17	\$24
Zone 9	\$320	\$16	\$22
Zone 10	N/A	N/A	\$20
Zone 11	N/A	N/A	\$20

Handicapped Accessible Seating (Available at every pricing option)

Not Available At This Time

* Requires Stampede Membership

** Includes access to the Club Seats Lounge

*** Includes access to the Bulls' Corner Pub



GATE B

GATE A

If you are interested in purchasing Red Bulls tickets, call 1.877.RBSOCCER or log onto www.newyorkredbulls.com.

ERIK SOLÉR

GENERAL MANAGER AND SPORTING DIRECTOR



Erik Solér begins his third season as the New York Red Bull's General Manager and Sporting Director. He was named to his position on Dec. 7, 2009. Solér is responsible for the overall management of the New York Red Bulls, including its sporting division – comprised of the First Team, the Red Bulls Academy, its developmental system and scouting. Under Solér's guidance, the Red Bulls won the Eastern Conference regular season title in 2010 and made the postseason for consecutive seasons. Additionally, in 2011 the team became the first American side to win the Emirates Cup, the prestigious annual tournament hosted by English club Arsenal. He has also helped bring in several major contributors to the squad including Joel Lindpere, Teemu Tainio, Roy Miller and Tim Ream.

Solér, 51, joined the Red Bulls after a successful career as a player, agent, broadcaster and executive. From 2002-2008, he served as the co-owner and chairman of the board at Norwegian club, IK Start. He has also served as a TV expert-commentator for ViaSat in Norway since 1998, covering the UEFA Champions League and the Norwegian National Team. In 1995, Solér founded International Sports Management Group (ISM), and served as its CEO until 2000, as the agency was sold to Proactive Sports. He remained with Proactive until 2002, when he purchased an interest in IK Start. He also served as founder and CEO of a management consultancy and recruitment company beginning in 1993 that was sold in 2001 to TMP Worldwide, a NASDAQ-listed company.

As a player, Solér started his career in his hometown of Lillestrøm, Norway, with Lillestrøm SK of the Norwegian league from 1978-1983. He left the club for a short stay in the Norwegian league's Eik-Tønsberg in 1983, before being transferred to Hamburger SV (HSV) of the German Bundesliga, where he played from 1984-1986. After one and a half seasons in HSV, he returned to Norway, signing for SK Brann from 1986-1987. In 1988, he joined AGF Aarhus and scored the decisive goal in the Danish Cup. He later returned to Lillestrøm to finish his playing career in 1988 and his club won the Norwegian League championship. Solér has earned 39 caps and scored four goals for the Norwegian National team. He is a graduate of Oslo University with a degree in Psychology.

Erik Soler comienza su tercera temporada como gerente general de Red Bull New York y Director Deportivo. Fue nombrado en su cargo el 7 de diciembre del 2009. Soler es el responsable de la gestión general de New York Red Bulls, incluyendo su división deportiva - compuesta por el primer equipo, la Academia de Red Bulls y su sistema de desarrollo y exploración. Bajo la dirección de Soler, Red Bulls ganó el título de la Conferencia Este de la temporada regular 2010 y llegó a la postemporada en dos ocasiones en forma consecutiva. También ha contribuido con la contratación de importantes jugadores al equipo, incluyendo Joel Lindpere, Teemu Tainio, Roy Miller y Tim Ream.

Soler, de 51 años, se unió a los Red Bulls después de una exitosa carrera como agente de jugadores, locutor y ejecutivo. Entre el 2002-2008, se desempeñó como co-propietario y presidente de la junta en el club noruego, IK Start. También ha servido como un experto comentarista de televisión para ViaSat en Noruega desde 1998, cubriendo la UEFA Champions League y la Selección Nacional de Noruega. En 1995, Soler fundó International Sports Management Group (ISM), y se desempeñó como director general hasta el 2000, cuando la agencia fue vendida a Proactive Sports. Se quedó con Proactive hasta el año 2002, cuando adquirió un interés en IK Start. También se desempeñó como fundador y CEO de una empresa de consultoría de gestión puesta en marcha en 1993, que fue vendida en el 2001 a TMP Worldwide, una compañía cotizada en el NASDAQ.

Como jugador, Soler comenzó su carrera en su ciudad natal de Lillestrøm, Noruega, con SK Lillestrøm de la liga noruega entre 1978-1983. Dejó el club para una estancia corta con el Eik-Tønsberg de la liga noruega en 1983, antes de ser transferido al Hamburgo (HSV) de la Bundesliga alemana, donde jugó entre 1984-1986. Después de una temporada de año y medio en el VHS, regresó a Noruega, firmando para el SK Brann donde juega entre 1986-1987. En 1988, se unió al AGF Aarhus y anotó el gol decisivo en la Copa danesa. Más tarde regresa a Lillestrøm para terminar su carrera como jugador en 1988 y con su club ganó el campeonato de la liga noruega. Soler actuó 39 veces con la Selección Nacional de su país, anotando cuatro goles. Es graduado de la Universidad de Oslo con una licenciatura en Psicología.

CHRIS HECK

PRESIDENT, BUSINESS OPERATIONS



Heck begins his first full season with the New York Red Bulls after joining the club last June. Under his leadership during the final third of the 2011 campaign, the Red Bulls sold out four of their final six regular season games. In addition to hosting the MLS All Star Game vs. Manchester United, two international friendlies were added including the first U.S. Soccer Men's National Team match at Red Bull Arena.

Heck brings 20 years of sports marketing experience, having also established working relationships with soccer clubs such as Real Madrid, the Portland Timbers and Derby County FC, consulting in areas of sponsorship, ticket sales, analytics and fan services.

In his most recent role, Heck served as the Senior Vice President of Marketing Partnerships for the National Basketball Association since 2004, where he managed the business for the USA Basketball Senior Men's and Women's National Teams. Both teams won FIBA World Championships and achieved unparalleled success with business partnerships.

Prior to his role with NBA's Marketing Partnerships, Heck, served as the league's Senior Vice President of Team Business Operations, where he managed a group of experts in team sponsorship development, ticket sales, premium seating, marketing, and retention staff. Additionally, Heck oversaw the NBA Canada office in Toronto and managed the day-to-day league business relationships with the Washington Wizards, Boston Celtics, New York Knicks, Los Angeles Lakers, Los Angeles Clippers, and Seattle Sonics.

Heck's sports executive career was recognized in 2008 with the prestigious Forty Under 40 Award, given each year by the Sports Business Journal to those individuals excelling in the industry.

Heck also serves as an Adjunct Professor in Masters of Sports Management Program at Columbia University. He also served on the Advisory Board at Morristown Memorial Hospital.

Heck and his wife Mary Beth live with his three children in Madison, NJ.

Heck comienza su primera temporada completa con los New York Red Bulls después de unirse al club en junio pasado. Bajo su liderazgo durante el último tercio de la campaña del 2011, los Red Bulls tienen un lleno completo en su estadio en cuatro de los últimos seis partidos de temporada regular. Además de ser la sede del Partido de las Estrellas de la MLS enfrentando al Manchester United y dos amistosos internacionales incluyendo a la Selección Nacional Masculina de los Estados Unidos en el Red Bull Arena.

Heck tiene más de 20 años de experiencia en marketing deportivo, después de haber trabajado en clubes de fútbol como el Real Madrid, Portland Timbers y el Derby County FC en consultoría en las áreas de patrocinio, venta de entradas, análisis y servicios a los aficionados.

En su papel más reciente, Heck sirvió como Vicepresidente Senior de Alianzas de Marketing para la Asociación Nacional de Baloncesto desde el 2004, donde dirigió el negocio del baloncesto masculino y femenino de selecciones nacionales. Ambos equipos ganaron Campeonatos del Mundo de la FIBA y lograron un éxito sin igual con las asociaciones empresariales.

Antes de su papel con las Asociaciones de Marketing de la NBA, Heck se desempeñó como Vicepresidente Senior de Operaciones, donde dirigió un grupo de expertos en el desarrollo de patrocinio, venta de entradas, asientos premium, la comercialización y retención del personal. Además, Heck supervisó la NBA en Toronto Canadá, la oficina y gestión de las relaciones de liga, el día a día del negocio con los Wizards de Washington, Boston Celtics, los Knicks de Nueva York, Los Angeles Lakers, Clippers de Los Angeles, y Seattle Sonics.

Heck y su esposa Marybeth viven con sus tres hijos en Madison, Nueva Jersey.

NEW YORK RED BULLS EXECUTIVE STAFF



Luis Miguel Garcia
Chief Financial Officer



Terence Davis
Vice President Ticket Operations



Matt O'Neil
Vice President Sales/Marketing



Mika Ohiorhenuan
Vice President Business Development



Ron Erskine
Vice President
Sales/Corporate Partnerships



Jurgen Mainka
Vice President Communications and Community Relations

NEW YORK RED BULLS FRONT OFFICE STAFF LIST

NAME	SURNAME	POSITION
Colin	Adams	Inside Sales Account Executive
John	Amarosa	Red Bull Arena, Project Director
Ashlyn	Barefoot	Inside Sales Account Executive
Simon	Barrow	Regional Development Schools Manager
Mike	Behan	Senior Director of Sales
David	Benoit	Ticket Sales Account Executive
Nick	Bogiatzopoulos	Training Program Representative
Melissa	Brennan	Director, Marketing Partnerships
Ricardo	Campos	Technical Director
Justin	Canning	Inside Sales Account Executive
Laura	Cardona	Executive Assistant
John	Cella	Group Sales Account Executive
Chris	Celletti	Communications Assistant
Miriam	Conguta	Senior Account Executive for Hispanic and Corporate Sales
Cris	da Silva	Head of Scouting
Terence	Davis	Vice President, Ticket Operations
Frank	Della Femina	Senior Manager of New Media
Jennifer	Dimon	Inside Sales Account Executive
Jason	Dixon	Group Sales Account Executive
Greg	Domico	Vice President of Finance
Jillian	Drucker	Special Events Manager
Robert	Elliott	U16 Academy Coach
Ron	Erskine	Vice President, Sales and Corporate Sponsorship
Morten	Evensen	Training Program Representative
Marguerite	Ferrell	Coach Administrator
Sean	Foster	Group Sales Manager
Chris	Fox	Assistant Groundskeeper
Damien	Franolich	Academy Athletic Trainer
Erin	Gabriel	Coordinator of Premium Services
Luis-Miguel	Garcia	Chief Financial Officer
Christina	Giunta	Client and Community Relations Manager

NAME	SURNAME	POSITION
Geri	Goodrich	Front Office Administrator
Adam	Hammer	Inside Sales Account Executive
Paul	Hawkins	Director of Multimedia Production
Chris	Heck	President, Business Operations
Gerry	Hibbert	Chief Accountant
Christoph	Hofbauer	Red Bull Creative Art Director
Daniel	Jankoski	Inside Sales Account Executive
Dave	Jervis	Director of Training Programs
Jovina	Johnson	Director of Human Resources
Dave	Jones	Scouting Coordinator
Steve	Jones	Training Program Representative
Elyse	Juliano	Front Office Assistant
Peter	Katic	IT Director
Christopher	Kelsch	Director, Business Decision Support
Robert	Komarowski	Operations Coordinator
Thomas	Kriehn	Red Bull Creative Client Service Director
Nathan	Lape	Inside Sales Account Executive
Rich	Larcara	Ticket Sales Account Executive
Fabian	Lopez	Director, Relationship Marketing
Jürgen	Mainka	Vice President, Communications and Community Relations
Nancy	Mancero	Front Desk Coordinator
Kevin	Maulbeck	Graphic Design
Michael	Minchella	Premium Sales Manager
Bob	Montgomery	Director of Youth Programs
Tom	Moriarty	Training Programs Representative
Simon	Nee	Manager of Recruitment and Education
Paul	O'Donnell	Academy Teams Manager
Mika	Ohiorhenuan	Vice President, Business Development
Shaun	Oliver	Director of Operations
Matt	O'Neil	Vice President, Sales and Marketing
Kelsey	Parsons	Inside Sales Account Executive
Abby	Passeri	Box Office Senior Manager

NAME	SURNAME	POSITION
Robert	Pastor	Inside Sales Account Executive
Phil	Philippou	Group Sales Account Executive
Jamie	Ponce	Manager, Inside Sales
Cristina	Prado	Fan Services Analyst
Patrick	Quinn	Inside Sales Account Executive
Matt	Reeves	Training Programs Administrator
Juan	Romero	Team Administrator
Alissa	Rotberg	Corporate Accounts Account Executive
Vincent	Russo	Academy Team Administrator
Dan	Shemesh	Director of Grounds
Timothy	Sinclair	Fan Services Manager
Neal	Sitzman	Assistant Groundskeeper
Dan	Solel	New Media Coordinator
Erik	Soler	General Manager and Sporting Director
Daniela	Solorzano	Marketing Manager
Andrew	Sparkes	Academy Goalkeeping Coach
Josh	Steele	Inside Sales Account Executive
Mallory	Sullivan	Fan Services Executive
Mike	Susin	IT Coordinator
Phil	Swenda	Academy Coach
Bryce	Tarrant	Inside Sales Account Executive
Ryan	Thorman	Ticket Sales Account Executive
Brian	Tsao	Director, Communications
Bill	Wiswesser	Operations Manager
Tony	Wollerman	Ticket Sales Account Executive
Jeffrey	Zaun	Academy Coach

THE TEAM

ROSTER	21 >
PRONUNCIATION GUIDE	22 >
HANS BACKE HEAD COACH	23 >

STAFF >

JAN HALVOR HALVORSEN	24 >
MIKE PETKE	24 >
TODD HOFFARD	24 >
JAMES MURPHY	25 >
RICARDO CAMPOS	25 >
JEREMY HOLSOPPLE	25 >
DAMIEN FRANOLICH	26 >
DAVID ALVAREZ	26 >
JUAN SEBASTIAN ROMERO	26 >
CRISTOBAL RODRIGUEZ	27 >
DAVID LEE	27 >
FERNANDO RUIZ	27 >
MELVYN PAMPLONA	28 >
SEAN RUIZ	28 >
TRACI SNYDER	28 >
HOSPITAL OF SPECIAL SURGERY	29 >
OFFICIAL MEDICAL CONSULTANTS OF THE RED BULLS	29 >

PLAYERS >

JUAN AGUDELO FORWARD #17	30 >	RAFA MÁRQUEZ MIDFIELDER/DEFENDER #4	44 >
MEHDI BALLOUCHY MIDFIELDER #10	31 >	DAX McCARTY MIDFIELDER #11	46 >
JONATHAN BORRAJO DEFENDER #3	33 >	RYAN MEARA GOALKEEPER #18	47 >
WILMAN CONDE DEFENDER #2	34 >	ROY MILLER DEFENDER #7	48 >
KENNY COOPER FORWARD #33	35 >	VICTOR PÁLSSON MIDFIELDER #44	49 >
THIERRY HENRY FORWARD #14	36 >	DANE RICHARDS MIDFIELDER/FORWARD #19	50 >
COREY HERTZOG FORWARD #12	38 >	LUKE RODGERS FORWARD #9	52 >
MARKUS HOLGERSSON DEFENDER #5	39 >	JAN GUNNAR SOLLI MIDFIELDER #8	53 >
STEPHEN KEEL DEFENDER #22	40 >	TEEMU TAINIO MIDFIELDER #6	54 >
CONNOR LADE DEFENDER #16	41 >	JEREMY VUOLO GOALKEEPER #24	55 >
JOEL LINDPERE MIDFIELDER #20	42 >		

ROSTER

UPDATED AS OF FEBRUARY 20, 2012

NO.	PLAYER	POS.	HT.	WT.	DOB	HOMETOWN	COLLEGE
17	Juan Agudelo	F	6-1	183	11/23/1992	Barneget, NJ	
10	Mehdi Ballouchy	M	5-11	169	4/6/1983	Casablanca, Morocco	Santa Clara
3	Jonathan Borrajo	D	5-9	165	6/2/1987	Clifton, NJ	George Mason
2	Wilman Conde	D	6-2	188	8/29/1982	Cali, Colombia	
33	Kenny Cooper	F	6-3	210	10/21/1984	Baltimore, MD	
14	Thierry Henry	F	6-2	183	8/17/1977	Paris, France	
12	Corey Hertzog	F	6-0	172	8/1/1990	Reading, PA	Penn State
5	Markus Holgersson	D	6-3	174	4/16/1985	Helsingborg, Sweden	
22	Stephen Keel	D	6-0	175	4/11/1983	Littleton, CO	Wake Forest
16	Connor Lade	D	5-6	145	11/16/1989	Livingston, NJ	St. John's
20	Joel Lindpere	M	5-10	165	10/5/1981	Tallinn, Estonia	
4	Rafa Márquez	M/D	6-0	166	2/13/1979	Zamora, Mexico	
11	Dax McCarty	M	5-9	150	4/30/1987	Winter Park, FL	North Carolina
18	Ryan Meara	GK	6-4	185	11/15/1990	Crestwood, NY	Fordham
7	Roy Miller	D	6-2	166	11/24/1984	San Jose, Costa Rica	
44	Victor Palsson	M	6-1	170	4/30/1991	Reykjavik, Iceland	
19	Dane Richards	M	5-7	150	12/14/1983	Montego Bay, Jamaica	Clemson
9	Luke Rodgers	F	5-8	157	1/1/1982	Birmingham, England	
8	Jan Gunnar Solli	M	6-0	186	4/19/1981	Arendal, Norway	
6	Teemu Tainio	M	5-9	157	11/27/1979	Tornio, Finland	
24	Jeremy Vuolo	GK	6-3	196	9/5/1987	Downington, PA	Syracuse

PRONUNCIATION GUIDE

NO	PLAYER	POS.	PRONUNCIATION	PLACE OF BIRTH	LAST TEAM
2	Wilman Conde	D	COHN-day	Cali, Colombia	Club Atlas (Mexico)
3	Jonathan Borrajo	D	Bohr-RAH-hoe	Clifton, NJ	Hamarkameratene (Norway)
4	Rafa Márquez	M/D	MAHR-kez	Zamora, Mexico	FC Barcelona (Spain)
5	Markus Holgersson	D	HOHL-ger-son	Helsingborg, Sweden	Helsingborgs IF (Sweden)
6	Teemu Tainio	M	TEH-moo TAIN-nee-oh	Tornio, Finland	Ajax Amsterdam (Netherlands)
7	Roy Miller	D		San Jose, Costa Rica	Rosenborg (Norway)
8	Jan Gunnar Solli	D	YAHN SOH-lee	Arendal, Norway	SK Brann (Norway)
9	Luke Rodgers	F		Birmingham, England	Notts County (England)
10	Mehdi Ballouchy	M	MEH-dee bah-LOO-chee	Casablanca, Morocco	Colorado Rapids (MLS)
11	Dax McCarty	M		Winter Park, FL	FC Dallas (MLS)
12	Corey Hertzog	F		Reading, PA	Penn State University
14	Thierry Henry	F	TYAIR-ee ahn-REE	Les Ulis, France	FC Barcelona (Spain)
16	Connor Lade	D	LAID	Livingston, NJ	St. John's University
17	Juan Agudelo	F	Agg-goo-DELL-oh	Manizales, Colombia	New York Red Bulls U-20
18	Ryan Meara	GK	MARE-uh	Crestwood, NY	Fordham University
19	Dane Richards	M		Montego Bay, Jamaica	Clemson University
20	Joel Lindpere	M	JOL lind-PEAR	Tallinn, Estonia	Tromsø IL (Norway)
22	Stephen Keel	D		Littleton, CO	Portland Timbers (USSSF D-2)
24	Jeremy Vuolo	GK	VOH-loh	Philadelphia, PA	AC Oulu (Finland)
33	Kenny Cooper	F		Baltimore, MD	Portland Timbers (MLS)
44	Victor Palsson	M	PAHL-son	Reykjavik, Iceland	Hibernian (Scotland)

HANS BACKE


HEAD COACH

VITAL INFORMATION:

Pronunciation:	HAHNS BAH-kuh
Day of Birth:	Feb. 14, 1952
Previous Club:	Notts County (English League Two)
How He Joined:	Signed by New York on Jan. 7, 2010

BACKE COACHING TIMELINE:

Djurgårdens IF (Sweden)	1982-84
Molde FK (Norway)	1985
Hammarby IF (Sweden)	1987-88
Osters IF (Sweden)	1989-93
AIK (Sweden)	1994-95
Stabaek (Norway)	1996-97
Aalborg BK (Denmark)	1998-2000
FC Copenhagen (Denmark)	2001-05
Panathinaikos (Greece)	2006
Manchester City (England assistant)	2007-08
Mexican National Team (assistant)	2008-09
Notts County (England)	2009
New York Red Bulls (USA)	2010-Present



Backe returns for his third season as head coach. The Swede has led the Red Bulls to two straight MLS Cup Playoffs berths and enters 2012 with a regular season record of 25-17-22. In his first season at the helm in 2010, Backe led the Red Bulls to the biggest single season turnaround in Major League Soccer history, taking the club from the bottom of the table in 2009 to the Eastern Conference regular season championship in 2010. In 2010, the Red Bulls allowed the fewest goals in franchise history (29) and for his successes, Backe was a finalist for the MLS Coach of the Year award.

Backe was named head coach by the club on Jan. 7, 2010. He has enjoyed success in a number of European leagues, capturing four Danish titles with FC Copenhagen (2000-01, 2002-03 and 2003-04) and Aalborg BK (1998-99). He also won the Danish Cup in 2004 and the Danish Super Cup in 2001 and 2004 with Copenhagen. Backe was with Aalborg from 1998-2000 and headed Copenhagen from 2001-05.

The 59-year-old Swede joined the Red Bulls after a short stint with English League Two side, Notts County. Prior to being hired by Notts County, Backe worked as an assistant manager at Manchester City in the English Premiership with former England National Team manager, Sven-Goran Eriksson, from 2007-08. Backe later joined Eriksson's staff when Eriksson became the Mexican National Team head coach on June 3, 2008.

Backe started his illustrious career with Swedish club, Djurgårdens IF, before moving to other major teams in Scandinavia including Stabek, Hammarby IF, Osters IF and AIK. He has also coached at SV Salzburg and Greek Super League team, Panathinaikos. Before coaching, Backe played professionally for a number of Swedish clubs, including AIK and IF Brommapojkarna. Backe also worked as a soccer analyst and commentator for Swedish TV4 and was an advisor to Osters IF.

Backe regresa para su tercera temporada como Director Técnico. El sueco ha llevado a los Red Bulls en dos ocasiones a los Playoffs de la MLS en forma consecutiva e ingresa en el 2012 con un récord de la temporada regular de 25-17-22. En su primera temporada al mando, en el 2010, guio a los Red Bulls en el cambio más grande en una sola temporada en toda la historia de la Major League Soccer, pasando el club de la parte inferior de la tabla en el 2009 al campeonato de la Conferencia del Este en la temporada regular en el 2010. Ese mismo año los Red Bulls permitieron la menor cantidad de goles en la historia del equipo (29) y por sus éxitos, Backe fue finalista para el Premio a Entrenador de Año de la MLS.

Backe fue nombrado Director Técnico por el club el 7 de enero del 2010. Ha disfrutado del éxito en una serie de ligas europeas, la captura de cuatro títulos con el FC Copenhagen danés (2000-01, 2002-03 y 2003-04) y Aalborg BK (1998-99). También ganó la Copa danesa en el 2004 y la Supercopa danesa en 2001 y 2004 con Copenhagen. Backe estuvo con el Aalborg desde 1998-2000 y luego desde el 2001 al 2005 con el Copenhagen.

El sueco de 59 años de edad, se unió a los Red Bulls después de una breve temporada con el Notts County de la English League Two side. Antes de ser contratado por el Notts County, Backe trabajó como asistente del gerente en el Manchester City en la Liga Premier de Inglaterra y con el ex director del equipo nacional de Inglaterra, Sven-Goran Eriksson entre el 2007-08. Más tarde se unió al personal de Eriksson, cuando éste se convirtió en Director Técnico de la Selección Mexicana el 3 de junio del 2008.

Backe comenzó su ilustre carrera con el club sueco, Djurgårdens IF, antes de trasladarse a otros equipos importantes de Escandinavia, incluyendo Stabek, Hammarby IF, IF y Osters AIK. También ha entrenado en el SV Salzburgo y en el Panathinaikos de la Super Liga griega. Antes de dedicarse a la dirección técnica, Backe jugó profesionalmente para varios clubes suecos, entre ellos el AIK y el IF Brommapojkarna. También trabajó como analista de fútbol y comentarista del canal TV4 de Suecia y fue asesor de Osters IF.



JAN HALVOR HALVORSEN

ASSISTANT COACH

Halvorsen enters his second season as Assistant Coach.

Before joining the Red Bulls prior to last season, Halvorsen managed Norwegian club Notodden FK, whom he guided to promotion from the country's third division to its second in 2006, where they remained until being relegated in Halvorsen's final season of 2009. Before coaching Swedish club GIF Sundsvall in 2005, Halvorsen was the manager of Norway's Sogndal Fotball from 2003-2004, where he led the club to an eighth place finish in the Norwegian Premier League in his first season. Prior to that, he managed Norwegian club IK Start from 1999-2002 and led them to promotion to the Norwegian Premier League in 1999. He began his coaching career in 1996 at Norway's Byasen, where he coached for two seasons.

Halvorsen's playing days were highlighted by a stint at German club Hertha BSC, whom he played for from 1989-1992, making 74 appearances and scoring five goals as a defender. He then moved on to Danish club AGF Aarhus where he played in 67 matches from 1992-1994. Halvorsen also featured for the Norwegian National Team, playing with current Red Bulls General Manager and Sporting Director Erik Soler.



MIKE PETKE

ASSISTANT COACH

Petke is in his second season with the coaching staff after an illustrious playing career. He joined the staff before last season after retiring from a career that included two playing stints with the club from 1998-2002 and 2008-10. His passion and gritty playing style made the Bohemia, NY native a fan favorite during his time with the franchise.

Drafted by New York in 1998 with the 13th overall pick, Petke made his debut on April 17, 1998 against the Chicago Fire. He helped the team to its first Eastern Division title in 2000 and was thrice named an All-Star. He holds the current club record for games played, with 169 (196 in all competitions), games started and minutes played. Petke was traded to D.C. United and won his only MLS Cup in 2004 with the club before being traded to Colorado, helping the Rapids to reach the Western Conference Finals in 2005. The Red Bulls picked him up on waivers in 2008 and Petke played 35 more matches for the team until retiring in 2010, being named the club's 2009 Defender of the Year and helping New York to its second Eastern Division regular season title in 2010. Petke finished his career with 307 appearances in league play (351 in all competitions), in which he scored 13 goals and added four assists. Petke also appeared in nine playoff matches and 13 U.S. Open Cup matches as a member of the MetroStars/ Red Bulls, and earned two caps for his country after captaining the US U-21 team.

Prior to his professional career, Petke spent four years at Southern Connecticut State University, leading the team to the NCAA Division II National title in 1995.



TODD HOFFARD

GOALKEEPING COACH

Hoffard enters his first full season as goalkeeping coach after joining the coaching staff midseason in 2011.

Hoffard has an extensive coaching career that has included stints as an Assistant Coach at the collegiate level. Most recently, he spent two seasons on the coaching staff of the Temple University women's squad. Prior to that, he also was an Assistant Coach on both the men's and women's teams at the University of Pennsylvania, as well as the women's teams of The College of Charleston and Saint Bonaventure University.

Before becoming a coach, Hoffard was a standout goalkeeper at Hartwick College, which he led to a No. 3 ranking in his senior season. He played professionally when he was drafted in 1994 by the Harrisburg Heat, spending two seasons at the club. He also spent stints with the Albany Alleycats, Reading Rage, Philadelphia Kixx, Cleveland Crunch and the Charleston Battery. He also spent time overseas in the United Kingdom on trial with clubs Torquay United, Tranmere Rovers and Carlisle United.

Hoffard founded the ONE on ONE Soccer Goalkeeper School and has served as its National Director for the past 18 years. Hoffard has been a part of the U.S. Soccer Region I ODP Staff and PA ODP Staff, coaching goalkeepers of all ages to various levels ranging from state and regional to ODP and full professionals. He was inducted into the Garden Spot High School Hall of Fame in 2009 and is married as a father of two.



JAMES MURPHY

PERFORMANCE DIRECTOR

Murphy begins his second season at the Red Bulls as Performance Director. Before coming to New York, Murphy was the Head of Sports Medicine and Sports Science for Manchester City FC in the English Premier League from 2009-2011. Prior to that, Murphy was a First Team Physiotherapist with Newcastle United FC from 2007-09 and Bolton Wanderers FC from 2003-07. He attended Salford University and Blackpool and Fylde College.

Murphy previously enjoyed a successful career in English soccer. Playing in defense, he started in 1990 at Blackpool, where he made 77 appearances and scored four goals until 1995, when he moved to Doncaster Rovers. The Manchester native has also enjoyed stints at Cambridge United (1997), Halifax Town (1997-00), Morecambe (2000-04) and Lancaster City (2004-05).



RICARDO CAMPOS

TECHNICAL DIRECTOR

Ricardo Campos enters his second season as Technical Director. Campos joined the club during the middle of the 2008 season, serving as Team Administrator through the 2009 season and as Assistant to the General Manager in 2010 before being elevated to his current position. Campos joined the Red Bulls after working for Major League Soccer in a variety of capacities.

Campos worked in MLS' Player Personnel department during the 2008 MLS SuperDraft and international transfer window, was team liaison for the Brazilian National Team and Mexican club Morelia during Soccer United Marketing tours of the United States and was a part of the League's Special Events department, assisting in two MLS Cup Finals.

Prior to joining MLS, Campos worked for the San Diego Padres and Alliant International University. He graduated from the Alliant International University with a Bachelor's Degree in business administration and a minor in marketing. Campos, originally from Sao Paulo, Brazil, resides in Hoboken, NJ.



JEREMY HOLSOPPLE

STRENGTH AND CONDITIONING COACH

Holsopple enters his fourth season with the club and third as a Strength and Conditioning coach. Holsopple is a certified Strength and Conditioning Specialist through the National Strength and Conditioning Association (NSCA). In addition, he is a certified Performance Enhancement Specialist through the North American Sports Medicine Association (PES-NASM).

Prior to working with Major League Soccer, Holsopple served as the Head Strength and Conditioning Coach for the New York Dragons Arena Football Team and the Rhein Fire of NFL Europe. Holsopple has extensive experience in the collegiate realms as well, where he spent several years as a Speed and Strength Coach at the University of Kentucky, University of Mississippi, Florida Atlantic University and the University of Utah. Holsopple played college football at the University of Kentucky, where he earned his degree in Kinesiology and Exercise Science.




DAMIEN FRANOLICH

HEAD ATHLETIC TRAINER

Franolich enters his first full season as the Head Athletic Trainer. He joined the Red Bulls in 2010, serving as an athletic trainer for the Red Bulls Academy. In this role, Franolich was responsible for providing athletic training services to the 140 players of the Academy teams, ranging from U-13 to U-23, who participate in the Northeast Pre-Academy League, the U.S. Soccer Development Academy, and the National Premier Soccer League (NPSL). Franolich served in this role until August 2011, when he was named Head Athletic Trainer for the first team Red Bulls on an interim basis before being appointed on a permanent basis in January 2012.

Franolich worked in sports medicine at Seton Hall University, where he served as an assistant athletic trainer from 2007 to 2010. He also served as the Director of Sports Medicine for the Newark Ironbound Express of the Premier Development League (PDL) in the United Soccer Leagues (USL). Franolich holds a BS in Economics from Vanderbilt University and a Master's of Science in Athletic Training from the School of Graduate Medical Education at Seton Hall University.




DAVID ALVAREZ

PERFORMANCE ANALYST

Alvarez begins his second full season as the team's Performance Analyst. He joined the club as a consultant starting in July 2010 before coming on full time in January 2011. Prior to coming to New York, Alvarez was a physiotherapist for FC Barcelona's first team, which won two La Liga titles and a UEFA Champions League, Spanish King's and Super Cup, European Super Cup and Intercontinental Cup during his time there. Before Barcelona, Alvarez was the fitness coach and physiotherapist for UD Las Palmas, which is currently in the Spanish Second Division.

Among his educational experience, Alvarez holds a Bachelor's Degree and Graduate Certificate from the University of Las Palmas de Gran Canaria and has taken doctorate courses in the fields of Traumatology, Orthopedic Surgery and Musculoskeletal Disorders. Alvarez was also an associate professor at the University of Las Palmas in the Department of Physical Education and the Director of Recuperation and Physical Therapy Division at Aquatic Therapy, Ltd.



JUAN SEBASTIAN ROMERO

TEAM ADMINISTRATOR

Romero enters his third season as Team Administrator. He joined the Red Bulls in the beginning of 2010 after working for Major League Soccer in a variety of capacities.

Romero worked for Major League Soccer's marketing department and was also the team liaison for the 2008 FC Barcelona tour and the Colombia-Ecuador friendly at Giants Stadium. He earned a Bachelor's Degree in sport management from SUNY Cortland in 2008 and went onto earn a dual Masters Degree in international sport management from SUNY Cortland and London Metropolitan University.



CRISTOBAL RODRIGUEZ

ASSISTANT STRENGTH AND CONDITIONING COACH

Cristobal Rodriguez is in his first full season as assistant strength and conditioning coach.

Rodriguez joined the Red Bulls in June 2011 after previous stints as a personal trainer and performance specialist, including at Rutgers University, where he served as an assistant strength and conditioning coach for the Rutgers football program and other varsity sports.

From 2006 to 2009, Rodriguez served as the director of team training at the world renowned Parisi Speed School in Fair Lawn, NJ. Rodriguez organized and implemented offseason training for the Don Bosco Prep High School football team during its 2008 season, when it finished as USA Today's #1 team in the nation. Rodriguez received his Bachelor of Science in Physical and Health Education from William Patterson University in 2006, where he was the starting quarterback for the varsity football team.



DAVID LEE

VIDEO AND PERFORMANCE ANALYST

Lee enters his second season as Performance Analyst. In his role, Lee is in charge of utilizing video analysis to evaluate the Red Bulls and their opponents.

Previously, Lee worked as Head of Performance Analysis for Exeter City Football Club of England's third division from 2009. Prior to his time at Exeter City, Lee worked as a Performance Analyst at the Hartpury Football Academy from Sept. 2008 until June 2009. He earned a Master's Degree in Performance Analysis from the University of Wales Institute Cardiff, and also earned a Bachelor's Degree in Sport Technology from Staffordshire University.



FERNANDO RUIZ

EQUIPMENT MANAGER

Ruiz enters his fifth season as the team's equipment manager after serving as assistant equipment manager and head equipment manager for the Red Bulls Academy. The Colombian has over 30 years of experience working in soccer and has been with the New York organization since the franchise started in 1996.

He has experience as a soccer coach and manager of the semi-pro soccer team he founded, Jersey Colombia, and he has an "E" license from Jersey State Soccer. Fluent in English, Spanish and Italian, Ruiz graduated from the New Jersey Institute of Technology with a degree in engineering.

Ruiz's son, Sean, is the team's Assistant Equipment Manager.



MELVYN PAMPLONA

ASSISTANT ATHLETIC TRAINER

Pamplona enters his first full season as the Assistant Athletic Trainer for the New York Red Bulls. He previously interned with the club in Summer 2010 as a Graduate Student. He recently obtained his Masters Degree in Athletic Training at Seton Hall University. Before that, he completed his Undergraduate degree at Rutgers University with a Bachelor's in Exercise Science & Sport Studies. While at Rutgers, Pamplona worked as a Student Athletic Trainer from 2006-2009. He also interned with the Miami Dolphins (Summer 2008) and the New York Jets (Spring 2009). Pamplona completed various clinical rotations at the High School, Division I & Division III level.



SEAN RUIZ

ASSISTANT EQUIPMENT MANAGER

Ruiz begins his fifth year as the team's Assistant Equipment Manager. The Jersey City, NJ native worked with the Red Bull Academy from 2005-06 before working with the first team starting in 2007. Ruiz attended Kean University, studying physical therapy with a minor in history. He also worked with the Panama National Team during the 2006 Gold Cup.

His father, Fernando, is the team's Equipment Manager.



TRACI SNYDER

MASSAGE THERAPIST

Snyder enters her eighth season with the Red Bulls as the team's massage therapist. She has also worked with sports organizations including the National Football League, U.S. Soccer Men's National Team and AVP Professional Volleyball. Snyder earned her License for Massage and Bodywork from The Institute for Therapeutic Massage and degree from UMDNJ. She also attended Brookdale College.

HOSPITAL FOR SPECIAL SURGERY



HOSPITAL OF SPECIAL SURGERY

HOSPITAL FOR SPECIAL SURGERY – “OFFICIAL HOSPITAL OF THE NEW YORK RED BULLS”

Founded in 1863, Hospital for Special Surgery (HSS) is a world leader in orthopedics, rheumatology and rehabilitation. HSS is nationally ranked as No. 1 in orthopedics, No. 3 in rheumatology and as among the best in geriatrics and neurology by U.S. News & World Report, and has received Magnet Recognition for Excellence in Nursing Service from the American Nurses Credentialing Center. In the 2008 edition of HealthGrades' Hospital Quality in America Study, HSS received five-star ratings for clinical excellence in hip and knee replacement. All Hospital for Special Surgery medical staff are on the faculty of Weill Cornell Medical College. The hospital's research division is internationally recognized as a leader in the investigation of musculoskeletal and autoimmune diseases. Hospital for Special Surgery is located in New York City and online at www.hss.edu

HOSPITAL DE SPECIAL SURGERY

Fundado en 1863, el Hospital de Special Surgery (HSS) es un líder mundial en ortopedia, reumatología y rehabilitación. HSS es clasificado como el número uno en ortopedia y en tercer lugar en reumatología y como uno de los mejores en geriatría y neurología por USNews & World Report, y ha recibido el 'Magnet Recognition for Excellence' por sus servicios de la American Nurses Credentialing Center. En la edición 2008 de HealthGrades que realiza estudios que analiza la calidad de los hospitales en Estados Unidos, HSS recibió calificaciones de cinco estrellas por excelencia clínica en prótesis de rodilla y cadera.

Todo el personal médico del Hospital de Special Surgery, están en facultad de Weill Cornell Medical College. La división de investigación del hospital es reconocida internacionalmente como líder en la investigación de los trastornos musculares. El Hospital de Special Surgery está situado en la ciudad de Nueva York y su información puede encontrarse en el www.hss.edu.

OFFICIAL MEDICAL CONSULTANTS OF THE RED BULLS

TEAM MEDICAL DIRECTOR/ HEAD ORTHOPAEDIC SURGEON

Riley Williams III, MD, PC

ASSOCIATE ORTHOPAEDIC SURGEONS

Bryan Kelly, MD
David S Levine, MD
Michael Shindle, MD

GENERAL PHYSICIANS

Michael Farber, MD

TEAM CARDIOLOGIST

Sanjeev Patel, MD

GENERAL DENTIST

W. Robert Howarth, DDS

CHIROPRACTOR

Jason Levy, DC

MASSAGE THERAPIST

Traci Snyder



JUAN AGUDELO

FORWARD #17

Pronunciation: agg-goo-DELL-oh
Height: 6-1
Weight: 183
Born: Nov. 23, 1992
Hometown: Barnegat, NJ
Previous Club: Red Bulls Under-20
How acquired: Signed on March 26, 2010 under Major League Soccer's Home Grown Player rule

Twitter: @juanagudelo17

HIGHLIGHTS

- Goal vs. Vancouver 9/10/11
- Goal vs. Toronto FC 7/6/11
- Goal at D.C. United 4/21/11

Click to watch highlights on www.nytv.neulion.com

Agudelo enters his third season with the Red Bulls as one of the brightest young players in Major League Soccer. Now a veteran of the United States National Team with 16 appearances entering this season, the Colombian-born forward looks poised to build on his 2011 campaign that saw him finish fourth on the team with six goals. Along with fellow forwards Thierry Henry and Luke Rodgers, Agudelo is a vital part of one of the league's most potent attacks.

Agudelo entra en su tercera temporada con los Red Bulls como uno de los más brillantes jugadores jóvenes en la Major League Soccer. Ahora, ya un veterano de la Selección Nacional de Estados Unidos con 16 participaciones en esta temporada, el delantero de origen colombiano se ve preparado para mejorar su campaña del 2011 que lo vio terminar en cuarto lugar en el equipo con seis goles. Junto a sus compañeros los delanteros Thierry Henry y Luke Rodgers, Agudelo es una parte vital de uno de los ataques más potentes de la liga.

PROFESSIONAL:

2011: Made 27 appearances, including 12 starts, scoring six goals and two assists. Started, played 90 minutes, and scored first career goal, the game-winning tally on March 19 in 1-0 win over Seattle. Was called up to the United States National Team, missing March 26 match at Columbus. Scored second international goal for USA against Argentina on March 26 at MetLife Stadium. Scored goal on April 21 at D.C. in 4-0 win; strike won MLS Goal of the Week. Played in five matches for U.S. National Team during 2011 CONCACAF Gold Cup, registering one assist. Returned to team June 27. Notched first career two-goal game in 5-0 victory over Toronto FC on July 6. Notched first career regular season assist on July 20 at Colorado, setting up Henry goal. Scored 5th goal of the year on July 23 vs. FC Dallas.

Was chosen by Commissioner Don Garber to the MLS All-Star Team, and played nine minutes against Manchester United in the All-Star Game. Played twice for U.S. on Sept. 2 and 5. Scored sixth goal of season off the bench in 1-1 draw with Vancouver on Sept. 10. Assisted on Rodgers' game-winning goal on Sept. 17 at FC Dallas. **2010:** Earned first start for the Red Bulls in their 2-1 win over Philadelphia in U.S. Open Cup play-in match on April 27. Started against Harrisburg in Open Cup loss on June 29. Became first Red Bulls Academy product to feature in an MLS regular season match when he made his debut on October 9 vs. Real Salt Lake, coming on as a substitute in the 88th minute of scoreless draw. Played 12 minutes as a substitute in 2-1 loss at Philadelphia on October 16.

INTERNATIONAL:

Has earned 16 caps for the United States. Became youngest player to ever score for the United States on Nov. 17, 2010 against South Africa, scoring the game-winning goal in a 1-0 victory. Scored his second international goal on March 26, 2011 in a 1-1 tie against Argentina. Was a standout for the United States Under-20 team, helping lead them to the Milk Cup championship in July 2010.

PERSONAL:

Was born in Manizales, Columbia. Favorite sport besides soccer is basketball and his favorite athlete is Kobe Bryant. Enjoys watching movies and playing video games in his spare time. Favorite thing about New York is all the different people that the city has to offer. Favorite vacation spot is Cabo, Mexico.

REGULAR-SEASON GAME HIGHS

Goals	2	July 6, 2001	NY vs. TOR
Assists	1	2 times, last: Sept. 17, 2011	NY at DAL
Shots on Goal	3	2 times, last: July 23, 2011	NY vs. DAL
Shots	6	July 2, 2011	NY at SJ
Fouls Committed	6	July 23, 2011	NY vs. DAL
Fouls Suffered	6	Mar. 19, 2011	NY vs. SEA

MLS REGULAR SEASON YEAR-BY-YEAR STATS LINE

YEAR	TEAM	GP	GS	MIN	G	A	SHT	SOG	FC	FS	OFF	CK	C	E
2010	New York	2	0	14	0	0	1	1	1	0	0	0	0	0
2011	New York	27	12	1364	6	2	44	17	25	22	6	0	1	0
TOTALS		29	12	1378	6	2	45	18	26	22	6	0	1	0

MLS POST SEASON YEAR-BY-YEAR STATS LINE

YEAR	TEAM	GP	GS	MIN	G	A	SHT	SOG	FC	FS	OFF	CK	C	E
2010	New York	2	2	174	0	1	4	2	2	3	0	0	0	0
2011	New York	1	0	26	0	0	1	0	1	0	1	0	0	0
TOTALS		3	2	200	0	1	5	2	3	3	1	0	0	0





MEHDI BALLOUCHY
MIDFIELDER #10

Pronunciation: MEH-dee bal-LOO-chee
Height: 5-11
Weight: 169
Born: April 6, 1983
Hometown: Casablanca, Morocco
College: Santa Clara University
Previous Club: Colorado Rapids
How Acquired: Acquired on Sept. 14, 2010 from the Colorado Rapids in exchange for forward Macoumba Kandji.

Ballouchy returns to the Red Bulls for his third season. The Moroccan-born midfielder proved his flexibility once again last year, playing in 29 matches last season while featuring in multiple positions. He helped the Red Bulls advance to the Conference Semifinals, setting up the winning goal in the Red Bulls' Wild Card Round playoff victory over FC Dallas. His creativity and versatility will be an asset for the Red Bulls in 2012.

Vuelve Ballouchy a los Red Bulls en su tercera temporada. El centrocampista marroquí demostró su flexibilidad una vez más el año pasado, jugando en 29 partidos en múltiples posiciones. Ayudó a su equipo a clasificar para las semifinales de la Conferencia, convirtiendo el gol del triunfo en la victoria de los Red Bulls en la Ronda de Wild Card de playoffs sobre el FC Dallas. Su creatividad y la versatilidad de su juego serán una ventaja para los Red Bulls en el 2012.

MLS REGULAR SEASON YEAR-BY-YEAR STATS LINE

YEAR	TEAM	GP	GS	MIN	G	A	SHT	SOG	FC	FS	OFF	CK	C	E
2006	Real Salt Lake	32	26	2162	2	2	19	5	52	46	4	9	4	0
2007	Real Salt Lake	14	14	1239	0	0	23	6	30	29	3	40	5	0
	Colorado	9	8	614	1	2	12	4	10	10	2	0	3	1
	2007 totals	23	22	1853	1	2	35	10	40	39	5	40	8	1
2008	Colorado	19	12	1200	1	4	20	5	12	20	4	15	1	0
2009	Colorado	28	23	2148	2	7	34	11	28	33	10	67	5	0
2010	Colorado	21	19	1598	3	5	25	10	15	27	0	34	2	0
	New York	6	6	540	1	1	10	5	7	9	3	8	2	0
	2010 totals	27	25	2138	4	6	35	15	22	36	3	42	4	0
2011	New York	29	17	1519	2	1	23	7	33	24	5	1	4	0
TOTALS		158	125	11020	12	22	166	53	187	198	31	174	26	1

MLS POST SEASON YEAR-BY-YEAR STATS LINE

YEAR	TEAM	GP	GS	MIN	G	A	SHT	SOG	FC	FS	OFF	CK	C	E
2010	New York	2	2	179	0	0	7	3	2	1	1	0	1	0
2011	New York	3	0	44	0	1	0	0	1	1	0	1	0	0
TOTALS		5	2	223	0	1	7	3	3	2	1	1	1	0

REGULAR-SEASON GAME HIGHS

Goals	1	12 times, last: June 4, 2011	NY vs. CLB
Assists	1	22 times, last: Apr. 21, 2011	NY at DC
Shots on Goal	3	July 25, 2009	COL vs. NY
Shots	4	3 times, last: Sept. 18, 2009	COL at SJ
Fouls Committed	5	May 27, 2007	RSL at CHI
Fouls Suffered	5	3 times, last: June 28, 2009	COL at SEA





PROFESSIONAL:

2011: Made 29 appearances, starting 17 matches while scoring two goals and adding one assist. Provided assist on Lindpere's game-winning goal in MLS Cup Playoffs Wild Card Match at FC Dallas on Oct. 26. Picked up first assist of season on Agudelo's goal in 4-0 win at D.C. on April 21. Notched first goal of the season on May 21 at Houston, tallying the game-tying goal in second half stoppage time. Scored second goal of season in 1-1 tie vs. Columbus on June 4. **2010:** Appeared in 21 matches for Colorado prior to joining the Red Bulls, starting 19 games and notching three goals and five assists. Made New York debut on Sept. 16 at FC Dallas, scoring his first New York goal in a 2-2 draw. Started and played 90 minutes in 2-0 win at Los Angeles on September 24. **2009:** Appeared in 28 games, 23 starts, playing a career-high 2,148 minutes with two goals and a career-high and team-second seven assists. Tied for ninth in MLS in assists (7) and tied for eighth in corner kicks (67). Made game-winning assist on corner kick vs. Houston on Aug. 30. Set a new single season career-high with his fifth assist of the season vs. FC Dallas on June 24 on Omar Cummings' game-tying 84th minute goal. Scored the game-winning goal on a penalty kick, his first score of the season, in a 3-2 win over New York on May 30 and added an assist. Played in 74 minutes at Los Angeles on April 7 in U.S. Open Cup play-in match and scored in penalty kick shootout victory. **2008:** Played his first full season in a Rapids kit in 2008 recording a then career-high four assists in 12 starts and 18 games played. Scored his first goal and first assist of the season in the same match in a 4-0 victory against the New York Red Bulls on July 4. **2007:** Started eight of the nine games he appeared in for the Rapids logging 614 minutes. Made his Rapids debut playing 90 minutes on July 22 at Kansas City. Started all 14 games he appeared in with Real Salt Lake before being traded to the Rapids. **2006:** Drafted by Real Salt Lake with the second overall selection in the 2006 MLS SuperDraft. Appeared in all 32 games for Real Salt Lake, including 26 starts, while

logging 2,162 minutes and tallying two goals and two assists. Named one of three finalists for the 2006 MLS Gatorade Rookie of the Year Award. Notched first career MLS assist on April 29 vs. Los Angeles, coming off the bench to help on Atiba Harris's 74th minute goal in a 3-2 loss. First career MLS goal on May 20 vs. Kansas City in the 78th minute sparked RSL to a 2-1 comeback win.

COLLEGIATE/CLUB:

Played one season at Creighton, leading the Bluejays to the semifinals of the 2002 College Cup, before transferring to Santa Clara, where he played two seasons. Was a two-time All-American selection, including a First Team selection in 2005.

PERSONAL:

Son of Driss and Malika Ballouchy. Father is a former French second division player. Lists Scarface and Gladiator as favorite movies. Major in college was finance. Speaks French fluently.





JONATHAN BORRAJO

DEFENDER #3

Pronunciation: bohr-RAH-hoe

Height: 5-9

Weight: 165

Day of Birth: June 2, 1987

Hometown: Clifton, NJ

College: George Mason University

Previous Club: Hamarkameratene (Norwegian First Division)

How Acquired: Signed on Jan. 5, 2012

Twitter: @JohnnyBorrajo

Borrajo joins the Red Bulls after featuring for Norwegian club Hamarkameratene since Aug. 2010. The Clifton, NJ native played in 36 first-team games for the club and helped them earn promotion to the country's first division. The 24-year-old defender previously featured for the Red Bulls Under-20 Academy team, and will compete for playing time in his first season in Major League Soccer.

Borrajo se une a los Red Bulls después de actuar para el club noruego Hamarkameratene desde agosto del 2010. Nativo de Clifton, New Jersey jugó en 36 partidos del primer equipo para el club y les ayudó a ganar el ascenso a primera división del país. El defensor de 24 años de edad, previamente presentado por la Academia de los Red Bulls Sub-20 competirá por una posición en el equipo en su primera temporada en la Major League Soccer.

PROFESSIONAL:

2010-11: Appeared in 36 games for Norwegian club Hamarkameratene. Helped the team win Group 4 of the Second Division in 2010 and earn promotion to the Norwegian First Division for the 2011 season, where he helped the club to a sixth place finish. **2009-10:** Was a member of the Real Maryland Monarchs of the United Soccer Leagues Second Division, playing the entire 2009 season and half of the 2010 season before moving to Norway. In a standout 2009 rookie season, Borrajo was a finalist for the league's Defender of the Year award and was named as an All-League First Team selection while playing every minute of the regular season.

COLLEGIATE/CLUB:

Four year standout at George Mason University. Played in 77 games overall, scoring two goals and adding four assists. Helped lead team to the second round of the NCAA Tournament in senior season of 2008, where he played a school record 23 games and was named as a Second Team All-Colonial Athletic Association selection.

PERSONAL:

Enjoys listening to house music in his spare time, especially artists David Guetta and Erick Morillo. Likes to play Call of Duty on Xbox 360. Has a younger brother, Joey, who plays soccer for Montclair State University.

MLS REGULAR SEASON YEAR-BY-YEAR STATS LINE

YEAR	TEAM	GP	GS	MIN	G	A	SHT	SOG	FC	FS	OFF	CK	C	E
------	------	----	----	-----	---	---	-----	-----	----	----	-----	----	---	---

MLS POST SEASON YEAR-BY-YEAR STATS LINE

YEAR	TEAM	GP	GS	MIN	G	A	SHT	SOG	FC	FS	OFF	CK	C	E
------	------	----	----	-----	---	---	-----	-----	----	----	-----	----	---	---

REGULAR-SEASON GAME HIGHS

Goals	
Assists	
Shots on Goal	
Shots	
Fouls Committed	
Fouls Suffered	





WILMAN CONDE

DEFENDER #2

Pronunciation: WILL-mahn COHN-day
Height: 6-2
Weight: 188
Born: Aug. 29, 1982
Hometown: Cali, Colombia
Previous Club: Club Atlas (Mexico)
How Acquired: Signed on Jan. 30, 2012 after MLS first right of refusal acquired from Chicago Fire in exchange for allocation money.

Conde is a veteran defender who brings a wealth of experience to the Red Bulls' back line. Formerly a member of the Chicago Fire, Conde is an athletic defender who will instantly add a level of physicality to New York's defense. A MLS Best XI selection in 2009 while with Chicago, Conde is expected to compete for a starting spot immediately.

Conde es un defensor veterano con gran experiencia para los Red Bulls. Anteriormente fue miembro de Chicago Fire siendo un firme defensor que al instante añadirá un gran aporte físico a la defensa de Nueva York. Seleccionado en el equipo de los Mejores Once de la MLS en el 2009 jugando para Chicago, se espera que de inmediato compita por un puesto en la oncen titular.

PROFESSIONAL:

2011: Spent one season at Mexican first division side Club Atlas. Appeared in 13 games, notching two goals. **2010:** Spent his final of four seasons in Major League Soccer with the Chicago Fire. Played in 25 matches, starting 22, while adding a goal. Logged an MLS career-high 2,019 minutes. **2009:** Was named an MLS Best XI selection. Played in 19 games, starting 18 and added two goals and two assists. Helped spearhead a defense that allowed just 34 goals in 30 matches. Was named team's Defender of the Year. **2008:** Logged 1,750 minutes in 22 games in his first full season with the Fire. Scored one goal and one assist. **2007:** Started seven matches for Chicago after joining the club. **2006-07:** Was a fixture in central defense for Colombian first division side Milonarios. Played in 33 games for the club, notching three goals. Prior to joining Milonarios, had a brief stint at fellow Colombian club Real

Cartagena, where he played in six games. **2001-05:** Was a member of hometown club Deportivo Cali in the Colombian first division. He played in 67 games for the club over three seasons. In 2004, he was loaned out to fellow Colombian club Cortulua, where he played in 17 games and scored two goals. Spent the 2005 season on loan at Ecuadorean side Aucas, appearing in 14 games and scoring one goal.

INTERNATIONAL:

Has represented Colombia at the Under-15, Under-17, Under-20 and Under-23 levels. Helped the Colombian Under-20 team win the 2001 Toulon Tournament.

PERSONAL:

Lists restaurants, video games and going to the movies among his off-field hobbies. Favorite movie is "The Aviator". Soccer idol as a child was Paolo Maldini.

REGULAR-SEASON GAME HIGHS

Goals	1,	4 times, last: Aug. 21, 2010	CHI at HOU
Assists	1	4 times, last: July 18, 2009	CHI vs. SJ
Shots on Goal	2	4 times, last: Aug. 21, 2010	CHI at HOU
Shots	3,	Sept. 23, 2007	CHI vs. DC
Fouls Committed	3	3 times, last: Aug. 19, 2009	CHI vs. LA
Fouls Suffered	6	Aug. 2 2008	CHI vs. CHV

MLS REGULAR SEASON YEAR-BY-YEAR STATS LINE

YEAR	TEAM	GP	GS	MIN	G	A	PTS	SHT	SOG	BLK	FC	FS	CK	C	E
2007	Chicago	7	7	595	0	1	1	6	5	1	8	4	0	2	1
2008	Chicago	22	19	1750	1	1	3	7	1	0	39	8	0	2	0
2009	Chicago	19	18	1614	2	2	6	11	4	0	16	9	0	2	0
2010	Chicago	25	22	2019	1	0	2	6	2	2	41	14	0	10	1
TOTALS		73	66	5978	4	4	12	30	12	3	104	35	0	16	2

MLS POST SEASON YEAR-BY-YEAR STATS LINE

YEAR	TEAM	GP	GS	MIN	G	A	PTS	SHT	SOG	BLK	FC	FS	CK	C	E
2007	Chicago	3	3	270	0	0	0	3	1	0	6	3	0	0	0
2008	Chicago	3	3	270	1	0	2	1	1	0	5	2	0	0	0
2009	Chicago	1	0	25	0	0	0	0	0	0	1	0	0	0	0
TOTALS		7	6	565	1	0	2	4	2	0	12	5	0	0	0





KENNY COOPER

FORWARD #33

Height: 6-3
Weight: 210
Born: Oct. 21, 1984
Hometown: Dallas, TX
Previous Club: Portland Timbers (Major League Soccer)
How Acquired: Acquired on Jan. 12, 2012 from the Portland Timbers in exchange for New York's natural 2013 MLS SuperDraft first round pick and allocation money.

REGULAR-SEASON GAME HIGHS

Goals	2	5 times, last: Apr. 19, 2009	DAL vs. TOR
Assists	1	12 times, last: Aug. 3, 2011	POR vs. LA
Shots on Goal	5	2 times, last: Apr. 4, 2009	DAL at NE
Shots	10	July 4, 2008	DAL vs. KC
Fouls Committed	6	Sept. 21, 2008	DAL at CHI
Fouls Suffered	6	May 24, 2008	DAL vs. RSL

MLS REGULAR SEASON YEAR-BY-YEAR STATS LINE

YEAR	TEAM	GP	GS	MIN	G	A	SHT	SOG	FC	FS	OFF	CK	C	E
2006	FC Dallas	31	29	2,453	11	4	65	30	39	59	23	2	3	0
2007	FC Dallas	14	12	1,068	4	2	33	16	16	19	9	0	0	0
2008	FC Dallas	30	30	2,622	18	3	119	60	36	48	39	0	1	0
2009	FC Dallas	15	15	1,331	7	1	52	29	15	23	10	0	2	0
2011	Portland	34	29	2,562	8	2	78	30	26	56	40	0	2	0
TOTALS		124	115	10,036	48	12	347	165	132	205	121	2	8	0

MLS POST SEASON YEAR-BY-YEAR STATS LINE

YEAR	TEAM	GP	GS	MIN	G	A	SHT	SOG	FC	FS	OFF	CK	C	E
2006	FC Dallas	2	2	145	0	0	3	3	5	6	0	0	0	0
2007	FC Dallas	2	2	203	0	1	2	1	9	0	0	0	0	0
TOTALS		4	4	348	0	1	5	4	14	6	0	0	0	0

One of the Red Bulls' big offseason acquisitions was Cooper, who joined New York after being the leading scorer in Portland. The big forward has a significant amount of experience in MLS and earned MLS Best XI honors in 2008 as a member of FC Dallas, scoring 18 goals. The Red Bulls will look forward to his contributions in 2012.

Recientemente contratado el delantero Kenny Cooper (48 goles en la MLS) trae un poco de poder de fuego adicional al ya formidable ataque de Red Bulls que terminaron empatados en mayor cantidad de goles anotados en la Conferencia del Este la temporada pasada. Cooper jugó en los 34 partidos de temporada regular para Portland Timbers el pasado año, marcando ocho goles y dos asistencias. Estuvo en el FC Dallas entre el 2006-2009, destacando su campaña del 2008 en el que anotó 18 goles y fue nombrado al Equipo de los Mejores Once de la MLS.

PROFESSIONAL

2011: Tallied eight goals for Portland. Scored his sixth goal of the year in the 9th minute against San Jose on Sept. 21. Ended a career-long, 14-game goalless drought Aug. 6 at San Jose, finishing a cross from Jorge Perla in the 23rd minute. Logged his second assist of the season, helping to set up Jorge Perla's goal in a 3-0 win over LA, Aug. 3. Recorded his first game-winning goal and third goal of the season in the 22nd minute April 30 against Real Salt Lake, knocking in a right-footed shot from five yards out following a Kalif Alhassan cross. Scored the first goal in MLS Timbers history in the season opener at Colorado, drilling a free kick from 30 yards out in the 80th minute. Earned the second assist on Jewsbury's 38th-minute goal in a 1-1 draw at New England April 2; it was his first MLS assist

since June 2009. **2009-10:** Transferred from FC Dallas to TSV 1860 Munich on July 31, 2009. Limited to 14 games (9 starts) across two 2.Bundesliga seasons due to injury. Scored two goals over his stint with 1860 Munich. Added another goal in two games of cup action. Appeared in his final match with 1860 Munich as a substitute on Dec. 19, 2010. **2009:** Played his fourth and final season with FC Dallas, scoring seven goals and adding an assist in 15 games (15 starts). **2008:** Enjoyed a tremendous season, scoring a career-high 18 goals and logging three assists in 30 games (30 starts) for FC Dallas. Named to the MLS All-Star team and MLS Best XI. Named MLS Comeback Player of the Year. Named team MVP. Led the club in goals, games, games started, minutes played (2,622), shots (119), shots on goal (60) and game-winning goals (4). Named MLS Player of the Week in consecutive weeks (Weeks 18-19), for two-goal games against LA Galaxy on July 27 and at Toronto FC on Aug. 3. **2007:** In his second season with FC Dallas, played 14 games (12 starts) in an injury-shortened season. Contributed four goals and two assists. **2006:** Played his debut MLS season with FC Dallas, starting 29 of 31 games. Named team MVP. Ranked second on the team with 11 goals and added four assists. Tallied six game-winning goals. Earned MLS Player of the Week honors for Week 16. **2004-05:** Started his pro career with English Premier League club Manchester United. Spent time on loan with Oldham Athletic of English League One. Scored three goals in five league games with Oldham Athletic.

INTERNATIONAL

Has 11 caps with the U.S. National Team, netting five goals. Earned his first cap and opened his international goal account in a friendly against Denmark Jan. 20, 2007, at the Home Depot Center in Carson, CA. Scored the first goal of a 2-0 U.S. win against Guatemala in a 2010 World Cup qualifying match on Nov. 19, 2008. Added two goals in five games during the 2009 CONCACAF Gold Cup as the U.S. reached the finals of the tournament. Was named one of the top 18 players in the tournament.

PERSONAL

Father, Kenny, Sr., played goalkeeper for Blackburn Rovers of the English Premier League and the Dallas Tornado of the NASL.





THIERRY HENRY

FORWARD #14

Pronunciation: TYAIR-ree ohn-REE
Height: 6-2
Weight: 183
Born: Aug. 17, 1977
Hometown: Paris, France
Previous Club: FC Barcelona (Spain)
How Acquired: Signed on July 14, 2010 as a Designated Player

facebook: www.facebook.com/ThierryHenry

Henry enters the 2012 season, his third with the club, off a year which saw him prove that he is still one of the game's world-class goal scorers. In 2011, his first full MLS season in which he was named the Red Bulls' Most Valuable Player, his 14 goals were tops on the team and were good for third best throughout all of MLS. He was also named to the MLS Best XI and All-Star Team for the first time in his short American career. France's all-time leading goal scorer remains one of the most recognizable names and faces in global soccer and he continues to lead the Red Bulls in their quest for a championship as the team's captain.

Henry entra en la temporada 2012, su tercera con el club, luego de un año que le vio demostrar que sigue siendo uno de los máximos goleadores de clase mundial. En el 2011, una temporada en la que fue nombrado el Jugador Más Valioso del equipo, marco 14 goles, ubicándose tercero en la Major League Soccer. Continúa siendo el máximo goleador de Francia de todos los tiempos teniendo un gran reconocimiento en el futbol mundial y continúa siendo el líder de los Red Bulls su búsqueda de un campeonato.

HIGHLIGHTS



Goal at FC Dallas (Playoffs) 10/26/11

Goal vs. Chicago 8/13/11

Goal vs. FC Dallas 7/23/11

Goal at Portland 6/19/11

Click to watch highlights on www.nytv.neulion.com

MLS REGULAR SEASON YEAR-BY-YEAR STATS LINE

YEAR	TEAM	GP	GS	MIN	G	A	SHT	SOG	FC	FS	OFF	CK	C	E
2010	New York	11	11	859	2	3	30	13	11	6	8	0	1	0
2011	New York	26	26	2266	14	4	65	30	28	27	14	0	3	2
TOTALS		37	37	3125	16	7	95	43	39	33	22	0	4	2

MLS POST SEASON YEAR-BY-YEAR STATS LINE

YEAR	TEAM	GP	GS	MIN	G	A	SHT	SOG	FC	FS	OFF	CK	C	E
2010	New York	1	0	6	0	0	1	0	0	0	1	0	0	0
2011	New York	3	3	270	1	1	12	4	8	4	2	0	2	0
TOTALS		4	3	276	1	1	13	4	8	4	3	0	2	0

REGULAR-SEASON GAME HIGHS

Goals	2	Apr. 21, 2011	NY at DC
Assists	2	July 31, 2010	NY at HOU
Shots on Goal	4	Aug. 28, 2010	NY vs. SJ
Shots	6	Sept. 10, 2011	NY vs. VAN
Fouls Committed	4	2 times, last: May 15, 2011	NY vs. CHV
Fouls Suffered	4	June 26, 2011	NY at CHI



PROFESSIONAL:

2011: Scored team-high 14 goals in 26 games. Also added four assists. Named to MLS Best XI Team and MLS All-Star Team. Missed match at Columbus on March 26 with hamstring injury. Scored first goal and picked up first assist of season in 3-0 win over San Jose on April 16. Had first MLS two-goal game on April 21 in 4-0 win at D.C.. Scored fourth goal of season on May 7 at Los Angeles, fifth on May 15 vs. Chivas USA. Missed May 21 match at Houston with a sore knee. Scored goal on May 25 vs. Colorado in 2-2 draw. Missed match on May 28 at Vancouver due to knee swelling. Provided cross that led to own goal and scored game-winner in 2-1 victory over New England on June 10. Registered goal and an assist on June 19 in 3-3 draw at Portland; was sent off in the 93rd minute, and was suspended for June 23 match at Seattle. Missed July 2



match at San Jose with flu-like symptoms. Scored game-tying goal in 85th minute on July 23 vs. FC Dallas. Created pass in game-tying own goal in 1-1 draw with Arsenal July 31. Scored 12th goal in 2-2 tie vs. Chicago Aug. 13. Missed Aug. 20 match at New England and Sept. 17 match at FC Dallas with inflammation in Achilles tendon. Scored tying goal in 88th minute against Toronto FC on Oct. 1. Ejected on Oct. 15 at Sporting Kansas City, and suspended for last game of regular season on Oct. 20 vs. Philadelphia. Scored first career MLS Cup Playoffs goal on Oct. 26 at FC Dallas in Wild Card match. **2010:** Signed on July 14 as team's second Designated Player. Had two goals and three assists in 11 regular season appearances. Scored in friendly against Tottenham on July 22, his first appearance for the club. Had two assists on Juan Pablo Angel goals against Houston on July 31 in MLS debut in 2-2 tie. Assisted on Joel Lindpere's goal in victory over Toronto on Aug. 11. Scored first MLS goal on Aug. 28 vs. San Jose. Scored second goal of the season on Sept. 11 vs. Colorado. Missed Sept. 24 match at Los Angeles due to knee injury. Suffered knee injury in training on Oct. 12, missing the remainder of the regular season **2009-10:** Appeared in 21 matches for FC Barcelona, adding four goals while registering 10 assists and helping the side win their second straight La Liga title. **2008-09:** Made 29 appearances in La Liga, scoring 19 goals. Made 42 appearances in all competitions, scoring 26 goals and helping the club win the treble of La Liga, Copa Del Rey, and the UEFA Champions League titles. **2007-08:** Transferred to FC Barcelona from Arsenal FC for €24 million. Led the club in goals in all competitions, scoring 19 times in 47 appearances. Made 30 league appearances, scoring 12 goals. Scored three goals in UEFA Champions League in 10 appearances. **2006-07:** Scored 10 league goals in just 17 appearances for Arsenal FC due to injury. Made 27 appearances in all competitions, scoring 12 goals. Was named French Footballer of the Year for 2006. **2005-06:** Had 33 goals in all competitions for the Gunners. Finished comfortably as Premier League leading goal scorer with 27 goals. Was named Football Writers' Association Footballer of the Year for the third time. Became Arsenal FC's all-time leading scorer in all competitions when he scored twice on Oct. 17, 2005 in a UEFA Champions League victory over Sparta Praha, breaking Ian Wright's record of 185 goals. Became the club's all-time leader in league goals when he scored against West Ham on Feb. 1, 2006, passing Cliff Bastin's record of 150. Scored five goals in UEFA Champions League, leading the club to the final which it lost to FC Barcelona. Was named French Footballer of the Year for 2005. **2004-05:** Led Premier League in goals with 25, also picking up 14 assists in league play. Scored 31 goals in all competitions, which was good enough to be co-recipient of the European Golden Boot, becoming the first player to win the award in consecutive seasons. Helped

Arsenal win FA Cup. Named club captain midway through the season. Was named French Footballer of the Year for 2004. **2003-04:** Appeared in 51 matches in all competitions, scoring 39 goals, leading Arsenal to the Premier League title in an unbeaten season. Made 37 league appearances, scoring 30 goals, winning both the European and Premier League Golden Boot awards. Finished as runner up to Barcelona's Ronaldinho for 2004 FIFA World Player of the Year award. Was named PFA Player's Player of the Year for the second consecutive season, and was also named FWA Footballer of the Year and PFA Fan's Player of the Year. Was named French Footballer of the Year for 2003. **2002-03:** Appeared in 55 matches in all competitions, scoring 32 goals and also racking up 24 assists. In Premier League play, scored 24 goals, which ranked 2nd in the league. Helped Arsenal win second straight FA Cup. Was awarded FWA Footballer of the Year and PFA Player's Player of the Year. Finished second in voting for 2003 FIFA World Footballer of the Year behind Real Madrid's Zinedine Zidane. **2001-02:** Scored 32 goals in 49 appearances in all competitions, including 24 goals in league play, good for the Premier League Golden Boot, leading Arsenal to the Premier League title and FA Cup double. **2000-01:** Led Arsenal in scoring for the first of seven consecutive seasons, netting 22 goals in all competitions including 17 in league play. Scored four goals in UEFA Champions League as Arsenal made it to the quarterfinals. Was named French Footballer of the Year for 2000. **1999-2000:** Transferred to Arsenal FC from Juventus FC for £10 million. Scored 26 goals in 47 appearances in all competitions, helping the club reach the UEFA Cup Final. Scored 17 goals in 31 league appearances as Arsenal finished runners up for the Premier League title. **1998-99:** Moved to Juventus FC from AS Monaco, and scored three goals in 16 league appearances for the Italian club. Prior to the move, scored one goal and added five assists in 19 appearances for Monaco. **1997-98:** Scored 11 goals and added 12 assists in 44 appearances for Monaco in all competitions. Scored seven goals in nine appearances in the UEFA Champions League, leading Monaco to the tournament semi-final. **1996-97:** Scored 10 goals and added 13 assists in 48 appearances in all competitions leading Monaco to the Ligue 1 championship. Was named the French Young Footballer of the Year for 1996. **1995-96:** Scored three goals and added six assists in 22 appearances in all competitions for Monaco. **1994-95:** Made professional debut on August 31, 1994 vs. Nice. Scored three goals and added an assist in eight league appearances in his first season for Monaco.

INTERNATIONAL:

Has a total of 123 caps for the France National Team, and is the country's all-time leading scorer with 51 goals. **2009-10:** Made two appearances at the 2010 FIFA World Cup. Scored four goals in 2010 FIFA World Cup qualification. **2008:** Featured in the France squad for the 2008 UEFA European Championships, scoring a goal in a group stage match against the Netherlands. Earned 100th cap for France on June 2 against Colombia, becoming the sixth French player to earn that honor. **2007:** Became France's all-time leading scorer, passing Michel Platini, scoring twice against Lithuania. **2005-06:** Featured for the France squad at the 2006 FIFA World Cup, leading France to a second place finish. Scored three goals in the tournament, including the winner vs. Brazil in the quarterfinal. Was named one of the 10 final nominees for the Golden Ball award for Player of the Tournament. **2004:** Played in all four matches for France at the 2004 UEFA European Championships, scoring two goals. **2003:** Led France to 2003 Confederations Cup title, and was named Man of the Match in three of France's five matches. Scored golden goal in extra time of final to defeat Cameroon. Won the Golden Ball award as the tournament's top player as well as the Golden Shoe as the tournament's top goal scorer, with four. **2001-2002:** Featured in one match for France at the 2002 FIFA World Cup **1999-2000:** Helped France capture the title at the 2000 UEFA European Championships, scoring three goals as France's top scorer. Was named Man of the Match for three of France's matches, including the final. **1998:** Led France to its only World Cup title at the 1998 FIFA World Cup in its home country. Scored three goals in the tournament, which led France to the tournament. **1997:** Made debut for senior national team on Oct. 11 against South Africa.

PERSONAL:

Is an active spokesperson against racism in world soccer, and helped start the Stand Up, Speak Up campaign with Nike. Appeared in commercials for Gillette with tennis star Roger Federer and golfer Tiger Woods. Is an avid fan of the NBA, and is good friends with basketball players Tony Parker and Ronny Turiaf.





COREY HERTZOG

FORWARD #12

Height:	6-0
Weight:	172
Born:	Aug. 1, 1990
Hometown:	Reading, PA
College:	Penn State University
Previous Club:	N/A
How Acquired:	Selected in the first round (13th overall) in the 2011 MLS SuperDraft

Twitter: @HertzogRBNY06

Hertzog enters his second season with the Red Bulls after being drafted by the team before the 2011 season. As a rookie, Hertzog played in five regular season games and helped the team advance in the U.S. Open Cup with a goal in the team's 2-1 victory over FC New York in the third round. A forward with good athleticism, Hertzog will battle for minutes in the Red Bulls' potent attack.

Hertzog entra en su segunda temporada con los Red Bulls después de haber sido seleccionado por el equipo antes de la temporada 2011. Como novato, Hertzog jugó en cinco partidos de temporada regular y ayudó al avance del equipo en la Copa Abierta de EE.UU. convirtiendo un gol en la victoria 2-1 sobre el FC de Nueva York en la tercera ronda. Delantero con un excelente estado atlético, Hertzog lucharán por minutos en el poderoso ataque de los Red Bulls.

PROFESSIONAL:

2011: Made MLS debut on March 26 at Columbus, coming on as a substitute in the 84th minute in 0-0 draw. Came on as substitute in 2-2 draw on May 21 at Houston and 1-1 draw on May 28 at Vancouver. Was a substitute in 64th minute of 2-1 victory over New England on June 10, and registered one shot on goal. Started, played 90 minutes, and scored first goal for Red Bulls in 2-1 victory over FC New York in U.S. Open Cup on June 28. Played 16 minutes as a substitute on July 30 vs. Paris Saint-Germain in Emirates Cup.

MLS REGULAR SEASON YEAR-BY-YEAR STATS LINE

YEAR	TEAM	GP	GS	MIN	G	A	SHT	SOG	FC	FS	OFF	CK	C	E
2011	New York	5	0	35	0	0	1	1	0	2	0	0	0	0

MLS POST SEASON YEAR-BY-YEAR STATS LINE

YEAR	TEAM	GP	GS	MIN	G	A	SHT	SOG	FC	FS	OFF	CK	C	E
N/A														

REGULAR-SEASON GAME HIGHS

Goals	0
Assists	0
Shots on Goal	1 June 10, 2011 NY vs. NE
Shots	1 June 10, 2011 NY vs. NE
Fouls Committed	0
Fouls Suffered	2 June 10, 2011 NY vs. NE

COLLEGIATE/CLUB:

Hertzog led NCAA Division I in scoring in his junior season of 2010, scoring 20 goals while adding six assists in 22 matches. He was named a semifinalist for the MAC Hermann Trophy for the nation's best college soccer player, and was also a NSCAA Second Team All-American and a First Team All-Big Ten selection. As a sophomore in 2009, he scored 11 goals and six assists in 22 matches, and was named Big Ten Tournament Offensive Most Valuable Player. As a freshman in 2009, Hertzog played in 17 matches, registering two goals and two assists.

PERSONAL:

Father, Ralph, played goalkeeper at Oley Valley Senior High School and coached Corey throughout high school. Likes to play basketball in his spare time. Lists game winning goal versus Gonzaga and half-field goal versus Binghamton while at Penn State among most memorable soccer moments.





MARKUS HOLGERSSON

DEFENDER #5

Pronunciation: HOLE-guhr-son
Height: 6-3
Weight: 174
Day of Birth: April 16, 1985
Hometown: Helsingborg, Sweden
Previous Club: Helsingborgs IF
How Acquired: Signed on Jan. 12, 2011

The Red Bulls inked Holgersson in the offseason to bolster their already impressive backline, and the 26-year-old Swede figures to be one of the coaching staff's top choices to start in central defense. A tall and athletic defender, Holgersson joins the Red Bulls after an impressive spell at his hometown club, Helsingborgs IF. Holgersson's impressive 2011 season in Sweden's top flight earned him a call up to the Sweden National Team in January 2012.

Los Red Bulls contrataron a Holgersson en la temporada baja para reforzar su línea defensiva ya impresionante. El jugador sueco de 26 años de edad es una de las opciones más importantes del cuerpo técnico para iniciar como defensa central. De muy buena estatura y un buen físico, Holgersson se une a los Red Bulls después de una racha importante en su club natal, Helsingborg, en la temporada 2011 en la máxima categoría de Suecia, lo que le valió una convocatoria a la Selección Nacional de ese país en enero del 2012.

PROFESSIONAL:

2009-11: Bolstered the Helsingborgs backline for three seasons, earning 80 games and scoring five goals during his tenure. He helped lead the team in a historic 2011 season where the club became the first in Sweden to win the treble, as Helsingborgs won the Allsvenskan (Swedish First Division title), as well as the Svenska Cupen (Swedish Cup) and the SuperCup. **2005-08:** Played in 89 games and scored six goals over four seasons at Swedish second division side Ängelholm.

INTERNATIONAL:

Earned first national team call-up to Sweden in January 2012 and recorded first cap against Qatar on Jan. 23, playing 90 minutes.

PERSONAL:

Likes to listen to music when not playing soccer. Was a fan of England's Newcastle United growing up, and still follows the club today. Lists winning the Swedish treble with hometown club Helsingborgs in 2011 as the top moment in his career.

MLS REGULAR SEASON YEAR-BY-YEAR STATS LINE

YEAR	TEAM	GP	GS	MIN	G	A	SHT	SOG	FC	FS	OFF	CK	C	E
------	------	----	----	-----	---	---	-----	-----	----	----	-----	----	---	---

MLS POST SEASON YEAR-BY-YEAR STATS LINE

YEAR	TEAM	GP	GS	MIN	G	A	SHT	SOG	FC	FS	OFF	CK	C	E
------	------	----	----	-----	---	---	-----	-----	----	----	-----	----	---	---

REGULAR-SEASON GAME HIGHS

Goals	
Assists	
Shots on Goal	
Shots	
Fouls Committed	
Fouls Suffered	





STEPHEN KEEL
DEFENDER #22

Height: 6-0
Weight: 175
Born: April 11, 1983
Hometown: Littleton, Colorado
College: Wake Forest University
Previous Club: Portland Timbers (USL-1)
How Acquired: Signed on March 9, 2011

The Red Bulls signed Keel prior to the 2011 season, and he rewarded them by becoming one of the coaching staff's top-choice defenders by season's end. Keel set many career highs in his first season with the club as he helped the team solidify a playoff spot and advance to the Conference Semifinals with excellent form towards the tail end of the season. The organization hopes Keel can continue his solid play and carry it over into the 2012 campaign.

Los Red Bulls contrataron a Keel antes de la temporada 2011 y lo premiaron por ser uno de los principales defensores en la elección del cuerpo técnico sobre el final de la temporada. Keel estableció muchas marcas en su carrera en su primera temporada con el club ayudando al equipo a consolidar un lugar en los playoffs y avanzar a las semifinales de la Conferencia, con un excelente rendimiento en el final de la temporada. La organización espera que Keel continúe con su juego sólido y pueda incluso mejorarlo en la campaña 2012.

PROFESSIONAL:

2011: Set career highs in games played (16), starts (13), and assists (2). Made team debut on March 26 at Columbus, starting and playing all 90 minutes of 0-0 draw. Registered first career MLS assist on Henry's game-winning goal on June 10 in 2-1 victory over

New England. Started, played 90 minutes and assisted on Rodgers' game-winning goal on Sept. 17 at FC Dallas. **2009-10:** Appeared in 53 games for USL First Division side Portland Timbers, scoring one goal. **2005-09:** Was a member of the Colorado Rapids, appearing in six MLS matches. In 2007, was named MLS Magazine's Reserve Player of the Year. During the 2006 season, he was loaned out to USL side Seattle Sounders.

COLLEGIATE/CLUB:

Played collegiately at Wake Forest University from 2001-04. He appeared in 63 games, registering 13 goals and nine assists. While in college, also played for Bradenton Academics of the USL Premier Development League.

PERSONAL:

Is a big fan of all Colorado sports teams including Colorado Rockies, Denver Nuggets, Colorado Avalanche and Denver Broncos. Older brother, Sean, is a firefighter. Enjoys the television show Gangland and says he likes all kinds of music, from Jay-Z to Dave Matthews Band.

MLS REGULAR SEASON YEAR-BY-YEAR STATS LINE

YEAR	TEAM	GP	GS	MIN	G	A	SHT	SOG	FC	FS	OFF	CK	C	E
2007	Colorado	4	1	177	0	0	0	0	2	1	0	0	1	0
2008	Colorado	6	6	540	0	0	2	0	3	2	0	0	0	0
2011	New York	16	13	1,226	0	2	3	0	14	6	0	0	3	0
TOTALS		26	20	1,943	0	2	5	0	19	9	0	0	4	0

MLS POST SEASON YEAR-BY-YEAR STATS LINE

YEAR	TEAM	GP	GS	MIN	G	A	SHT	SOG	FC	FS	OFF	CK	C	E
2011	New York	3	3	270	0	0	1	1	1	1	0	0	0	0

REGULAR-SEASON GAME HIGHS

Goals	0
Assists	1 2 times, last: Sept. 17, 2011 NY at DAL
Shots on Goal	0
Shots	1 5 times, last: Sept. 24, 2011 NY vs. POR
Fouls Committed	5 June 10, 2011 NY vs. NE
Fouls Suffered	1 9 times, last: Oct. 20, 2011 NY vs. PHI





CONNOR LADE

DEFENDER #16

Pronunciation: CON-nehr LAID

Height: 5-6

Weight: 145

Born: Nov. 16, 1989

Hometown: Convent Station, NJ

Previous Club: St. John's University

How Acquired: Signed on Dec. 5, 2011 under Major League Soccer's Home Grown Player rule

The Red Bulls made the Convent Station, NJ native the fifth player to sign with the first team after coming up through the Red Bulls Academy. Lade comes to New York after a four-year career at St. John's University, where he helped lead the team to the Big East Championship in his senior season. During that senior season, he played every minute of every game for the Red Storm, and was named the Most Outstanding Defensive Player of the Big East Tournament. Lade will look to make a mark with the Red Bulls in his first professional season.

Los Red Bulls hicieron del nativo de Convent Station, Nueva Jersey el quinto jugador en firmar con el primer equipo después de haber ingresado a través de la Academia. Lade llega a Nueva York luego de una carrera de cuatro años en la Universidad de San Juan, donde ayudó a llevar al equipo al Big East Championship en su último año. Durante este último año, jugó cada minuto de cada partido correspondiente a la Red Storm, y fue nombrado el jugador defensivo más destacado del torneo Big East. Lade tratará de establecer una marca con los Red Bulls en su primera temporada profesional.

COLLEGIATE/CLUB:

Played four seasons at St. John's University. As a senior, started all 18 games, playing every minute, while earning Second Team All-Big East Honors and helping the Red Storm to the Big East Championship. Named Most Outstanding Defensive Player of 2011 Big East Tournament. Earned Third Team All-Big East Honors as a junior. In four years, amassed 81 appearances, including 60 straight appearances to finish his career.

PERSONAL:

Is a fan of the New York Yankees and New York Rangers. Lists "It's Always Sunny in Philadelphia" and "Entourage" as his favorite television shows. Is currently working on finishing his degree in Sports Management from St. John's University.

MLS REGULAR SEASON YEAR-BY-YEAR STATS LINE

YEAR	TEAM	GP	GS	MIN	G	A	SHT	SOG	FC	FS	OFF	CK	C	E

MLS POST SEASON YEAR-BY-YEAR STATS LINE

YEAR	TEAM	GP	GS	MIN	G	A	SHT	SOG	FC	FS	OFF	CK	C	E

REGULAR-SEASON GAME HIGHS

Goals

Assists

Shots on Goal

Shots

Fouls Committed

Fouls Suffered





JOEL LINDPERE
MIDFIELDER #20

Pronunciation: JOL lind-PEAR
Height: 5-10
Weight: 165
Born: Oct. 5, 1981
Hometown: Tallinn, Estonia
Previous Club: Tromsø IL (Norway)
How Acquired: Signed on March 5, 2010

Lindpere enjoyed a stellar second season with the club in 2011, ranking first on the team with seven assists and third on the team with seven goals. The Estonian International was the club's ironman, as he set club records in games played and minutes played in a single season. A high-motor midfielder with an aggressive style and a nose for goal, Lindpere enters his third season in New York as one of the team's premier talents. He signed a multi-year contract with the club in the offseason.

Lindpere disfrutó de una segunda temporada estelar con el club en el 2011, ocupando el primer lugar en el equipo con siete asistencias y tercero en el equipo con siete goles. El estonio fue el 'Hombre de hierro Internacional' del club, ya que estableció récords en partidos jugados y minutos disputados en una sola temporada. Mediocampista de alto rendimiento con un estilo agresivo y olfato de goleador, entra en su tercera temporada en Nueva York como uno de los principales talentos del equipo.

HIGHLIGHTS



- Goal at FC Dallas (Playoffs) 10/26/11 ▶
- Goal vs. Chicago 8/13/11 ▶
- Goal at D.C. United 4/21/11 ▶

Click to watch highlights on www.nytv.neulion.com

MLS REGULAR SEASON YEAR-BY-YEAR STATS LINE

YEAR	TEAM	GP	GS	MIN	G	A	SHT	SOG	FC	FS	OFF	CK	C	E
2010	New York	29	29	2567	3	6	32	13	45	44	7	69	3	0
2011	New York	34	34	3048	7	7	54	22	45	53	13	86	4	0
TOTALS		63	63	5615	10	13	86	35	90	97	20	155	7	0

MLS POST SEASON YEAR-BY-YEAR STATS LINE

YEAR	TEAM	GP	GS	MIN	G	A	SHT	SOG	FC	FS	OFF	CK	C	E
2010	New York	2	2	179	1	0	6	3	4	2	0	0	0	0
2011	New York	3	3	267	1	0	7	3	3	5	1	12	0	0
TOTALS		5	5	446	2	0	13	6	7	7	1	12	0	0

REGULAR-SEASON GAME HIGHS

Goals	2	July 2, 2011	NY at SJ
Assists	2	July 6, 2011	NY vs. TOR
Shots on Goal	3	2 times, last: July 2, 2011	NY at SJ
Shots	6	July 2, 2011	NY at SJ
Fouls Committed	5	Aug. 28, 2010	NY vs. SJ
Fouls Suffered	5	2 times, last: Aug. 13, 2011	NY vs. CHI





PROFESSIONAL:

2011: Started all 34 games, a single-season franchise record, and set team record with 3,048 minutes played. Scored seven goals and seven assists, good for third and first on the team, respectively. Scored first goal of season on April 21 at D.C. in 4-0 victory. Assisted via corner kick on Ballouchy's game-tying goal on May 21 at Houston. Registered assist on Henry goal on May 25 vs. Colorado. Assisted on Richards' goal on June 23 at Seattle. Scored second goal of the season on June 26 at Chicago in 1-1 tie. Had first career two goal game on July 2 at San Jose, scoring both goals in a 2-2 tie and was named MLS Player of the Week. Scored a goal and added two assists in 5-0 victory over Toronto FC on July 6. Tallied only goal in 1-0 win over Paris Saint-Germain July 30. Scored game-tying goal on Aug. 13 in 2-2 draw with Chicago Fire. Scored 10th career goal, seventh of season on Sept. 21 vs. Real Salt Lake. Assisted on Richards' goal on Sept. 24 in 2-0 win over Portland. Set single-season franchise record in starts in a season on Oct. 4 vs. Los Angeles, making 32nd start of season. Set club's single-season games played record on Oct. 15 at Sporting KC, making 33rd appearance of the year. Has played more minutes this season than any other player in franchise history in one season. **2010:** Led team with six assists. Played 84 minutes and scored first-ever goal at Red Bull Arena vs. Santos in the 11th minute on March 20. Scored the lone goal in the Red Bulls' season opener 1-0 win over the Chicago Fire on March 27. Earned assist against FC Dallas on April 17. Scored in 1-0 victory over Toronto on August 11. Assisted on Ballouchy goal at FC Dallas on September 16, and also provided the cross that forced game-tying own-goal. Scored third goal of the year on October 21 versus New England. **2007-09:** Made 75 appearances for Tromsø IL of the Norwegian Tippeligaen where he scored five goals. Netted a goal against top Spanish side Athletic Bilbao in the UEFA Europa League. **2005-06:** Completed his final spell with FC Flora. **2004-05:** Transferred to Bulgaria's CSKA Sofia. **2002-04:** Recalled to FC Flora after his impressive spell with FC Valga. **2001-02:** Played for FC Valga of Estonia on loan where he scored 17 goals in 20 games. **2000-01:** Began his first of three stints with FC Flora. **1998-2000:** Moved to Lelle SK. **1997:** Started his career with JK Nõmme Kalju with an impressive 14 goals in only seven games.

INTERNATIONAL:

Has earned 75 caps for the Estonian National Team. Made his debut for the national team on Nov. 1, 1999 at 18 years of age in a friendly against the United Arab Emirates. Scored his first international goal on Feb. 18, 2004 in a 1-0 win over Moldova. Scored the game winning goal over Liechtenstein in qualifying for the 2006 FIFA World Cup on Aug. 18, 2004.

PERSONAL:

Has a 6-year-old son named Juan. Lives in Weehawken, NJ. Likes to barbeque, play golf and go bowling in his free time. Says his favorite thing about New York is the constant action and the fast paced nature of the city.





RAFA MÁRQUEZ
MIDFIELDER/DEFENDER #4

Pronunciation: MAHR-kez
Height: 6-0
Weight: 166
Born: Feb. 13, 1979
Hometown: Zamora, Mexico
Previous Club: FC Barcelona (Spain)
How Acquired: Signed on Aug. 2, 2010 as a Designated Player

The captain of the Mexico National Team, Márquez is coming off his first full season as a member of the Red Bulls in 2011, where he was named a MLS All Star. Márquez split time between midfield and defense in 2011, playing and starting in 19 games while registering five assists. He missed time in the middle of the season for the CONCACAF Gold Cup, where he helped Mexico capture the tournament title. One of two Designated Players on the squad, the team will lean on his skill and vast experience during the 2012 season.

El capitán del equipo nacional de México Rafa Márquez vuelve luego de su primera temporada completa como miembro de los Red Bulls en el 2011, donde fue nombrado MLS All-Star. Márquez dividió su tiempo entre el mediocampo y la defensa en el 2011, siendo titular en 19 partidos y registrando cinco asistencias. Perdió algún tiempo en la mitad de la temporada para la disputa de la Copa Oro de la CONCACAF, donde ayudó a México a capturar el título del torneo. Uno de los dos jugadores franquicia de la escuadra, el equipo se apoyará en su habilidad y una gran experiencia durante la temporada 2012.

MLS REGULAR SEASON YEAR-BY-YEAR STATS LINE

YEAR	TEAM	GP	GS	MIN	G	A	SHT	SOG	FC	FS	OFF	CK	C	E
2010	New York	10	10	783	1	1	17	5	11	11	2	27	2	0
2011	New York	19	19	1684	0	5	16	4	26	27	0	61	6	0
TOTALS		29	29	2467	1	6	33	9	37	38	2	88	8	0

MLS POST SEASON YEAR-BY-YEAR STATS LINE

YEAR	TEAM	GP	GS	MIN	G	A	SHT	SOG	FC	FS	OFF	CK	C	E
2010	New York	2	2	180	0	0	5	2	5	4	0	9	0	0
2011	New York	2	2	180	0	0	7	1	0	7	0	2	0	1
TOTALS		4	4	360	0	0	12	3	5	11	0	11	0	1

REGULAR-SEASON GAME HIGHS

Goals	1	Aug. 21, 2010	NY at TOR
Assists	1	6 times, last: Oct. 4, 2011	NY vs. LA
Shots on Goal	2	Aug. 28, 2010	NY vs. SJ
Shots	4	Aug. 28, 2010	NY vs. SJ
Fouls Committed	5	Oct. 15, 2011	NY at KC
Fouls Suffered	3	5 times, last: Oct. 20, 2011	NY vs. PHI





PROFESSIONAL:

2011: Started 19 games and registered five assists. Earned 100th cap for Mexico on March 26 vs. Paraguay. Assisted on Henry's goal on May 15 vs. Chivas USA. Missed May 25 match vs. Colorado and May 28 match at Vancouver due to groin strain. Unavailable from May 26 due to international duty with Mexico for Gold Cup. Helped Mexico win 2011 Gold Cup, playing in every match while scoring one goal. Returned to team on June 27 but suffered right hamstring strain in Gold Cup Final. Missed five matches from July 2 to July 20 due to right hamstring injury. Returned from injury on July 23 vs. FC Dallas, going the full 90. Was selected to MLS All-Star First XI, but did not play in the All-Star game. Played for Mexico vs. U.S. on Aug. 10. Assisted on Richards' game-tying goal on Aug. 20 at New England. Assisted on Agudelo goal on Sept. 10 vs. Vancouver. Suspended for Sept. 17 match at FC Dallas due to card accumulation. Assisted on Lindpere goal on Sept. 21 vs. Real Salt Lake. Assisted on Henry goal on Oct. 4 vs. Los Angeles, his fifth of the season. Was given a red card in Leg 1 of Conference Semifinal versus Los Angeles for post-game altercation. **2010:** Signed on Aug. 2 as team's third Designated Player. Club went 5-2-3 in the ten matches he played in. Debuted with club, starting and playing 61 minutes at Chicago Fire on Aug. 8. Missed match vs. Toronto on Aug. 11 due to call up from Mexico National Team, where he captained the team in a friendly against Spain. Made home debut for club on Aug. 14 vs. Los Angeles, playing 71 minutes. Scored first goal for club and forced Toronto own goal on a free kick in 4-1 victory at Toronto on Aug. 21. Goal at Toronto was rewarded with MLS Goal of the Week honors. Missed match on Sept. 4 at RSL due to call up for Mexican National Team. Picked up first MLS assist on Sept. 11 vs. Colorado, setting up Ream's game-winning goal off a free kick. Missed Oct. 2 match versus Kansas City with a left knee contusion. **2009-10:** Appeared in 23 matches for FC Barcelona in all competitions, scoring once. Made 15 appearances in La Liga, helping Barcelona to its 20th league title and second consecutive. **2008-09:** Made 37 appearances for the Barcelona side that won six championships, including the UEFA Champions League where Márquez played in 10 matches, scoring against Sporting Clube de Portugal in a Group Stage Match. Also helped Barcelona win La Liga, Supercopa de Espana, Copa del Rey, and FIFA Club World Cup titles. **2007-08:** Appeared 36 times in all competitions for Barcelona, and added two goals in 22 league games. Also played in 8 UEFA Champions League games as Barcelona reached the semifinal. **2007-06:** Appeared in 21 league matches and scored one goal. Made 35 appearances in all competitions. **2005-06:** Became

the first Mexican player to win the UEFA Champions League when Barcelona took the 2006 crown. Márquez appeared in eight total Champions League matches, including starting and playing all 90 minutes in Barcelona's 2-1 victory in the final over Arsenal. Also made 25 appearances in La Liga, helping Barcelona to a repeat title. **2004-05:** Played in 34 league games and six Champions League tilts, scoring three goals overall as Barcelona took home the La Liga title. **2003-04:** Made his debut for Barcelona on Sept. 3, 2003 against Sevilla. Made 33 total appearances for the club, scoring one goal. **2002-03:** Helped French club AS Monaco to the Coupe de la Ligue, appearing for the club 30 times and netting a goal. **2001-02:** Appeared in 22 matches including 19 league games. **2000-01:** Made 19 overall appearances including four UEFA Champions League matches. Appeared in 15 league matches, scoring a goal. **1999-2000:** Made 31 total appearances for in his first season with Monaco, scoring 3 goals in 23 league games while helping lead the club to the Ligue 1 title. Made four appearances in the UEFA Cup. **1998-99:** Made 33 appearances for Mexican side Atlas, scoring three times, and led Atlas to the final of the Mexican Summer tournament. **1997-98:** Appeared 20 times for Atlas, netting one goal. **1996-97:** Made professional debut for Atlas at just 17 years old, earning 24 total appearances and scoring two goals.

INTERNATIONAL:

2011: Played in every game for Mexico at the 2011 CONCACAF Gold Cup, scoring one goal and leading Mexico to the title. Became eighth player in Mexico history to earn 100 caps on March 21, 2011 against Venezuela. **2010:** Played in all four of Mexico's matches at the 2010 FIFA World Cup, captaining the team twice. Scored against South Africa on June 11. **2009:** Made two appearances for Mexico in qualification for the 2010 FIFA World Cup. **2008:** Appeared three times for Mexico in qualification for the 2010 FIFA World Cup, scoring against Canada on Sept. 10. **2007:** Played in 10 matches, scoring against Ecuador on March 27 in a friendly. **2006:** Made six total appearances, including four as captain in the 2006 FIFA World Cup. Scored a goal in second round World Cup match against Argentina on June 24. **2005:** Made 11 appearances, logging 710 minutes and scoring a goal against Panama in 2006 FIFA World Cup qualification match on Sept. 7. **2004:** Made eight appearances and scored vs. Dominica in 2006 FIFA World Cup qualification match on June 19. **2003:** Played in seven games and scored winning goal in 2003 CONCACAF Gold Cup Semifinal vs. Costa Rica on July 24, helping lead Mexico to the championship. **2002:** Appeared seven times and scored a

goal in friendly vs. Colombia on May 12. Started and captained Mexico in all four 2002 FIFA World Cup matches. **2001:** Made 12 appearances and logged 1020 minutes, helping Mexico qualify for the 2002 FIFA World Cup. **2000:** Played in 10 matches and scored two goals. Scored on Sept. 3 against Panama in 2002 FIFA World Cup qualifier, and on Feb. 13 versus Trinidad and Tobago in CONCACAF Gold Cup. **1999:** Played in 13 matches and logged 1777 minutes. Scored first international goal on Feb. 5 against Egypt in the 1999 Carlsberg Cup. **1997:** Made debut for Mexican National Team on Feb. 5 against Ecuador, playing 29 minutes.

PERSONAL:

Featured in recording artist Shakira's video Waka Waka (This Time for Africa) to celebrate the 2010 FIFA World Cup in South Africa. Has two children. Has his own charity, Futbol y Corazon. Enjoys playing golf and video games.





DAX McCARTY

MIDFIELDER #11

Height:	5-9
Weight:	150
Born:	April 30, 1987
Hometown:	Winter Park, FL
College:	University of North Carolina
Previous Club:	D.C. United (Major League Soccer)
How Acquired:	Acquired from D.C. United on June 27, 2011 in exchange for midfielder Dwayne De Rosario

Twitter: @DaxMcCarty11

REGULAR-SEASON GAME HIGHS

Goals	1	5 times, last: Apr. 17, 2010	DAL at NY
Assists	1	23 times, last: Oct. 20, 2011	NY vs. PHI
Shots on Goal	2	3 times, last: Oct. 24, 2010	DAL at LA
Shots	3	8 times, last: Oct. 24, 2010	DAL at LA
Fouls Committed	3	2 times, last: Apr. 3, 2011	DC at COL
Fouls Suffered	5	2 times, last: June 7, 2009	DAL vs. SJ

McCarty enters his first full season in New York after being acquired from the club in July of the 2011 season. The former FC Dallas and D.C. United midfielder helped the Red Bulls reach the postseason after coming over from United, notching four assists in his 16 games after the trade. McCarty will be a candidate for a starting position in the Red Bulls' midfield, and his ability to play multiple positions makes him an excellent option for the coaching staff.

McCarty entra en su primera temporada completa en Nueva York después de ser adquirido por el club en julio de la temporada 2011. El ex mediocampista del FC Dallas y D.C. United, ayudó a los Red Bulls a llegar a la postemporada, anotando cuatro asistencias en sus 16 partidos luego de la transferencia. McCarty será un candidato para la titularidad en el mediocampo de los Red Bulls y su habilidad para actuar en varias posiciones le hace una excelente opción para el cuerpo técnico.

PROFESSIONAL:

2011: Made 16 appearances for New York, notching four assists. Appeared in 13 games for D.C. United, starting 11 and adding two assists before being acquired by New York on June 27. Made Red Bulls debut on July 2 in 2-2 tie at San Jose, starting and playing 90 minutes. Picked up first assist as a Red Bull on Henry's game-winning 85th minute goal on July 23 vs. FC Dallas. Earned assist on Richards' goal in 1-0 playoff clinching win over Philadelphia Oct.

20. Prior to joining New York, had two assists for D.C. United in 13 games. **2010:** Appeared in 21 games for MLS Cup finalist FC Dallas, starting 18, while scoring two goals and adding one assist. He was selected in the 2010 expansion draft by the Portland Timbers, but was subsequently dealt to D.C. United prior to the 2011 season. **2009:** Appeared in 28 games, making 27 starts. Scored a career-best three goals and recorded six assists as the most consistent player in the lineup during an up-and-down season. **2008:** Registered two assists in 17 games played (eight starts). **2007:** Made first career MLS start on April 12 in 2-1 win at LA. Scored first MLS career goal on Sept. 23 at LA, a 2-1 loss (it was his 23rd career game). Led FCD with seven regular season assists. Had nine assists in all competitions, of which six came on set pieces). Earned first career MLS assist on Ramon Nunez' first goal in 3-1 win over Colorado on April 22. Notched the game-winning assist on Drew Moor's header off a free kick in 1-0 victory over Colorado on Aug. 4. Missed five games in all competitions while with the U.S. U-20 at the FIFA U-20 World Cup in Canada, where he appeared in all five games for the U.S. as a substitute. **2006:** Made MLS debut on July 1 at Chivas, replacing Ronnie O'Brien in the 85th minute of 3-0 loss at The Home Depot Center. Started all eight Reserve Division games in which he appeared, scoring three goals, two of which were game-winners, and two assists to tie for the team lead. Collected an assist on FCD's second goal in the 2-0 win vs. Tigres in the Rio Grande Plate on June 19. Missed five FCD games during the year while with the U-20 national team.

INTERNATIONAL:

Has earned five caps for the United States National Team. Earned his first cap with the U.S. Men's National team, appearing in a friendly at Slovakia on Nov. 14, 2009 before earning his second cap four days later against Denmark.

PERSONAL:

Lists going to the beach and playing ping pong as favorite off-field hobbies. Says representing the United States at the 2008 Beijing Olympics is his favorite soccer memory. Younger brother Dustin is a member of the Los Angeles Galaxy.

MLS REGULAR SEASON YEAR-BY-YEAR STATS LINE

YEAR	TEAM	GP	GS	MIN	G	A	SHT	SOG	FC	FS	OFF	CK	C	E
2006	FC Dallas	2	0	12	0	0	0	0	2	0	0	0	0	0
2007	FC Dallas	25	18	1604	1	7	13	5	12	46	0	25	0	0
2008	FC Dallas	17	8	821	0	2	2	2	3	7	2	27	1	0
2009	FC Dallas	28	27	2340	3	6	32	13	29	49	0	36	3	0
2010	FC Dallas	21	18	1604	1	2	18	6	17	25	1	25	4	0
2011	D.C. United	13	11	946	0	2	10	2	12	13	1	30	1	0
	New York	16	14	1175	0	4	8	0	9	21	4	26	1	0
	2011 totals	29	25	2121	0	6	18	2	21	34	5	56	2	0
	TOTALS	122	96	8502	5	23	83	28	84	161	8	169	10	0

MLS POST SEASON YEAR-BY-YEAR STATS LINE

YEAR	TEAM	GP	GS	MIN	G	A	SHT	SOG	FC	FS	OFF	CK	C	E
2007	FC Dallas	1	0	14	0	0	0	0	1	0	0	0	0	0
2010	FC Dallas	4	4	387	1	0	8	3	4	6	0	0	0	0
2011	New York	2	2	123	0	0	0	0	1	1	0	0	0	0
	TOTALS	7	6	524	1	0	8	3	6	7	0	0	0	0





RYAN MEARA

GOALKEEPER #18

Pronunciation: MARE-uh
Height: 6-4
Weight: 185 pounds
Born: Nov. 15, 1990
Hometown: Crestwood, NY
College: Fordham University
How Acquired: Drafted in the second round (31st overall) in the 2012 MLS SuperDraft.

The Red Bulls selected local product Meara with their only selection in the 2012 MLS SuperDraft. A native of Yonkers, New York, Meara became a standout at Fordham University in the Bronx, becoming one of the nation's top goalkeepers over his four year career. Meara was named the 2011 Atlantic-10 Defensive Player of the Year. The organization is excited about Meara's prospects both this year and beyond.

Los Red Bulls seleccionaron a Meara, un producto local en el SuperDraft de la MLS 2012. Nacido en Yonkers, Nueva York, se destaca rápidamente en la Universidad Fordham en el Bronx, convirtiéndose en uno de los mejores porteros de la nación en su carrera de cuatro años. Fue nombrado en el 2011 como el Jugador Defensivo del Año del Atlántic-10. La organización está muy entusiasmada con el futuro de Meara tanto el próximo año como en el futuro.

COLLEGIATE/CLUB:

Spent four years as the starter at Fordham University, where he was a three-time All-Atlantic 10 selection and set the school's all-time shutouts record with 31. Was named the Atlantic 10 Conference Defensive Player of the Year as a senior in 2011. That season, he ranked in the top-10 in the nation in goals-against average, posting a 0.65 mark with 10 clean sheets. Named as a First Team All-Atlantic 10 selection and was Fordham's Team Most Valuable Player as a junior in 2010. Earned a spot on the conference's All-Rookie team in 2008.

PERSONAL:

Hometown is Crestwood, NY and grew up in Yonkers, NY. Favorite sport other than soccer is basketball, which he played in high school. All-time favorite television show is "The Wire", and favorite film is "Good Will Hunting". Says winning the Atlantic-10 regular season title in 2011 as favorite soccer memory so far. Great grandfather was a member of the New York Yankees.

MLS REGULAR SEASON YEAR-BY-YEAR STATS LINE

YEAR	TEAM	GP	GS	MIN	SOG	SV	SHO	GA	GAA	PK	PKA	W	L	T
------	------	----	----	-----	-----	----	-----	----	-----	----	-----	---	---	---

MLS POST SEASON YEAR-BY-YEAR STATS LINE

YEAR	POSTSEASON	GP	GS	MIN	SOG	SV	SHO	GA	GAA	PK	PKA	W	L	T
------	------------	----	----	-----	-----	----	-----	----	-----	----	-----	---	---	---

REGULAR-SEASON GAME HIGHS

Goals Allowed
Saves





ROY MILLER

DEFENDER #7

Height: 6-2
Weight: 166
Born: Nov. 24, 1984
Hometown: San Jose, Costa Rica
Previous Club: Rosenborg (Norway)
How Acquired: Signed on Jan. 8, 2010

MLS REGULAR SEASON YEAR-BY-YEAR STATS LINE

YEAR	TEAM	GP	GS	MIN	G	A	SHT	SOG	FC	FS	OFF	CK	C	E
2010	New York	25	21	1948	0	2	9	3	29	6	1	4	5	1
2011	New York	30	30	2699	0	3	18	5	29	16	2	0	5	0
TOTALS		55	51	4647	0	5	27	8	58	22	3	4	10	1

MLS POST SEASON YEAR-BY-YEAR STATS LINE

YEAR	TEAM	GP	GS	MIN	G	A	SHT	SOG	FC	FS	OFF	CK	C	E
2010	New York	2	2	180	0	0	2	0	3	0	0	0	1	0
2011	New York	3	3	270	0	0	2	0	3	0	0	0	0	0
TOTALS		5	5	450	0	0	4	0	6	0	0	0	1	0

Miller enters his third season with the club after two consistent and successful ones. Last season, he played in and started 30 of the team's 34 games as the top-choice left back. One of the most technically sound players on the team, the Costa Rican International poses a threat going forward as well as being a dependable defender. The team looks forward to Miller's continued contributions in the 2012 season.

Miller entra en su tercera temporada con el club después de dos años consistentes y exitosos. La temporada pasada fue titular en 30 de 34 partidos del equipo como el mejor lateral izquierdo. Uno de los jugadores más técnicos que dispone el equipo, el Internacional de Costa Rica representa una esperanza en el futuro, además de ser un defensor de gran confianza. El equipo espera que continúe con su importante aporte en la temporada 2012.

PROFESSIONAL:

2011: Played in 30 games, logging 2,699 minutes and registering three assists. Was called into Costa Rica National Team for 2011 CONCACAF Gold Cup. Picked up first assist of season on Rodgers' game-tying goal on May 25 vs. Colorado. Assisted on Rodgers' goal in 1-1 draw on May 28 at Vancouver. Earned assist on Lindpere's first goal on July 2 at San Jose. Provided cross that led to own goal in 84th minute against Arsenal on July 31 in Emirates Cup, the goal that gave New York the tournament victory. Missed four matches from Sept. 10-24 with right adductor strain. **2010:** Appeared in 25 matches, starting 21, mostly at left back but occasionally in

midfield. Picked up assist in 3-2 loss on May 29 at New England, a match in which he was also sent off. Registered assist in 2-2 tie against FC Dallas on Sept. 16. Made MLS debut against the Chicago Fire on March 27, playing a full 90 minutes. Missed Aug. 11 match vs. Toronto and Sept. 4 match at RSL due to call up from Costa Rica National Team. **2009:** Was on loan to Swedish Allsvenskan (First Division) club, Örgryte, since July 28, 2009. Appeared in 14 games. Played in three games for Rosenborg before being loaned out, scoring one goal. **2008:** Joined Rosenborg and was a starter but knee injury limited his time on the field. Played in 14 games. **2005-08:** Was with Norway's Bodo/Glimt, featuring in 45 matches and scoring six goals. **2001-05:** Started career at Costa Rican club, Cartagines, playing 34 matches.

INTERNATIONAL:

Has appeared for Costa Rica national team on multiple levels, and has earned 27 caps with the senior side. Was part of the squads for qualification for the 2006 and 2010 FIFA World Cup. Member of Costa Rica's U-17 World Cup team, playing in the 2001 FIFA U-17 World Championship.


PERSONAL:

Enjoys watching television and hanging out with his son Nicolai, age three. Favorite band is The Roots. Favorite soccer memory is playing in the FIFA Under-17 World Cup with Costa Rica. Lists Rivaldo as favorite soccer player.

REGULAR-SEASON GAME HIGHS

Goals	0
Assists	1 5 times, last: July 2, 2011 NY at SJ
Shots on Goal	1 8 times, last: July 20, 2011 NY at COL
Shots	2 7 times, last: Aug. 6, 2011 NY at RSL
Fouls Committed	4 Oct. 2, 2010 NY vs. KC
Fouls Suffered	3 2 times, last: July 9, 2011 NY vs. DC





VICTOR PÁLSSON

MIDFIELDER #44

Pronunciation: PAHL-son
Height: 6-1
Weight: 175
Born: April 30, 1991
Hometown: Reykjavik, Iceland
Previous Club: Hibernian (Scotland)
How Acquired: Signed on Feb. 10, 2012

 **Twitter:** @VictorPalsson

The 20-year-old Pálsson enters his first season with the Red Bulls after spending the beginning of his professional career in the United Kingdom. Most recently, Pálsson played for Scottish Premier League side Hibernian after coming up through the Reserve Team of English club Liverpool. A veteran of the Icelandic International Youth teams, Pálsson will look to fight for minutes in the Red Bulls' midfield this season.

Pálsson de 20 años de edad, ingresa en su primera temporada con los Red Bulls después de pasar el comienzo de su carrera profesional en el Reino Unido. Recientemente, Pálsson jugó para el Hibernian de la Premier League de Escocia después de llegar a través del Equipo de Reserva del Liverpool de Inglaterra. Un veterano de los equipos juveniles internacionales de Islandia, Pálsson tratará de luchar por minutos en el centro del campo de los Red Bulls esta temporada.

PROFESSIONAL:

2011: Signed with Scottish Premier League side Hibernian. Played in 34 games for the club. Scored only goal of the season on Feb. 12 against Kilmarnock, converting a penalty in a 2-1 victory.
2009-2010: Joined English Premier League side Liverpool in 2009. He featured for the Reserve team but never made a first team appearance. During the 2010 season, he was loaned to League One side Dagenham and Redbridge, making three appearances.

INTERNATIONAL:

Has represented Iceland on both the Under-19 and Under-21 levels.

MLS REGULAR SEASON YEAR-BY-YEAR STATS LINE

YEAR	TEAM	GP	GS	MIN	G	A	SHT	SOG	FC	FS	OFF	CK	C	E
------	------	----	----	-----	---	---	-----	-----	----	----	-----	----	---	---

MLS POST SEASON YEAR-BY-YEAR STATS LINE

YEAR	TEAM	GP	GS	MIN	G	A	SHT	SOG	FC	FS	OFF	CK	C	E
------	------	----	----	-----	---	---	-----	-----	----	----	-----	----	---	---

REGULAR-SEASON GAME HIGHS

Goals	
Assists	
Shots on Goal	
Shots	
Fouls Committed	
Fouls Suffered	





DANE RICHARDS

MIDFIELDER/FORWARD #19

Position:	Midfielder/Forward
Height:	5-7
Weight:	150
Born:	Dec. 14, 1983
Hometown:	Montego Bay, Jamaica
College:	Clemson University
Previous Club:	N/A
How Acquired:	Selected in the second round (19th overall) in the 2007 MLS SuperDraft

Richards comes into the 2012 season, his sixth with the club, ranked in the club's all-time top-10 in starts, goals, assists and minutes played. Last season, he had his best statistical year as a Red Bull, scoring seven goals and seven assists in 27 games. The Jamaican International poses a threat to opposing defenses with his tremendous speed, and has proven that he can finish when given the chance. The club will continue to expect significant contributions from Richards this season.

Richards entra en la temporada 2012, su sexta con el club, clasificado entre los diez mejores partidos disputados, titularidad, goles, asistencias y minutos jugados. La temporada pasada, tuvo su mejor año estadístico, anotando siete goles y siete asistencias en 27 partidos. El internacional jamaicano representa una amenaza para las defensas rivales con su tremenda velocidad, habiendo demostrado que es capaz de culminar cada jugada cuando tiene la oportunidad. El club seguirá esperando importantes contribuciones de Richards en esta temporada.

MLS REGULAR SEASON YEAR-BY-YEAR STATS LINE

YEAR	TEAM	GP	GS	MIN	G	A	SHT	SOG	FC	FS	OFF	CK	C	E
2007	New York	28	27	2335	2	6	24	14	50	35	12	2	5	0
2008	New York	23	18	1553	3	6	28	11	35	28	19	1	2	0
2009	New York	27	20	1988	3	2	19	6	42	28	11	6	4	0
2010	New York	25	23	2008	5	3	35	14	36	25	6	1	2	0
2011	New York	27	27	2333	7	7	51	21	46	28	13	5	5	1
TOTALS		130	115	10217	20	24	157	66	209	144	61	15	18	1

MLS POST SEASON YEAR-BY-YEAR STATS LINE

YEAR	TEAM	GP	GS	MIN	G	A	SHT	SOG	FC	FS	OFF	CK	C	E
2007	New York	2	2	180	0	0	1	0	2	2	0	0	0	0
2008	New York	4	4	354	1	2	8	2	6	9	2	0	1	0
2010	New York	2	2	180	0	0	4	0	2	4	1	0	0	0
2011	New York	3	3	262	0	1	2	1	5	5	2	0	0	0
TOTALS		11	11	976	1	3	15	3	15	20	5	0	1	0

REGULAR-SEASON GAME HIGHS

Goals	2	Aug. 20, 2011	NY at NE
Assists	2	Aug. 13, 2011	NY vs. CHI
Shots on Goal	3	Oct. 20, 2011	NY vs. PHI
Shots	5	2 times, last: May 7, 2011	NY at LA
Fouls Committed	6	2 times, last: Sept. 18, 2008	NY at CLB
Fouls Suffered	5	Sept. 6, 2008 NY at CHI	NY at CHI





HIGHLIGHTS



Goal vs. Philadelphia 10/20/11

Goal vs. Portland 9/24/11

Click to watch highlights on www.nytv.neulion.com**PROFESSIONAL:**

2011: Set career highs with seven goals and seven assists, which led the team. Scored fastest goal in club history on May 21 at Houston, opening the scoring just 39 seconds into the match. Was called into Jamaica squad for 2011 CONCACAF Gold Cup, unavailable from May 22, and returned on June 23. Assisted on Agudelo's goal on July 23 vs. FC Dallas but earned two yellow cards, serving a one-game suspension when NY played at Real Salt Lake Aug. 6. Had two assists on Aug. 13 vs. Chicago, tying Mark Chung for fourth on the club's all-time assists list. Registered first career multi-goal game with both goals in 2-2 draw at New England on Aug. 20. Scored game-winning goal in 2-0 victory over Portland on Sept. 24. Scored game-winning goal in regular season finale on Oct. 20 vs. Philadelphia. **2010:** Played in 25 games, starting 23, and scored five goals with three assists. Picked up assist on Salou Ibrahim's goal in 2-0 victory against D.C. United on May 1. Scored goal and added assist in friendly vs. Manchester City on July 25. Missed matches vs. Toronto on Aug. 11, and Sept. 4 and Oct. 9 matches vs. Real Salt Lake due to call up from Jamaica National Team. Assisted on Carl Robinson's goal at Toronto on Aug. 21. Named Man of the Match Aug. 28 vs. San Jose, scoring first goal of the season and assisting on Thierry Henry goal. Goal against San Jose awarded MLS Goal of the Week. Scored second goal of season in 3-1 victory over Colorado on Sept. 11. Scored third goal of the season on Sept. 24 at Los Angeles. Scored game winner on Oct. 2 versus Kansas City, his fourth goal in five matches. Scored goal in season finale on Oct. 21 versus New England. **2009:** Scored three goals to go along with two assists in a team-high 27 appearances. Scored first goal of the season on April 26 against D.C. United. Scored in two-straight wins on Aug. 23 against FC Dallas (3-2) and Aug. 30 versus the Columbus Crew (1-0). **2008:** Recorded three goals to go along with team-high six assists. Started season nursing right MCL tear suffered in preseason in February. Made first appearance of season on May 1 at Toronto FC. Suffered hip flexor strain against Los Angeles on July 19 and missed three games. Scored first goal of season in 3-0 win over Houston on Aug. 24. Played all four playoff games and earned MLS Cup Playoffs Player of the Week after having a hand in all three Red Bulls goals in 3-0 win over Houston in Western Conference Semifinal Series. Had a goal and two assists in the playoffs. Tallied assist in MLS Cup Final, providing pass for John Wolyniec's goal in 3-1 loss. Named team's

Young Player of the Year. **2007:** Made his first MLS start on April 7 at Columbus and notched his first MLS point when he assisted on Clint Mathis' goal on April 15 against FCD. Scored his first career MLS goal on May 5 against Real Salt Lake. Started 27 out of 28 games he played in as a rookie finishing with two goals and six assists. Was a finalist for the 2007 MLS Rookie of the Year.

INTERNATIONAL:

Has earned 35 caps with Jamaica and scored seven goals. Helped Jamaica go undefeated in group play of the 2011 CONCACAF Gold Cup. Led Jamaica to the 2010 Digicel Caribbean Cup championship, scoring three goals in five tournament matches, good for a share of the Golden Boot. Scored his first international goal on Aug. 11, 2010 in a 3-1 victory over Trinidad and Tobago. Again scored versus Trinidad and Tobago on Oct. 10, 2010, converting a penalty kick in a 1-0 victory. Participated in 2010 World Cup qualifying matches and helped Jamaica win the 2008 Digicel Caribbean Cup, appearing in five matches.

COLLEGIATE/CLUB:

A speedy attacking player, Richards, coached at Clemson University by Trevor Adair, earned Second Team NSCAA All-American honors after scoring 11 goals and nine assists in 20 games as a senior and was a Hermann Award Finalist. He also garnered a NSCAA All-South First Team selection as well as a First Team All-ACC selection. As a junior at Clemson, he led team in goals (12), assists (eight) and points (32). Earned NCAA All-Final Four Team honors after scoring three-straight game-winners in NCAA Tournament. During first two college years, he played for San Jacinto Junior College in Houston, TX where he had 22 goals and 11 assists, good for 55 points in only 17 games. Was named the National Junior College Player of the Year in 2004.

PERSONAL:

Son of Diana and Delroy, Richards has five sisters. He listens to reggae and hip hop. His favorite movies include American Pie, Blood Diamond, Superbad and Knocked Up. Favorite MLS city is Houston and his favorite restaurant is Applebees.





LUKE RODGERS

FORWARD #9

Height:	5-8
Weight:	157
Born:	Jan. 1, 1982
Hometown:	Birmingham, England
Previous Club:	Notts County (England)
How Acquired:	Signed on Jan. 28, 2011.

HIGHLIGHTS



- Goal at Los Angeles (Playoffs) 11/3/11 ▶
- Goal vs. Los Angeles 10/4/11 ▶
- Goal vs. Toronto FC 7/6/11 ▶
- Goal vs. Colorado 5/25/11 ▶

Click to watch highlights on www.nytv.neulion.com

Rodgers begins his second season with the Red Bulls on the heels of a wildly successful debut campaign in 2011. Rodgers finished second on the team in goals with nine, despite missing two months of the season with a heel injury. His performance was recognized as he was named a finalist for Major League Soccer's Newcomer of the Year award. The English-born Rodgers enters 2012 hoping to replicate his performance from a year ago.

Rodgers comienza su segunda temporada con los Red Bulls luego de una campaña de debut con un gran éxito en el 2011. Terminó en segundo lugar en el equipo con nueve goles a pesar de perderse dos meses de la temporada por una lesión en el pie. Su actuación fue reconocida siendo nombrado finalista para el Premio al Jugador Recién Llegado de la Major League Soccer. Nacido en Inglaterra, ingresa en el 2012 con la esperanza de repetir su actuación del pasado año.

PROFESSIONAL:

2011: Played in 23 games, scoring nine goals and adding three assists. Scored first career MLS Cup Playoffs goal in second leg of Conference Semifinals versus Los Angeles. Made team debut in 0-0 draw at Columbus on March 26, starting and playing 84 minutes. Scored first career MLS goals and first career MLS assist in 3-0 victory over San Jose on April 16. Was named MLS Player of the Week for Week 5. Scored game-winning goal on April 30 vs. Sporting KC. Assisted on Richards' goal on May 21 at Houston, which was fastest goal in club history. Notched fifth goal of the season, another game-tying goal, on May 28 at Vancouver. Assisted on Ballouchy goal on June 4 vs. Columbus in 1-1 draw. Missed four matches from June 19-July 2 with plantar fasciitis. Scored sixth goal of season in 5-0 win on July 6 vs. Toronto FC. Returned to field on Sept. 10 vs. Vancouver after missing six games with plantar fasciitis. Started, played 45 minutes and scored seventh goal of season on Sept. 17 at FC Dallas. Converted penalty kick on Sept. 24 in 2-0 win over Portland. Scored game-winning goal on Oct. 4 vs. Los Angeles, ninth of the season. **2010-11:** Appeared in four matches for Notts County. **2009-10:** Scored 13 goals in 42 appearances in his first season at Notts County, helping the club to the League Two

championship and promotion to League One. Notched a hat trick on Sept. 29 in a 3-0 victory over Lincoln City. **2008-09:** Appeared in 22 matches for League One side Yeovil Town after being loaned in January from Port Vale of League Two, scoring three goals. Prior to the switch, had four goals in 15 appearances for Port Vale. **2007-08:** Scored 11 goals in all competitions for Port Vale, including nine in league play. **2006-07:** Started the season with League One side Crewe Alexandra before being transferred to Port Vale in January. At Crewe Alexandra, scored three goals in 13 matches. After the move, had two goals and three assists in six matches for Port Vale. **2005-06:** Had six goals and four assists in 26 matches in his first season for Crewe Alexandra in the English Championship, after moving from League Two side Shrewsbury Town. **2004-05:** Had eight goals in 39 games in all competitions for Shrewsbury Town of League Two. **2003-04:** Helped Shrewsbury Town win Promotion to League Two, scoring 15 goals in 38 appearances, as the club won the Conference National Playoff. **2002-03:** Scored 20 goals in 47 games in all competitions for Shrewsbury Town of the Football League Third Division. **2001-02:** Scored 22 goals in 38 games for Shrewsbury Town while playing in the fourth division. **2000-01:** Played in 26 games in all competitions, scoring 7 goals. **1999-2000:** Began professional career with Shrewsbury Town of the fourth division, scoring a goal in six appearances.

INTERNATIONAL:

Played one match for England C in 2003.

PERSONAL:

Likes shopping and going to new restaurants as his off-field hobbies. Likes comedy movies. Has a twin brother, Gavin.

MLS REGULAR SEASON YEAR-BY-YEAR STATS LINE

YEAR	TEAM	GP	GS	MIN	G	A	SHT	SOG	FC	FS	OFF	CK	C	E
2011	New York	23	20	1560	9	3	45	20	27	26	48	1	6	0

MLS POST SEASON YEAR-BY-YEAR STATS LINE

YEAR	TEAM	GP	GS	MIN	G	A	SHT	SOG	FC	FS	OFF	CK	C	E
2011	New York	2	2	170	1	0	6	3	2	4	1	0	1	0

REGULAR-SEASON GAME HIGHS

Goals	2	Apr. 16, 2011	NY vs. SJ
Assists	1	3 times, last: June 4, 2011	NY vs. CLB
Shots on Goal	3	Apr. 16, 2011	NY vs. SJ
Shots	5	Oct. 4, 2011	NY vs. LA
Fouls Committed	3	3 times, last: Oct. 20, 2011	NY vs. PHI
Fouls Suffered	5	June 4, 2011	NY vs. CLB





JAN GUNNAR SOLLI

MIDFIELDER #8

Pronunciation: YAN GUN-nehr SOH-lee
Height: 6-0
Weight: 186
Born: April 19, 1981
Hometown: Arendal, Norway
Previous Club: SK Brann (Norway)
How Acquired: Signed on Jan. 24, 2011

Twitter: @JanGunnarSolli

Goals	0
Assists	2 2 times, last: July 6, 2011 NY vs. TOR
Shots on Goal	1 4 times, last: Oct. 4, 2011 NY vs. LA
Shots	2 Oct. 1, 2011 NY at TOR
Fouls Committed	3 2 times, last: Sept. 24, 2011 NY vs. POR
Fouls Suffered	2 3 times, last: Oct. 20, 2011 NY vs. PHI

YEAR	TEAM	GP	GS	MIN	G	A	SHT	SOG	FC	FS	OFF	CK	C	E
2011	New York	31	31	2643	0	7	15	4	20	12	2	0	1	1

YEAR	TEAM	GP	GS	MIN	G	A	SHT	SOG	FC	FS	OFF	CK	C	E
2011	New York	2	2	169	0	0	1	0	3	0	0	0	1	1

Solli comes into the 2012 season after being named the team's Defensive Player of the Year in 2011 - his first campaign in MLS. Solli played most of the 2011 season as a right full back, but his attacking prowess showed as he racked up seven assists over the course of the season. The former Norwegian International played in all but three of the Red Bulls' regular season games last season, and figures to be an important piece to the Red Bulls again in 2012.

Solli entra en la temporada 2012, después de ser nombrado Jugador Defensivo del equipo del Año en el 2011, su primera temporada después de una extensa carrera europea. Jugó la mayor parte de la temporada 2011 con gran regularidad y seguridad, mostrando su destreza cuando pasa al frente de ataque, acumulando siete asistencias en el transcurso de la temporada. El ex internacional noruego participo en todos menos tres de los juegos de los Red Bulls en la temporada regular la temporada pasada y las cifras indican que es una pieza importante para los Red Bulls nuevamente en el 2012.

PROFESSIONAL:

2011: Played in 31 games logging 2,643 minutes and adding seven assists playing primarily as a right back. Started, played 90 minutes and made Red Bulls debut in 1-0 victory over Seattle on March 19. Picked up first MLS assist on April 16 vs. San Jose. Had two assists in 4-0 victory over D.C. on April 21. Assisted on Rodgers' goal on May 28 at Vancouver. Helped create play to force Zach Scott own goal in Seattle June 23. Had two assists on July 6 vs. Toronto FC in 5-0 victory. Left game at Real Salt Lake on Aug. 6 due to right quadriceps strain. Missed Aug. 13 match at Chicago with same injury. Suspended for Sept. 17 match at FC Dallas due to red card earned on Sept. 10 vs. Vancouver. Tallied assist on Richards' game-winner in 1-0 playoff clinching win over Philadelphia Oct. 20. **2010:** Made 24 appearances for SK Brann, scoring two goals in league play. Scored winning goal in 3-0 victory over Kongsvinger on July 4. Scored second goal of the season on July 18, a 2-2 tie with Stabaek. **2009:** Scored a total of five goals in 32 appearances in all competitions, including three in league play to

help Brann finish fifth in the table. **2008:** Appeared in 31 matches, scoring two goals. Made six appearances in the UEFA Cup, scoring a goal as Brann advanced to the Round of 32. Scored one goal in 21 appearances in league play. **2007:** Helped Brann win the Norwegian Premier League title, making 25 league appearances and scoring three goals in his first season with club after being transferred from Rosenborg. Also appeared in nine matches in European competition, notching two goals. **2006:** Won his third Norwegian Premier League title with Rosenborg. Played in 24 games and scored two goals. **2005:** Made 25 league appearances. Played in 9 matches in the UEFA Champions League, scoring one goal as Rosenborg advanced to the Group Stage. **2004:** Made a career-high 42 appearances in all competitions, including 22 in league play as Rosenborg won its second consecutive Norwegian Premier League title. Made 10 appearances in European competition, scoring a goal in the first leg of UEFA Champions League third round qualifying against Maccabi Haifa. **2003:** Helped Rosenborg to the league-cup double after completing his move from Odd Grenland in midseason. Made 16 total appearances and scored one goal for Rosenborg, on April 23 against Viking FK. Appeared in 13 games for Odd Grenland before making the Rosenborg switch. **2002:** Appeared 31 times for Odd Grenland, including a goal in Norwegian Football Cup play, where the club made the final. **2001:** Made 15 appearances in league and cup play. **2000:** Started professional career at Norwegian club Odd Grenland. Made five appearances as a substitute.

INTERNATIONAL:

Has earned 40 caps for Norway. Made debut for the senior national team on Aug. 20, 2003 in a friendly against Scotland. Notched first international goal on April 28, 2004 in a 3-2 victory over Russia. Represented Norway on the U-18 and U-21 levels before being called for the senior side.

PERSONAL:

Passion for DJing when not playing the game, and performs under the name "DJ Solli". Says Real Madrid's Santiago Bernabeu is the nicest stadium he's played in. Lists helping SK Brann to its first title in 42 years as his favorite playing memory so far.





TEEMU TAINIO

MIDFIELDER #6

Pronunciation: TEH-moo TAIN-nee-oh
Height: 5-9
Weight: 157
Born: Nov. 27, 1979
Hometown: Tornio, Finland
Previous Club: Ajax Amsterdam (Dutch Eredivisie)
How Acquired: Signed on March 9, 2011

HIGHLIGHTS

Save at Portland 6/19/11

Click to watch highlights on www.nytv.neulion.com

Tainio joined the Red Bulls last season after a long career in Europe, and became one of the team's most important and consistent players. The former Finland International started 28 games, registering two assists while logging 2,407 minutes. His ability to break up the other team's attack and his excellent touch and vision will make him a real asset for the team throughout the 2012 season.

Tainio se unió a los Red Bulls la temporada pasada tras una larga carrera en Europa y se convirtió en uno de los jugadores más importantes y consistentes del equipo. El ex internacional de Finlandia fue titular en 28 partidos, registrando dos asistencias, mientras que sumaba 2.407 minutos en la cancha. Su habilidad para romper el ataque del otro equipo y su excelente toque y visión lo convertirán en un elemento de gran valor para el equipo durante toda la temporada 2012.

PROFESSIONAL:

2011: Started in 28 games, adding two assists. Made Red Bulls debut and earned first MLS assist, setting up Agudelo's winner on March 19 in 1-0 win versus Seattle. Left match on April 30 vs. Sporting KC at halftime with groin injury, and missed following match on May 7 at Los Angeles. Picked up second assist of the season on Lindpere's first goal in 2-2 tie at San Jose on July 2. Suspended for July 9 match vs. D.C. United due to card accumulation after picking up yellow card on July 6 vs. Toronto FC. Was a late scratch from lineup on July 20 at Colorado. Traveled but missed game at Real Salt Lake on Aug. 6 due to flu-like symptoms. Was sent off after receiving two yellow cards on Aug. 20 at New England, missing Vancouver match on Sept. 10 as a result. **2010-11:** Started one game with Ajax and came on as a substitute in three others. **2009-10:** Suffered a calf injury and was loaned to Birmingham City after scoring a goal in his only

and final appearance for Sunderland. Played only six matches with Birmingham. **2008-09:** Played in 22 matches. **2007-08:** Appeared in 21 matches over three competitions, winning the Football League Cup. **2006-07:** Made 20 starts and scored two goals in the Premier League and appeared in 32 matches across four competitions for Spurs. **2005-06:** Transferred to Tottenham Hotspur, making 24 Premier League appearances and one in the English FA Cup. Scored a goal and added four assists, all in league play. **1997-05:** Spent eight years with French Ligue 1 club AJ Auxerre, making 150 appearances and scoring 14 goals in league play, including a career-high four in all competitions during the 2003-04 season. Won the Coupe de France twice and played seven matches in the UEFA Champions League in 2002-03. Also scored two goals in 11 UEFA Cup matches from 2002-05. **1996-97:** Began his senior career with FC Haka in the Veikkausliiga, Finland's premier division, scoring four goals in just 20 appearances. Played in the first team with hometown club TP-47 in Finland's third division at just 14 years old.

INTERNATIONAL:

Debuted with Finland at the age of 18 on Feb. 5, 1998, against Cyprus. Has scored six goals and earned 51 caps over the past decade.

PERSONAL:

Enjoys golfing and skiing in his free time. Is an avid hockey fan and his favorite NHL team is the Boston Bruins.

REGULAR-SEASON GAME HIGHS

Goals	0	
Assists	1	2 times, last: July 2, 2011 NY at SJ
Shots on Goal	3	May 25, 2011 NY vs. COL
Shots	4	May 25, 2011 NY vs. COL
Fouls Committed	4	June 19, 2011 NY at POR
Fouls Suffered	3	June 26, 2011 NY at CHI

MLS REGULAR SEASON YEAR-BY-YEAR STATS LINE

YEAR	TEAM	GP	GS	MIN	G	A	SHT	SOG	FC	FS	OFF	CK	C	E
2011	New York	28	28	2407	0	2	27	4	45	18	0	7	7	1

MLS POST SEASON YEAR-BY-YEAR STATS LINE

YEAR	TEAM	GP	GS	MIN	G	A	SHT	SOG	FC	FS	OFF	CK	C	E
2011	New York	3	3	196	0	0	1	0	7	1	0	0	0	0





JEREMY VUOLO

GOALKEEPER #24

Pronunciation:	VOH-loh
Height:	6-3
Weight:	196
Born:	Sept. 5, 1987 in Philadelphia, PA
Hometown:	Downingtown, PA
Previous Club:	AC Oulu (Finland)
College:	Syracuse University/ Hartwick College
How Acquired:	Signed on Jan. 25, 2012

Vuolo joins the Red Bulls after spending 2011 with Finnish side, AC Oulu. The goalkeeper played in 24 matches for the club and earned 11 clean sheets, helping the club to a third-place finish. Vuolo played three years of soccer at Hartwick College before moving to Syracuse University for his senior season. The club believes he is MLS-ready and expects Vuolo to compete for a starting spot this season.

Vuolo se une a los Red Bulls después de actuar en el 2011 para el AC Oulu de la Primera División de Finlandia. El portero jugó en 24 partidos para el club y mantuvo 11 partidos su valla invicta, ayudando al club a un tercer puesto. Vuolo jugó tres años en Hartwick College antes de trasladarse a la Universidad de Syracuse para su temporada senior. El club cree que está listo para la MLS y espera que Vuolo pueda competir por un puesto de titular esta temporada.

PROFESSIONAL:

In 2011, signed his first professional contract with AC Oulu of Finland's First Division. Made 24 league appearances for the club and recorded 11 clean sheets. His play helped lead the club to a third place finish in the Ykkönen.

COLLEGIATE/CLUB:

Spent three years at Hartwick College in Oneonta, NY before transferring to Syracuse University for his senior season. In 2010, started 15 games for Syracuse and finished fourth in the Big East in saves on the way to being named team MVP. Started 53 out of 55 total matches during his time at Hartwick. In his junior year, he recorded 78 saves and posted 0.84 goals-against average. His performance was recognized and he was named team MVP, All-MAC First Team and Mid-American Conference Goalkeeper of the Year.

PERSONAL

Enjoys studying The Bible in his free time. Listens to Pearl Jam and plays video games FIFA 2012 and Tiger Woods golf. Favorite movie is Inception. Is a Philadelphia Phillies and Eagles fan.

MLS REGULAR SEASON YEAR-BY-YEAR STATS LINE

YEAR	TEAM	GP	GS	MIN	G	A	SHT	SOG	FC	FS	OFF	CK	C	E
------	------	----	----	-----	---	---	-----	-----	----	----	-----	----	---	---

MLS POST SEASON YEAR-BY-YEAR STATS LINE

YEAR	TEAM	GP	GS	MIN	G	A	SHT	SOG	FC	FS	OFF	CK	C	E
------	------	----	----	-----	---	---	-----	-----	----	----	-----	----	---	---

REGULAR-SEASON GAME HIGHS

Goals	
Assists	
Shots on Goal	
Shots	
Fouls Committed	
Fouls Suffered	



TEAM HISTORY

TIMELINE	57 >	PENALTY KICKS & SHOOTOUTS	119 >	ALL-TIME POSTSEASON STATISTICS	131 >
SEASON-BY-SEASON SUMMARIES	73 >	OWN GOAL HISTORY	121 >	LAMAR HUNT U.S. OPEN CUP	135 >
ALL-TIME REGULAR SEASON STATISTICS	105 >	RED CARD HISTORY	122 >	INTERNATIONAL RESULTS	137 >
COACHING HISTORY	111 >	MULTI-GOAL GAMES	124 >	DRAFT HISTORY	138 >
INDIVIDUAL HIGHS	112 >	HEAD-TO-HEAD vs. MLS TEAMS	125 >	END-OF-SEASON AWARDS	143 >
TEAM HIGHS	113 >	AGE-RELATED MILESTONES	126 >		
TEAM LOWS	114 >	ALL-TIME ATTENDANCE	127 >		
INDIVIDUAL LEADERS (ALL-TIME)	115 >	POSTSEASON RESULTS	128 >		

NEW YORK RED BULLS
TIMELINE

1994

6/15/1994 New York/New Jersey is named to be an MLS team location.

Nueva York/Nueva Jersey es nombrada como una de las franquicias de la MLS.

6/16-7/10/1994 Giants Stadium plays host to seven sold-out World Cup Games on an impeccable Bermuda grass field. In all, 525,000 fans watch the world's greatest sports spectacle at Giants Stadium.

El estadio de Los Gigantes es anfitrión de siete partidos a estadio lleno, de los juegos de la Copa del Mundo, jugándose en un terreno impecable de césped de Bermuda. 525.000 aficionados vieron el espectáculo del deporte más grande del mundo en dicho escenario.

11/1/1994 Charlie Stillitano, the NY/NJ Venue Executive Director during the World Cup, is named Vice President and General Manager of the MLS team, then known as the Empire Soccer Club.

Charlie Stillitano, Director Ejecutivo de NY/NJ durante la Copa del Mundo, es nombrado VicePresidente, General Manager del equipo de la MLS conocido como Empire Soccer Club.

1995

6/6/1995 The original 10 teams are in place. Metromedia's John Kluge and Stuart Subotnick are announced as the investor-operators of the team that will play in Giants Stadium.

Los 10 equipos originales están nombrados. John Kluge y Stewart Subotnick de Metromedia son nombrados como Operadores/Inversores del equipo que jugará en el estadio de Los Gigantes.

8/4-8/6/1995 The Empire Soccer Club shows commitment to local soccer fans by holding the Parmalat Cup. The event draws 80,000 spectators over two days. Benfica, Parma, Boca Juniors and the U.S. National Team put on a grand show at Giants Stadium, which is again adorned with a natural grass surface.

Empire Soccer Club demuestra su compromiso a los aficionados locales del fútbol participando

en la Copa Parmalat. El evento atrae a 80.000 espectadores durante dos días. Benfica, Parma, Boca Juniors y la Selección Nacional de los Estados Unidos, brindan un gran espectáculo en el estadio de Los Gigantes, que nuevamente está adornado con césped natural.

10/17/1995 The Palladium nightclub in New York is host to "MLS Unveiled." Amid bright lights and high-decibel music, a world class soccer league is born, complete with bold, colorful uniforms and some brash team nicknames. It is announced that the NY/NJ team will be known as the MetroStars and its first player will be local hero Tab Ramos, who dons a MetroStars uniform in public for the first time.

El Club Palladium es anfitrión del lanzamiento de la MLS. Entre luces brillantes y música de altos decibeles, una Liga de Soccer de nivel mundial nace completa, con coloridos uniformes y sobre nombres de equipos de gran atracción. Se anuncia en ese momento que el equipo que representará a NY/NJ será conocido como MetroStars y su primer jugador será el héroe local Tab Ramos, que estrena por primera vez el uniforme de los MetroStars.

1996

1/3/1996 On a snowy day at Giants Stadium, former Cosmos' field boss Eddie Firmani is introduced as the first head coach of the MetroStars. The former Cosmos' coach shares the spotlight with another familiar face, that of U.S. goalkeeper and World Cup Team captain Tony Meola, who joins Ramos on the MetroStars' roster.

En un día de nieve en el Estadio de los Gigantes, el ex capitán del Cosmos Eddie Firmani es presentado como el primer Director Técnico de MetroStars. El ex entrenador del Cosmos comparte las candilejas con otra cara familiar, la del portero de la selección nacional de los Estados Unidos y capitán del equipo de la Copa Mundial, Tony Meola, quien pasa a ser parte de MetroStars junto con Ramos.

2/4/1996 The Empire Radisson hotel in midtown Manhattan is the site of the MetroStars' biggest announcement to date. Italian international and A.C. Milan midfielder Roberto Donadoni joins the MetroStars. The twelve-year Serie A veteran is presented with the No. 7 shirt by Stillitano.

El Hotel Empire Radisson en Manhattan, es el sitio del anuncio más grande a la fecha de los MetroStars. El jugador internacional italiano y mediocampista del AC Milan Roberto Donadoni, se une a los MetroStars. El veterano de la Serie A de doce años, es presentado con la camiseta número 7 por Stillitano.

2/5/1996 Major League Soccer holds its first player draft, where the MetroStars select Philadelphia-born defender Matt Knowles with the ninth pick. By the end of the day, there are 16 new MetroStars.

La MLS tiene su primer Draft de jugadores donde los MetroStars seleccionan al defensor nacido en Philadelphia Matt Knowles con la novena elección. Al final del día, MetroStars contaba con 16 nuevos jugadores.

2/26/1996 The MetroStars are involved in the first player trade in league history, dealing defender Troy Dayak to San Jose in exchange for defender Rhett Harty and a draft pick.

Los MetroStars hacen el primer intercambio de jugadores en la historia de la Liga, dando al defensor Troy Dayak a San Jose a cambio del defensor Rhett Harty y una elección en el Draft.

3/4/1996 The MetroStars go wheeling and dealing in Ft. Lauderdale at the league's first supplemental and college drafts. On a day when teams are looking for six players, the MetroStars come away with 10, including 11-year veteran of Serie A Nicola Caricola, a defender whom they select with the first supplemental pick. In the college draft, the MetroStars pick up Miles Joseph, a midfielder from Clifton Park, N.Y., and Clemson University.

MetroStars negocian en Ft. Lauderdale, en el primer Draft Suplementario Colegial de la Liga.

En un día que los equipos buscan seis jugadores, MetroStars termina con diez, incluyendo a Nicola Caricola, veterano de 11 años en la Serie A y un defensor que seleccionaron en la primera elección suplementaria. En el Draft colegial MetroStars eligen a Mike Joseph, un mediocampista de Clifton Park, NY y Clemson University.

3/5/1996 The MetroStars hold their first-ever practice session at the Giants Stadium bubble. MetroStars tiene su primera práctica en la Burbuja del estadio de Los Gigantes.

3/13/1996 Spring Training begins in Boca Raton, Florida, as some 20 players go fighting for jobs.

El entrenamiento de Primavera comienza en Boca Raton, FL con veinte jugadores peleando por cada posición.

4/13/1996 History is made, as the MetroStars and the Los Angeles Galaxy meet at the Rose Bowl in Pasadena, California, playing before 69,250 fans. The MetroStars lose, 2-1, but a star is born in the 77th minute when Venezuelan Giovanni Savarese scores the first goal in team history.

Haciendo historia, MetroStars se enfrenta a Los Angeles Galaxy en el Rose Bowl de Pasadena, jugando ante 69.250 aficionados. MetroStars pierde 2-1, pero una estrella nace en el minuto 77, cuando el venezolano Giovanni Savarese, convierte el primer gol en la historia del equipo.

4/20/1996 The MetroStars kick off in Giants Stadium before 46,826 fans, who witness a thrilling, if somewhat bizarre, game that ends in defeat in the 90th minute on an own goal by Nicola Caricola. It is the lone score in a 1-0 loss to the New England Revolution.

MetroStars juegan en el Estadio de Los Gigantes ante 46.826 espectadores, que presencian un interesante y extraño partido que termina en derrota en el minuto 90, con un gol en contra de Nicola Caricola. Es el único gol del encuentro en la derrota ante New England Revolution.

5/4/1996 The MetroStars come from three goals down in a four-minute stretch to defeat the Tampa Bay Mutiny, 4-3, in a shootout for the first win in team history. Savarese ties the game with a bicycle kick in the 75th minute. Ramos nets the decisive shootout goal to the delight of the crowd.

MetroStars luego de ir en desventaja pro 3-0 dan vuelta el resultado, ganando 4-3 a Tampa Bay Mutiny en definición de shootouts, consiguiendo la primera victoria del equipo. Savarese empata el partido en el minuto 75. Ramos convierte el gol decisivo para la gran felicidad de la muchedumbre.

5/16/1996 Giovanni Savarese scores the first hat-trick in team history, scoring all three goals in a 3-0 win over the Colorado Rapids. It is the first regulation win in team history.

Giovanni Savarese convierte tres goles a Colorado Rapids.

5/24/1996 Head Coach Eddie Firmani resigns his position on the same day that the MetroStars play host to their first international opponent, Fiorentina of Italy. Argentine Gabriel Batistuta scores two goals and the Serie A giants go on to win, 4-0.

El entrenador principal Eddie Firmani renuncia a su cargo el mismo día que MetroStars juega como local su primer encuentro internacional ante la Fiorentina de Italia. El argentino Gabriel Batistuta convierte dos goles y los italianos triunfan 4-0.

5/30/1996 Portuguese coaching legend Carlos Queiroz becomes the second head coach of the MetroStars, but drops a 2-1 decision to D.C. United in his first game at the helm.

El legendario entrenador portugués Carlos Queiroz, es nombrado Director Técnico de MetroStars, perdiendo 2-1 ante D.C. United en el encuentro debut.

8/12/1996 MetroStars sign Colombian striker Antony "El Pitufo" De Avila.

MetroStars contrata al delantero colombiano Anthony "El Pitufo" De Avila.

9/15/1996 Head Coach Carlos Queiroz announces he will leave at the end of the '96 season to become Head Coach of Grampus Eight of the J-League in Japan.

El entrenador Carlos Queiroz anuncia que dejará su cargo al final de la Temporada 96, para tomar la posición de entrenador del Grampus Eight de la Liga J de Japón.

9/24/1996 Peter Vermes scored in the 11th round of the shootout as the MetroStars defeat D.C. United in the opening game of the playoffs, 3-2.

Peter Vermes anota un gol en la 11a. vuelta de shootouts y MetroStars derrota a DC United en el partido de apertura de los playoffs, 3-2.

10/2/1996 MetroStars are eliminated in the playoffs in the decisive Game 3, as Rob Johnson's foul leads to an 88th minute penalty kick by D.C.

MetroStars es eliminado de los playoffs en el decisivo tercer partido, cuando Rob Johnson convierte de penal en el minuto 88 para DC United.

10/19/1996 Roberto Donadoni is the first MetroStar to be named to the MLS Best XI. Roberto Donadoni es el primer jugador de MetroStars en ser nombrado en el equipo de los Mejores Once de la MLS.

12/30/1996 The MetroStars announce the hiring of reigning World Cup champion coach Carlos Alberto Parreira of Brazil as Head Coach. MetroStars anuncia que ha contratado al entrenador Campeón de la Copa Mundial Carlos Alberto Parreira de Brasil.

1997

2/2 – 2/3/1997 The MetroStars acquire six new players at the supplemental and college drafts in Florida, including midfielder Brian Kelly of Duke University.

MetroStars contrata cinco jugadores en el Draft Suplementario Colegial en Florida, incluyendo al mediocampista Bryan Kelly de Duke University.

3/6/1997 The MetroStars announce plans for a new, state-of-the-art, modular grass field for Giants Stadium.

MetroStars anuncia sus planes para instalar un nuevo césped modular en el estadio de Los Gigantes.

5/9/1997 The San Jose Clash defeat the MetroStars, 1-0, in the first game played on the new modular grass field.

San Jose Clash derrota a MetroStars 1-0 en el primer encuentro jugado sobre la nueva cancha de césped modular.

5/14/1997 The MetroStars play host to their first national team, as they welcome Colombia to Giants Stadium. Colombia wins 2-0.

MetroStars es anfitrión por primera vez de una selección nacional, Colombia, siendo derrotado por 2-0.

7/30/1997 MetroStars sign World Cup winner, Brazilian sweeper Branco.

MetroStars contrata al defensa brasileño Campeón del Mundo Branco.

9/9/1997 Midfield ace Roberto Donadoni accepts an offer to return to A.C. Milan.

El as del mediocampo Roberto Donadoni acepta una oferta para volver al AS Milan.

9/25/1997 MetroStars lose to Columbus, 1-0, to miss the playoffs.

MetroStars pierde con Columbus 1-0 para quedar afuera de los playoffs.

11/6/1997 The MetroStars lose three players - goalkeeper Zach Thornton, midfielder Manny Lagos, and defender Andrew Lewis - to Chicago in the first MLS expansion draft.

MetroStars pierde tres jugadores, el portero Zach Thornton, el mediocampista Manny Lagos y el defensor Andrew Lewis con Chicago, en el primer Draft de Expansión de la MLS.

12/11/1997 Carlos Alberto Parreira agrees to accept the head coaching position for Saudi Arabia as they prepare their World Cup, 1998 campaign.

Carlos Alberto Parreira acepta el cargo como Director Técnico de Arabia Saudita, en la etapa de preparación para la Copa del Mundo de 1998.

1998

1/14/1998 Alfonso Mondelo, formerly the head coach of the Long Island Rough Riders, is introduced as the fourth head coach in MetroStars history.

Alfonso Mondelo, ex entrenador de los Long Island Riders, es presentado como el cuarto Director Técnico en la historia de los MetroStars.

2/1/1998 The MetroStars make defender Mike Petke their top selection (eighth overall) of the MLS College Draft.

MetroStars selecciona al defensa Mike Petke en la primera vuelta (8ta. en la general) del Draft Colegial de la MLS.

2/2/1998 The MetroStars are assigned 18-year-old goalkeeper Tim Howard as a Project-40 player.

MetroStars contrata al portero de 18 años Tim Howard como jugador integrante del Proyecto 40.

2/4/1998 The MetroStars acquire U.S. National Team defender Alexi Lalas from the New England Revolution in the first three-team trade in MLS history.

MetroStars adquiere al defensor de la Selección Nacional de Estados Unidos Alexi Lalas de New

England Revolution en el primer cambio de tres equipos en la historia de la MLS.

3/5/1998 While in Italy for preseason training, the MetroStars drop a 3-1 decision to Roberto Donadoni and A.C. Milan. Jim Rooney scores the lone Metro goal.

En los entrenamientos de Pretemporada en Italia, MetroStars pierde 3-1 ante el Milan de Roberto Donadoni. Jim Rooney anota el único gol del equipo.

6/15/1998 Tab Ramos becomes the first MetroStar to play in the World Cup, in the USA's 2-0 loss to Germany. He will soon be joined by Chilean Marcelo Vega.

Tab Ramos es el primer jugador de MetroStars en participar de una Copa del Mundo y la Selección de los Estados Unidos pierde con Alemania 2-0. Pronto se sumaría el chileno Marcelo Vega.

9/21/1998 Following a six-game losing streak, Alfonso Mondelo is relieved of his coaching duties and is replaced by former U.S. and Mexico coach Bora Milutinovic.

Luego de perder seis partidos seguidos, Alfonso Mondelo es relevado de su cargo como entrenador siendo reemplazado por el ex entrenador nacional de Estados Unidos Bora Milutinovic.

10/3/1998 MetroStars drop the second game of the playoffs to the Columbus Crew, 2-1 in the shootout, to end the season.

MetroStars pierde en el segundo partido con Columbus Crew 2-1 en los shootouts, poniendo fin a la temporada.

1999

1/20/1999 Forward Giovanni Savarese, along with a second-round selection in the 2000 MLS College Draft, is traded to the New England Revolution in a three-team trade that brings forward Raul Diaz Arce to the MetroStars. Diaz Arce and Chilean international midfielder Marcelo Vega are then traded to the San Jose Clash for an allocated player to be named and future considerations. Savarese departs the MetroStars as the team record-holder with 41 goals in league play, 44 in all competitions.

El delantero Giovanni Savarese, que había sido seleccionado en el comienzo en la segunda vuelta del Draft colegial del 2002 de la MLS, es cambiado para New England Revolution, en una negociación de tres equipos, llegando el delantero Raúl Díaz Arce a los MetroStars. Díaz Arce y el mediocampista internacional chileno Marcelo Vega están en un cambio con San Jose Clash a cambio de una elección de un jugador y futuras consideraciones en el futuro.

1/28/1999 In the busiest day in team history, GM Charlie Stillitano continues the MetroStars rebuilding by trading goalkeeper Tony Meola and defender Alexi Lalas to the Kansas City Wizards in exchange for midfielder Mark Chung and goalkeeper Mike Ammann. Later in the day, the trading continues as defender Diego Sonora is dealt to D.C. United, by way of San Jose, in another three-team deal. In exchange for Sonora, the MetroStars receive United's second and third-round selections in the 2000 MLS College Draft and San Jose's third-round pick in the 2000 MLS College Draft.

En el día de mayor actividad en la historia, el GM Charlie Stillitano continúa reconstruyendo MetroStars con el cambio del portero Tony Meola y el defensa Alexi Lalas para Kansas City a cambio por el mediocampista Mark Chung y el portero Mike Amman. Más tarde ese día, los cambios continuaron y el defensa Diego Soñora queda afuera del DC United, pero de todos modos va a San Jose, en otra negociación de tres equipos. A cambio por Soñora, MetroStars recibe del DC United la segunda y tercera

elección del Draft Colegial del 2000 de la MLS y San Jose otra en la tercera vuelta del Draft Colegial de la MLS 2000.

8/17/1999 MLS signs German superstar Lothar Matthäus and allocates him to the MetroStars for the 2000 MLS Season.

La MLS firma a la superestrella alemana Lothar Matthaus quien pasa a ser jugador de MetroStars en la temporada 2000.

10/29/1999 The MetroStars and head coach Bora Milutinovic mutually agree to part ways. MetroStars Assistant Coach, Fernando Clavijo, named interim head coach. *MetroStars y su entrenador principal Bora Milutinovic están de acuerdo en rescindir el contrato del entrenador y Fernando Clavijo queda interinamente a cargo del equipo.*

11/9/1999 Lothar Matthäus is presented to the local media at the ESPNZone in New York City. *Lothar Matthaus es presentado a la prensa en ESPNZone en la ciudad de Nueva York.*

11/29/1999 MetroStars name Octavio Zambrano head coach. *MetroStars nombra a Octavio Zambrano como nuevo entrenador.*

2000

1/12/2000 1999 MLS Executive of the Year Nick Sakiewicz, formerly of the Tampa Bay Mutiny, is appointed General Manager of the MetroStars.

El Ejecutivo del Año 1999 de la MLS Nick Sakiewicz de Tampa Bay Mutiny, es nombrado General Manager de MetroStars.

1/28/2000 MetroStars acquire U.S. National Team veteran Thomas Dooley from the Columbus Crew in exchange for defender Mike Duhaney. *MetroStars contrata al veterano integrante de la Selección de Estados Unidos Thomas Dooley de Columbus Crew a cambio por el defensor Mike Duhaney.*

2/6/2000 MetroStars select UCLA defender

Steve Shak with the first overall pick in the 2000 MLS SuperDraft.

MetroStars elige al defensor de UCLA Steve Shak en la primera elección del SuperDraft de la MLS 2000.

3/3/2000 MLS allocates Colombian International forward Adolfo "El Tren" Valencia to the MetroStars.

La MLS asigna al internacional colombiano Adolfo 'El Tren' Valencia para los MetroStars.

4/1/2000 Lothar Matthäus, Adolfo Valencia, and Alex Comas make their home debuts at Giants Stadium, leading the MetroStars to a 3-2 home win over defending MLS Cup champions D.C. United before a crowd of 27,322.

Lothar Matthaus, Adolfo Valencia y Alex Comas hacen su debut en el Estadio de Los Gigantes, liderando a MetroStars en su victoria como local frente al defensor del título de la MLS DC United 3-2, con una asistencia de 27.322 espectadores.

4/19/2000 Defensive midfielder Daniel Hernandez is acquired from the Tampa Bay Mutiny in exchange for the rights to Daniel Alvarez (2000 fourth round pick). Defender Steve Jolley is acquired from the Los Angeles Galaxy in exchange for a MetroStars second round pick in 2001.

El General Manager Nick Sakiewicz acuerda dos cambios para reforzar la defensa al final de la temporada 2000. El defensa mediocampista Daniel Hernández es adquirido del Tampa Bay Mutiny a cambio por los derechos de Daniel Alvarez (4to Vuelta en la Elección del 2000) y el defensa Steve Jolley es adquirido de Los Angeles Galaxy a cambio por una elección en la Segunda Vuelta del Draft 2001.

4/22/2000 Mike Petke scores a 94th minute goal in overtime to defeat D.C. United, 3-2, at RFK Stadium. The MetroStars win in their first overtime appearance.

Petke convierte un gol en el minuto 94 en tiempo extra para derrotar ala D.C. United 3-2 en

el RFK Stadium. MetroStars ganan en su primera presentación en tiempo extra.

5/13/2000 The final piece of the puzzle for a successful 2000 season is acquired after the MetroStars draft striker Clint Mathis with the first selection in the MLS dispersal draft. Mathis went on to collect 39 points (13 goals, 13 assists) in 21 games with the MetroStars.

La pieza final para el suceso en la temporada 2000 es adquirida por MetroStars en la primera elección del Draft de la MLS., el delantero Clint Mathis. Mathis, consigue 39 puntos, (13 Goles, 13 asistencias) en 21 partidos con MetroStars.

8/26/2000 Clint Mathis sets two MLS records by scoring five goals and totaling 10 points in a 6-4 road win at Dallas. The team also clinches the Eastern Division Title for the first trophy in club history.

Clint Mathis establece dos records en la MLS, convirtiendo cinco goles y totalizando 10 puntos en la victoria 6-4 en Dallas. El equipo alcanza la primera posición de la Conferencia del Este, ganando por primera vez en la historia dicho trofeo.

9/5/2000 Adolfo Valencia scores his team record 16th goal in league play in a 2-1 win against Miami.

Adolfo Valencia anota su gol número 16 en la Liga, batiendo el record existente en el triunfo sobre Miami 2-1.

9/12/2000 For the third time in four years, the MetroStars are eliminated in the semifinals of the Lamar Hunt U.S. Open Cup after losing to the Miami Fusion, 3-2, in a game played at the Mitchel Athletic Complex in Uniondale, Long Island.

Por tercera vez en cuatro años, MetroStars es eliminado en las Semifinales de la Copa Abierta de Estados Unidos Lamar Hunt, luego de perder con Miami Fusion 3-2, en encuentro disputado en el Mitchel Athletic Complex de Uniondale, Long Island.

9/15/2000 Adolfo Valencia scores a goal in the final moments of overtime to defeat the Dallas Burn, 2-1, in Game 1 of the playoff quarterfinals at Giants Stadium.

Adolfo Valencia convierte un gol en los momentos finales para vencer en tiempo extra a Dallas Burn 2-1, en el primer partido de playoffs de los Cuartos de Final en el Estadio de Los Gigantes.

9/20/2000 Clint Mathis scores both goals in a 2-1 road win at Dallas to sweep the Burn in the quarterfinal round of the playoffs (2-0). The MetroStars advance in the Eastern Conference Championship for the first time in team history. Clint Mathis anota dos goles en la victoria 2-1 en Dallas para barrer en los Cuartos de Final de Playoffs (2-0).

MetroStars avanza en la Conferencia del Este por primera vez en la historia del equipo.

10/6/2000 Ante Razov's 88th minute goal at Soldier Field in Chicago eliminates the MetroStars from the playoffs in a 3-2 loss. The Fire takes two of the three games in the semifinal series.

Ante Razov en el minuto 88, convierte un gol en el Soldier Field de Chicago para eliminar a MetroStars de los playoffs con un marcador final de 3-2. El Fire gana dos de los tres partidos en la semifinal de la Serie.

10/13/2000 Nick Sakiewicz wins the MLS Executive of the Year award for the second consecutive year just 10 months after being appointed general manager. He won the award the previous season with the Tampa Bay Mutiny. Nick Sakiewicz gana el premio como Ejecutivo del Año de la MLS por segundo año consecutivo, solamente diez meses después de haber asumido el cargo. El había ganando también el premio una temporada antes con el Tampa Bay Mutiny.

10/14/2000 Clint Mathis is named to the MLS Best XI. He is also a finalist for the MLS MVP Award.

Clint Mathis es nombrado en el equipo de los Once Mejores de la MLS. También es finalista del Premio al Mejor Jugador del Año de la MLS.

2/4/2001 The team selects unknown forward Rodrigo Faria from the reserve team MetroStars Black with the #13 pick overall in the 2001 SuperDraft.

El equipo incorpora a un desconocido delantero Rodrigo Faria de la Reserva de MetroStars, seleccionándolo en el lugar número 13 del SuperDraft del 2001.

2001

3/28/2001 Clint Mathis scores on a free kick in the 87th minute to give the U.S. a dramatic 2-1 road win at Honduras in World Cup qualifying. Clint Mathis convierte un gol en el minuto 87 para darle a los Estados Unidos una dramática victoria 2-1 frente a Honduras, en la etapa de clasificación para la Copa del Mundo.

5/5/2001 The MetroStars score three goals in the game's last 11 minutes to come back and defeat D.C. United, 3-2, at Giants Stadium. MetroStars anota tres goles en los últimos 11 minutos para derrotar al DC United 3-2 en Giants Stadium.

5/26/2001 The MetroStars defeat UEFA Champions League winners Bayern Munich, 2-0 in a friendly at Giants Stadium. MetroStars derrota al Campeón de la Copa de Campeones de la UEFA Bayern Munich 2-0 en un partido amistoso disputado en Giants Stadium.

6/5/2001 Clint Mathis suffers a torn ACL during a U.S. National Team practice in Columbus, OH. He misses the remainder of the season. Clint Mathis sufre un desgarró durante una práctica de la Selección Nacional de Estados Unidos en Columbus, OH, quedando afuera de la temporada.

6/16/2001 Mike Petke breaks the team record for minutes played (Tony Meola 8,100) after recording 100 minutes in a scoreless home draw against San Jose. Petke, who set the record in the 73rd minute, finishes the game with 8,126 career minutes.

Mike Petke rompe el record del equipo de minutos jugados (Tony Meola 8.100), después de jugar 100 minutos en el partido sin goles que empatan como locales con San Jose.

Petke, quien rompe el record en el minuto 73, finaliza el partido con 8.126 en su carrera.

9/29/2001 The MetroStars lose Game 3 of the MLS Cup semifinals and then the overtime minigame, 4-2 on aggregate, to be eliminated from the playoffs by the Los Angeles Galaxy. MetroStars pierde en el partido número tres de las Semifinales de la Copa MLS en tiempo extra 4-2 para quedar eliminado de los playoffs por Los Angeles Galaxy.

10/15/2001 Fans in online voting on the league's official website (MLSNET.COM) name Clint Mathis as the recipient of the 2001 Goal of the Year with his April 28, 60-yard run against Dallas at Giants Stadium. Tim Howard is selected as the 2001 New York Life MLS Humanitarian of the Year.

Aficionados votan vía Internet por los premios del año de la MLS. Clint Mathis recibe el premio al Gol del Año 2001, convertido el 28 de abril, con un disparo de 60 yardas frente a Dallas en el Estadio de Los Gigantes. Tim Howard es nombrado el Jugador Humanitario del 2001 por la MLS.

10/16/2001 Tim Howard, in his first year as a starter, is selected as the 2001 MLS Goalkeeper of the Year.

Tim Howard en su primer año con el plantel, es seleccionado como el Portero del Año 2001 por la MLS.

10/17/2001 The Copa Merconorte game between the MetroStars and Mexican club Chivas of Guadalajara at Giants Stadium has

been canceled, after Chivas players and coaches inform the MetroStars they would not travel to the New York area to play. MetroStars win by a 2-0 forfeit.

El partido por la Copa Merconorte con el equipo mexicano Chivas de Guadalajara en el Estadio de Los Gigantes es cancelado, después que los jugadores y entrenadores informaron a MetroStars que no viajarían para jugar dicho encuentro. MetroStars fue declarado ganador sin jugar 2-0.

10/17/2001 Rodrigo Faria is selected as the 2001 Rookie of the Year.
Rodrigo Faria es nombrado el Novato del Año 2001.

10/28/2001 The MetroStars, D.C. United, New York Power, and Washington Freedom host first of two benefit doubleheaders dubbed "The Unity Games" to aid victims of the September 11 attacks on New York City and Washington, D.C. The two doubleheaders (the second one was held Nov. 3 at RFK Stadium in Washington) raised over \$250,000.

MetroStars, DC United, New York Power y Washington Freedom presentan el primero de dos programas 'The Unity Games', a beneficio de las víctimas de los ataques terroristas del 11 de septiembre en la Ciudad de Nueva York y Washington DC. La segunda doble jornada se llevaría a cabo el 3 de noviembre en el RFK Stadium en Washington, recaudando un total de \$ 250.000.

11/12/2001 Tim Howard is named to the Board of Directors of the Tourette Syndrome Association of New Jersey (TSANJ).

Tim Howard es nombrado para integrar el Directorio de la Asociación del Síndrome de Tourette de Nueva Jersey (TSANJ).

11/21/2001 Anschutz Entertainment Group (AEG) acquires the MetroStars from Metromedia Company.

Anschutz Entertainment Group (AEG) compra MetroStars a Metromedia Company.

2002

3/27/2002 Clint Mathis scores two goals for the U.S. in a 4-2 international friendly loss to Germany.

Clint Mathis convierte dos goles para Estados Unidos en la derrota 4-2 del internacional amistoso frente a la selección alemana.

5/24/2002 The largest trade (six players) in league history takes place when the MetroStars acquire forward Mamadou Diallo, midfielder Andy Williams and defender Ted Chronopoulos from the New England Revolution in exchange for forward Diego Serna and midfielders/defenders Daniel Hernandez and Brian Kamler.

Se realiza el mayor cambio de jugadores en la historia de la Liga, (seis jugadores toman parte), cuando MetroStars adquiere al delantero Mamadou Diallo, al mediocampista Andy Williams y al defensa Ted Chronopoulos de New England Revolution a cambio por el delantero Diego Serna, y los mediocampistas/defensas Daniel Hernández y Brian Kamler.

6/11/2002 Clint Mathis scores the lone goal against South Korea to forge a crucial 1-1 tie during a Group D first-round match of the 2002 World Cup.

Clint Mathis convierte el único gol frente a Korea del Sur en el crucial 1 - 1 para avanzar en el primer ronda de clasificación del Grupo D para la Copa del Mundo del 2002.

6/15/2002 The MetroStars defeat the Los Angeles Galaxy, 5-0, behind four goals from Mamado Diallo for the biggest victory margin in team history.

MetroStars derrota a Los Angeles Galaxy 5-2 y cuatro de los goles son marcados por Mamado Diallo en la más amplia victoria en la historia del equipo.

9/12/2002 Tab Ramos plays what turns out to be his final career match at Giants Stadium in a 1-0 loss to D.C. United.

Tab Ramos juega el último partido de su carrera en el Estadio de los Gigantes.

9/21/2002 MetroStars lose to New England, 3-0, and are denied a playoff berth a day later when Chicago beats Columbus.

MetroStars pierde con New England 3-0 y queda afuera de los playoffs al ganar Chicago a Columbus el mismo día.

10/8/2002 The MetroStars announce that Octavio Zambrano has been relieved of his head coaching duties.

MetroStars anuncia que Octavio Zambrano ha sido relevado de su cargo como Director Técnico del equipo.

10/14/2002 MetroStars defender Steve Jolley is named the 2002 United States Soccer Foundation MLS Humanitarian of the Year. El defensa de MetroStars Steve Jolley es nombrado para recibir el premio Fundación MLS Humanitaria del Año 2002.

10/19/2002 MetroStars GK Tim Howard is voted to the MLS 2002 Pepsi Best XI, marking the second straight year he has received the honor. Tab Ramos is also named the recipient of the 2002 Commissioner's Award.

El portero de MetroStars Tim Howard es votado para integrar el equipo de los 'Once Mejores Pepsi de la MLS 2002', por segundo año consecutivo. Tab Ramos es también nombrado para recibir el Premio del Comisionado MLS 2002.

10/21/2002 Bob Bradley leaves the Chicago Fire to become the seventh head coach in MetroStars history. In return for the right to sign Bradley from the Fire, the MetroStars send F Rodrigo Faria and a conditional 2004 MLS SuperDraft pick (the MetroStars choice of at least the 12th overall pick or a higher pick) to Chicago as compensation.

Bob Bradley deja Chicago Fire para ser el séptimo Entrenador Principal en la historia de MetroStars. A cambio por la firma del contrato, el Fire recibe de MetroStars a Rodrigo Faria y una

elección condicional en el SuperDraft del 2004 (MetroStars tiene la opción de la 12 elección).

12/16/2002 Scottish legend Mo Johnston, a veteran of 15 years of top-level European club soccer as well as a driving force in leading the Kansas City Wizards to the 2000 MLS Cup championship, is named as an assistant coach by Bob Bradley.

La leyenda del fútbol escocés Mo Johnston, un veterano de 15 años en el mejor nivel del fútbol de Europa de clubes, que ha guiado a Kansas City Wizards para ganar la Copa de la MLS en el 2000, es nombrado como asistente de Bob Bradley.

12/23/2002 In a blockbuster trade with D.C. United, the team acquires defender Eddie Pope, forward Jaime Moreno, and midfielder Richie Williams from D.C. United in exchange for defender Mike Petke, the fifth pick overall in the 2003 SuperDraft, and an allocation.

En el mejor cambio realizado con DC United, el equipo adquiere al defensa Eddie Pope, al delantero Jaime Moreno y al mediocampista Richie Williams, en cambio por el defensa Mike Petke, la 5ta. elección en el SuperDraft del 2003 y una asignación.

2003

1/18/2003 The team drafts seven new players during the 2003 SuperDraft in Kansas City to immediately inject a fusion of young talent onto the 2003 preseason roster.

El equipo consigue en el Draft cuatro nuevos jugadores (Ricardo Clark, Tim Glowienka, Kenny Arena y Jacob LeBlanc) y obtiene también otros cuatro (Mike Magee, Eddie Gaven, Tim Regan y Marco Vélez), durante el SuperDraft del 2003 en Kansas City, para inmediatamente inyectar talentos jóvenes en el plantel de la pretemporada 2003.

4/11/2003 The MetroStars acquire Honduran National Team midfielder Amado Guevara as an allocation and sign him to a multi-year contract. *Los MetroStars adquieren al mediocampista internacional de Honduras Amado Guevara en una asignación quien firma un contrato de muchos años.*

6/14/2003 New Jersey native and MetroStars midfielder/ forward Eddie Gaven (16 years, 232 days) becomes the youngest player in club history and the second youngest player in league history to appear in an MLS regular season game, when he started in a 3-2 loss to the Chicago Fire at Giants Stadium.

El nativo de Nueva Jersey y mediocampista/delantero de MetroStars Eddie Gaven (16 años y 232 días), se convierte en el jugador más joven en la historia del club y el segundo más joven en la historia de la Liga, en debutar en un partido de la temporada regular de la MLS, cuando es titular en la derrota 3-2 frente a Chicago Fire en el Estadio de Los Gigantes.

7/5/2003 At 16 years, 253 days, MetroStars midfielder/ forward Eddie Gaven becomes the youngest player in team history, and the second youngest in league history, to score a goal. Mike Magee who was 18 years, 236 days old when he tallied his first score, held the previous MetroStars record for youngest goal scorer. Magee's goal came on April 26, 2003, in a 1-0 win at the Columbus Crew. In a quirk, Gaven also becomes the youngest goalkeeper in league history, as he plays a minute in goal during overtime.

A los 16 años y 253 días, el mediocampista de MetroStars Eddie Gaven, se convierte en el Jugador Más Joven en la historia del equipo en convertir un gol. Mike Magee, lo convirtió con 18 años y 236 días, siendo hasta ese momento record de MetroStars. Magee había convertido su gol el 26 de abril del 2003, en la victoria 1-0 sobre Columbus en el estadio Crew.

7/14/2003 MetroStars goalkeeper Tim Howard is transferred to world-renowned English Premier League club Manchester United. Howard ends his Metro career with a record of 37-36-11, a 1.46 goals against average, and 15 shutouts in 85 games. The MetroStars acquire goalkeeper Jonny Walker to replace Howard. The Chilean First Division standout joins the Metros after a successful career with Universidad Católica, Colo Colo, and Huachipato.

El portero de MetroStars Tim Howard es transferido al famoso club de la Premier League de Inglaterra Manchester United. Howard finaliza su carrera con MetroStars con un record de 37-36-11, un promedio de 1.46 goles por partido y 15 penales atajados en 85 partidos. MetroStars adquiere al portero Jonny Walter para reemplazar a Howard, quien hasta ese momento había cumplido una extraordinaria actuación defendiendo a los clubes chilenos Universidad Católica, Colo Colo y Huachipato.

9/20/2003 In overtime, John Wolyniec scores off a 50-yard pass by Amado Guevara as the MetroStars defeat Columbus 1-0. The goal will be named runner-up for MLS Goal of the Year. *En tiempo extra John Wolyniec marca un gol desde 50 yardas con pase de Amado Guevara y MetroStars derrota a Columbus 1-0. El gol es nominado entre los aspirantes al Gol del Año de la MLS.*

10/1/2003 The MetroStars reach their first Lamar Hunt U.S. Open Cup Final with late-game heroics, defeating rival D.C. United at Rutgers University, 3-2. John Wolyniec plays the hero as he deflects a Ricardo Clark shot in the 88th minute, which sends the MetroStars to the final against the Chicago Fire at Giants Stadium on Oct. 15. Amado Guevara contributes two goals to help push the Metros its first final in team history.

MetroStars clasifican por primera vez para la final de la Copa Abierta de Estados Unidos Lamar Hunt, jugando heroicos partidos finales, frustrando al DC United rival de la Universidad de Rutgers, 3-2. John Wolyniec se convierte en

el héroe cuando desvía un remate de Ricardo Clark en el minuto 88 para enviar a MetroStars a la final con Chicago Fire en 15 de octubre en el Estadio de Los Gigantes. Amado Guevara contribuye con dos goles para llevar a MetroStars a la primera gran final de su historia.

10/15/2003 In a physical battle between two familiar rivals, a second half goal by rookie forward Damani Ralph is all the Chicago Fire would need to earn a 1-0 victory over the MetroStars and the championship of the 2003 Lamar Hunt U.S. Open Cup at Giants Stadium. The final is the first the Metros have qualified for in team history.

En una gran pelea entre los rivales muy familiares, un gol en el segundo tiempo del joven delantero Damani Ralph es todo lo que necesitaba Chicago Fire para lograr la victoria 1-0 y dejar afuera a MetroStars de la Copa Abierta de los Estados Unidos Lamar Hunt en el Estadio de Los Gigantes. Fue la primera final en que clasifica el equipo en su historia.

11/9/2003 The MetroStars are eliminated from the playoffs by the New England Revolution, after losing 2-0 and tying 1-1. *MetroStars es eliminado de los playoffs por New England Revolution, perdiendo 2-0, luego de empatar en primer encuentro 1-1.*

11/22/2003 At the 2003 MLS Gala Awards Ceremony at the Kodak Theater in Hollywood, California, MetroStars captain Eddie Pope is named to the 2003 MLS Best XI. *En la Ceremonia de los Premios MLS 2003, en el Teatro Kodak de Hollywood, el capitán de MetroStars Eddie Pope es nombrado para integrar los Once Mejores del 2003 de la MLS.*

2004

1/16/2004 The MetroStars select six players in the 2004 MLS SuperDraft at the Charlotte Convention Center in Charlotte, NC: Seth Stammer, Zach Wells, Olivier Occéan, Michael Bradley, Johnny David, and Jeff Parke.

MetroStars seleccionan seis jugadores en el SuperDraft de la MLS 2004 en el Charlotte Convention Center en Charlotte, NC. En el primer día de cambios ejecutivos con Chicago Fire, consigue la 18 elección total. Con ese cambio MetroStars selecciona al defensa Seth Stammer. En compensación MetroStars da al Fire su elección en la segunda vuelta del Superdraft del 2005. MetroStars también consiguen al portero Zach Wells (primera elección en la tercera vuelta, 21 en total) Olivier Occéan (sexta elección en la tercera vuelta, 26 en total), Michael Bradley (sexta elección en la cuarta ronda, 36 en total), Johnny Davis (sexta elección en la quinta ronda, 46 en total) y Jeff Parke (10 elección en la sexta vuelta, 60 en total).

1/22/2004 MetroStars forward Clint Mathis signs a contract with German Bundesliga club Hanover 96 after spending the previous four seasons with the "Red and Black." Mathis ends his Metro career playing in 67 games (66 starts), scoring 33 goals and 21 assists for 87 points for second in scoring in team history. *El delantero de MetroStars Clint Mathis firma contrato con el equipo de la Bundesliga alemana Hannover 96, después de jugar cuatro temporadas con los 'Rojo y negro'. Mathis finaliza su carrera con los Metros jugando 67 partidos, (66 como titular), convirtiendo 33 goles y 21 asistencias, con 87 puntos para ser el segundo en la historia del equipo.*

3/5/2004 The Metros capture the 2004 La Manga Cup with a 1-0 victory over Viking FK of Stavanger, Norway in at La Manga Club Resort in La Manga, Murcia, Spain. Rookie defender Jeff Parke scored the game-winner in the 27th minute, to earn the Metros the preseason trophy. Veteran midfielder Amado Guevara earned Most Valuable Player honors after leading the Metros to the title and a 3-1-0 record in the tournament. To start the tournament, the MetroStars dropped a 1-0 result to Viking on February 25, 2004 in Group A. The "Red and Black" thumped FK Bodø/Glimt, 3-1, courtesy of two goals by Joselito Vaca to advance to the semifinals.

In the semis, the Metros defeated Ukrainian powerhouse Dynamo Kyiv 3-2 to advance to the final.

MetroStars se consagran campeón de la Copa La Manga 2004 con la victoria 1-0 sobre el Viking FK de Stavanger, Noruega en el Club La Manga Resort de La Manga, Murcia, España. El joven defensa Jeff Parke convierte el gol de la victoria en el minuto 27, para llevar a MetroStars a ganar ese trofeo de Pretemporada. El veterano mediocampista Amado Guevara es nombrado el Jugador Más Valioso del Torneo, liderando a MetroStars al record de 3-1-0 en el torneo. En el comienzo del certamen, MetroStars derrotó 1-0 al Viking el 25 de febrero del 2004 en el Grupo A. El equipo 'Rojo y Negro' venció al FK Bodo/Glimt 3-1, convirtiendo Joselito Vaca dos goles y avanzando de esa manera a las semifinales. En esa etapa, MetroStars derrotó al representante de Ucrania Dynamo Kyiv 3-2 y avanzó a la final.

3/26/2004 The MetroStars acquire Argentine forward Sergio Galvan Rey with an allocation from Colombian club Once Caldas.

MetroStars adquiere al futbolista argentino Sergio Galván Rey, proveniente del club colombiano Once Caldas. Galván Rey comienza en la Liga como el tercer internacional mayor del equipo, junto al mediocampista hondureño Amado Guevara y al defensor de Uganda Tenywa Bonseu.

7/31/2004 MetroStars Eddie Gaven, Amado Guevara and Eddie Pope were starters for the Sierra Mist MLS All-star Game at Washington D.C.'s RFK Stadium. While Pope is an All-Star veteran, being named in eight consecutive midseason classics, Gaven is the youngest player in history to be voted in as an All-Star starter and becomes the second youngest player to appear in the history of the event. In addition, Guevara captures the game's MVP with two goals and one assist.

Los jugadores de MetroStars Eddie Gaven, Amado Guevara y Eddie Pope, son titulares en el equipo Sierra Mist para el Juego de Estrellas en

el estadio RFK de Washington DC. El veterano Pope integra el equipo de estrellas por octava vez consecutivas. Gaven es nombrado el Jugador Más Joven en la historia de la MLS en ser votado como titular en este equipo y se convierte en el segundo Mas Joven de la historia de la Liga en este evento. Además Guevara consigue el Premio como el Jugador Más Importante del Partido convirtiendo dos goles y brindando una asistencia.

9/14/2004 MetroStars forward Amado Guevara, along with other Hispanic MLS players, was honored by President George W. Bush at the White House in celebration of Hispanic Heritage Month.

El delantero de MetroStars Amado Guevara, superando a otros jugadores hispanos de la MLS, es honrado por el Presidente George W. Bush en la Casa Blanca en la Celebración del Mes de la Herencia Hispana.

10/30/2004 MetroStars eliminated from 2004 MLS Cup Playoffs by D.C. United on aggregate, 0-4.

MetroStars es eliminado por DC United en los playoffs de la temporada 2004 con un marcador global de 0-4.

11/11/2004 MetroStars midfielder Amado Guevara named 2004 MLS MVP.

El mediocampista de MetroStars Amado Guevara es nombrado el Jugador del Año 2004 MLS.

11/12/2004 MetroStars defender Eddie Pope named 2004 Fair Play Award winner.

El defensa de MetroStars Eddie Pope gana el premio Fair Play 2004.

11/12/2004 MetroStars midfielders Eddie Gaven, Amado Guevara and defender Eddie Pope named to the 2004 MLS Best XI.

Los mediocampistas Eddie Gaven y Amado Guevara y el defensa Eddie Pope de MetroStars son nombrados en el equipo 'Mejores Once del 2004 MLS'.

11/19/2004 MetroStars midfielder Pablo Brenes and defender Craig Ziadie selected in the 2004 MLS Expansion Draft, by Real Salt Lake and Chivas USA respectively.

El mediocampista de MetroStars Pablo Brenes y el defensa Craig Ziadie son seleccionados en el Draft de Expansión de la MLS 2004 por Real Salt Lake y Chivas USA respectivamente.

12/10/2004 MetroStars acquire defender Jeff Agoos from San Jose in exchange for a fourth round pick in the 2005 MLS SuperDraft.

MetroStars adquiere al defensa Jeff Agoos de San Jose a cambio de una elección en la cuarta vuelta del SuperDraft del 2005.

2005

1/14/2005 MetroStars have a busy 2005 MLS Super-Draft Day. They execute three trades, first sending Cornell Glen to FC Dallas in exchange for the 12th overall selection in the 2005 draft, then sending midfielder Ricardo Clark to San Jose in exchange for a portion of an allocation, and finally sending their natural second round pick in the 2006 MLS SuperDraft to Real Salt Lake for a Youth International Slot. The Metros then select defender Tim Ward with the 12th overall selection and Chris Corcoran with the 25th overall pick.

MetroStars tiene un día muy ocupado en el SuperDraft 2005 de la MLS. Se ejecutan tres cambios, primero enviando a Cornell Glen para FC Dallas a cambio de la 12 elección en el draft 2005, también enviando al mediocampista Ricardo Clark para San Jose a cambio de una asignación y finalmente dando la elección natural de la segunda vuelta en el SuperDraft del 2006 MLS al Real Salt Lake a cambio de una plaza de Internacional Juvenil. MetroStars seleccionan al defensa Tim Ward con la 12 elección y a Chris Corcoran con la elección número 25.

2/1/2005 MetroStars trade veteran defender Eddie Pope to Real Salt Lake in exchange for future considerations.

MetroStars cambia al veterano defensa Eddie Pope para Real Salt Lake a cambio de futuras consideraciones.

2/18/2005 MetroStars acquire World Cup Champion and French International Youri Djorkaeff via allocation.

MetroStars adquiere al internacional mundialista francés Youri Djorkaeff por vía de una asignación.

6/7/2005 MetroStars acquire forward Ante Razov from the Columbus Crew in exchange for forward John Wolyniec and a portion of an allocation.

MetroStars adquiere al delantero Ante Razov de Columbus Crew a cambio del delantero John Wolyniec un una porción de asignación.

6/13/2005 AEG announces that they have promoted Nick Sakiewicz to President of AEG NY Metro, and have named Alexi Lalas President and General Manager of the MetroStars.

AEG anuncia que ha promovido a Nick Sakiewicz a Presidente de AEG NY y nombrado a Alexi Lalas como Presidente/ General Manager de MetroStars

6/30/2005 MetroStars claim four-time World Cup goalkeeper and Kearny, NJ native and former MetroStar Tony Meola off waivers.

MetroStars deja libre a Tony Meola, cuatro veces mundialista, nativo de Kearny, Nueva Jersey.

8/4/2005 AEG and the MetroStars announce that an agreement has been reached between the MetroStars, AEG, the Town of Harrison, Hudson County and the State of New Jersey to bring a new 20,000 seat stadium and entertainment complex to Harrison, NJ., to serve as the home of Major League Soccer's MetroStars. The new soccer stadium is the highest profile project within the redevelopment of the historic Harrison waterfront, one of the largest urban redevelopment projects in recent state history.

AEG y MetroStars anuncian que han llegado a un acuerdo con la ciudad de Harrison, Hudson

County y el Estado de Nueva Jersey, para construir un estadio para 20.000 personas y un complejo para entretenimientos en Harrison, que será la casa del equipo de la MLS de fútbol MetroStars. El nuevo estadio de fútbol es el más grande proyecto realizado en el histórico distrito de Harrison y uno de los mayores proyectos de renovación realizados recientemente en dicho estado.

10/4/2005 MetroStars announce that Bob Bradley has been relieved of his Head Coaching responsibilities and that Mo Johnston has been named Interim Head Coach.

MetroStars anuncia que Bob Bradley ha sido relevado de su cargo de Entrenador Principal, designado interinamente a Mo Johnston para dicha función.

10/16/2005 MetroStars clinch a playoff berth for the third consecutive year with a 2-0 win over Chivas USA.

MetroStars clasifica por tercer año consecutivo a la ronda de playoffs.

10/19/2005 The MetroStars name Mo Johnston Head Coach.

MetroStars designan a Mo Johnston como Entrenador Principal.

10/29/2005 The MetroStars lose to New England, 3-1, to drop the playoff series 3-2 on aggregate.

MetroStars pierde con New England 3-1 para quedar afuera de los playoffs cuya serie finaliza 3-2.

11/11/2005 Tony Meola, who spent four seasons with the MetroStars (1996-98, 2005), and Jeff Agoos, who spent one (2005), are named to the MLS All-Time Best XI.

Tony Meola quien ha jugado cuatro temporadas para MetroStars (1996-98 y 2005) y Jeff Agoos, quien estuvo con el equipo en el 2005, son nombrados para integrar el equipo de los Mejores Once de la MLS.

2006

1/20/2006 New York trades the No. 5 pick in the 2006 MLS SuperDraft, along with defender Jason Hernandez, to Chivas USA for the rights to the No.1 overall selection in the 2006 MLS SuperDraft. Subsequently, New York drafts UCLA defender Marvell Wynne with the first overall pick. New York also acquires forward Jozy Altidore (17th overall) and midfielder Blake Camp (41st overall) in later rounds.

Nueva York cambia la 5ta. elección del SuperDraft 2006 de la MLS, más adelante con el defensa Jason Hernández para Chivas USA para Chivas USA por los derechos de la primera elección del SuperDraft 2006 de la MLS. En consecuencia, Nueva York selecciona al defensa de la UCLA Marvell Wynne con esa primera elección. Nueva York adquiere también al delantero Jozy Altidore (17 elección) y al mediocampista Blake Camp (41 elección), en rondas finales.

3/9/2006 Red Bull Company GmbH, producer of Red Bull Energy Drink, finalized an agreement with Major League Soccer to purchase the MetroStars from AEG and rename the team the "New York Red Bulls."

La Compañía Red Bull GmbH, productores de la bebida energética Red Bull, llegan a un acuerdo con la Major League Soccer para comprar MetroStars a AEG y cambiar el nombre del equipo a 'New York Red Bulls'.

4/2/2006 In the inaugural match as the New York Red Bulls, the Red Bulls tie D.C. United 2-2 at RFK stadium in Washington D.C. Youri Djorkaeff scored the first goal in Red Bulls history on a brilliant freekick from 30 yards out.

En el partido de inauguración de los New York Red Bulls, Red Bulls empató con DC United 2-2 en el estadio RFK en Washington DC. Youri Djorkaeff anota el primer gol en la historia del equipo con un brillante disparo de 30 yards.

4/8/2006 Over 35,000 fans come to Giants Stadium to see the first home outing for the Red Bulls against the New England Revolution. With Shakira and Wyclef Jean performing at halftime,

the game resulted in a scoreless tie.

Más de 35.000 aficionados concurren al estadio de Los Gigantes para presenciar el primer encuentro como local de Red Bulls, enfrentando a New England Revolution. Con Shakira y Wyclef Jean actuando en el intervalo, el partido finaliza con marcador cerrado.

4/20/2006 Marc de Grandpre is named Managing Director of Red Bull New York. In this role, de Grandpre oversaw all business and commercial aspects of the organization. He had been with Red Bull North America for more than seven years as the Director of Field Marketing where he oversaw all marketing activities for the company's East region.

Marc de Grandpre es nombrado Managing Director de Red Bull New York. En esa función de Grandpre supervisará todos los negocios y aspectos comerciales de la organización. El ha estado con Red Bull North America por más de siete años como Director de Marketing, donde supervisaba todas las actividades de la compañía en la Región Este.

5/20/2006 New York Red Bulls forward Jean Philippe Peguero scores a hat trick in a 5-4 win over Chivas USA.

El delantero de Red Bulls Jean Philippe Peguero convierte tres goles en la victoria sobre Chivas USA 5-4.

5/27/2006 The Red Bulls defeat Bayern Munich, reigning champions of the German Bundesliga, 4-2, in an international friendly. Red Bulls vence al Bayern Munich, campeón de la Bundesliga Alemana 4-2 en un encuentro internacional amistoso.

6/27/2006 Mo Johnston is relieved of his head coaching duties. Assistant coach Richie Williams was named interim coach and would serve in that position for six weeks. The Red Bulls also acquire defender Todd Dunivant from the Los Angeles Galaxy for a partial allocation. *Mo Johnston es relevado de su cargo como Entrenador Principal. El asistente del entrenador*

Richie Williams es nombrado interinamente Director Técnico por un término de seis semanas. Red Bulls adquiere al defensa Todd Dunivant de Los Angeles Galaxy por una asignación parcial.

7/18/2006 Red Bull New York hires former U.S. Men's National Team Manager Bruce Arena. Arena, the most successful coach in U.S. Men's Soccer history, will serve as the team's Sporting Director and Head Coach. Before his eight-year tenure with the national team, Arena was the head coach for D.C. United, leading them to the MLS Cup in 1996 and 1997, and head coach at the University of Virginia, where he led the Cavaliers to five national titles.

Red Bulls contrata al ex seleccionador nacional de los Estados Unidos Bruce Arena como Team Manager. Arena, el más exitoso entrenador en la historia de la selección de Estados Unidos, será Director Deportivo y Entrenador Principal. Antes de estar ocho años al frente de la Selección Nacional, Arena fue Director Técnico del DC United, llevándolo a la obtención de la Copa MLS en 1996 y 1997 y Entrenador Principal de la Universidad de Virginia, donde guió a los Cavaliers a cinco títulos nacionales.

7/31/2006 Former U.S. Men's National Team midfielder John Harkes is named assistant coach. Harkes played under Arena at the University of Virginia from 1985-87 and was a part of both Arena-coached MLS Cup Championship teams.

El ex integrante de la Selección Nacional de los Estados Unidos John Harkes es nombrado asistente del entrenador. Harkes jugó bajo el mando de Arena en la Universidad de Virginia entre los años 1985/87 y fue parte del equipo que ganó dos veces la Copa MLS.

8/10/2006 Red Bull New York acquires the rights midfielder Dema Kovalenko and midfielder Shawn Kuykendall from D.C. United for a partial allocation.

Red Bull New York adquiere los derechos del mediocampista Dema Kovalenko y del

mediocampista Shawn Kuykendall del DC United por una elección parcial.

8/12/2006 Head coach Bruce Arena makes his debut with the Red Bulls against two-time reigning FIFA World Player of the Year Ronaldinho and his club FC Barcelona, champions of the Spanish La Liga, in a 4-1 loss. The game marked the largest crowd for both a New York and MLS game at Giants Stadium (79,002).

El Entrenador Principal Bruce Arena hace su debut con Red Bulls frente al dos veces Campeón del Mundo, Jugador del Año de la FIFA Ronaldinho y al FC Barcelona, campeón de la Liga Española, perdiendo 4-1. El partido marca el mayor record de asistencia de espectadores para un partido de la MLS en Nueva York en el estadio de Los Gigantes. Concurren 79.002 aficionados.

8/17/2006 Forward John Wolyniec joins Red Bull New York from the Los Angeles Galaxy, for his fourth stint with the organization in exchange for a fourth round draft pick in 2007 and a second round draft pick in 2008. Wolyniec contributes quickly, scoring a goal in each of his first three starts as a Red Bull in 2006.

El delantero John Wolyniec se une a Red Bull New York de Los Angeles Galaxy, por cuarta vez con la organización, a cambio por una elección en la Cuarta Vuelta en el Draft del 2007 y una elección en la segunda vuelta del Draft del 2008. Wolyniec contribuye rápidamente, convirtiendo un gol en cada uno de sus primeras tres partidos como titular con Red Bull en el 2006.

8/26/2006 Led by Edson Buddle's hat trick, the Red Bulls defeat Real Salt Lake 6-0, racking up numerous team and MLS records. All six goals were scored in the second half, tying the MLS record for goals in a half. New York scored the fastest six goals in MLS history (32 minutes). The game also marked the first win for Arena as the team's head coach and Sporting Director. *Teniendo como líder a Edson Buddle con tres anotaciones, Red Bulls vencen al Real Salt Lake por 6-0, batiendo varios records de la MLS. Los seis goles fueron convertidos en el segundo*

tiempo, siendo también record de la MLS para un período. Nueva York consigue también el record de goles en menor tiempo, (32 minutos). El partido marca también la primera victoria de Arena como Entrenador Principal y Director Deportivo.

9/16/2006 A stunning 30-yard strike in the 83rd minute by 16-year-old rookie Jozy Altidore helps give the Red Bulls a 1-0 win over the Columbus Crew at Giants Stadium. Altidore becomes the fourth-youngest player to find the back of the net in MLS history.

Con un impresionante remate de 30 yardas en el minuto 83, el joven Jozy Altidore, de tan solo 16 años, ayuda a Red Bulls a ganarle 1-0 a Columbus Crew en el estadio de Los Gigantes. Altidore es el cuarto jugador más joven en la historia en integrar la MLS.

9/19/2006 Red Bull New York and AEG break ground on its new stadium, Red Bull Park, in Harrison, NJ. Several politicians and dignitaries in attendance celebrate the 25,000-seat soccer-specific venue which is deemed to open in 2008. *Red Bull New York and AEG colocan la piedra fundamental para la construcción del estadio Red Bull Park en Harrison, NJ. Numerosas personalidades de la política y altos dignatarios se hacen presentes para celebrar la puesta en marcha de la obra de 25.000 espectadores, cuya finalización está prevista para el 2008.*

10/14/2006 Needing a win and only a win to clinch the fourth and final playoff spot in the Eastern Conference, an Amado Guevara hat trick helps the Red Bulls defeat the Kansas City Wizards, 3-2, at Giants Stadium in front of 19,780, punching New York's ticket into the postseason. For Guevara, New York's captain, it is his third-career hat trick.

Necesitando tan solo una victoria para alcanzar los playoffs en la Conferencia del Este, Amado Guevara convierte tres goles para ayudar a los Red Bulls a vencer a Kansas City Wizards 3-2, en el estadio de Los Gigantes, ante 19.780 espectadores, Fue la primera vez que el Capitán

de Red Bulls Amado Guevara convertía tres goles en su tercer año.

10/29/2006 Despite a goal by Jozy Altidore, who becomes the youngest player in league history to score in the playoffs, the Red Bulls fall in a close, 2-1 decision to D.C. United in their Eastern Conference Semifinal Series.

A pesar de un gol de Jozy Altidore, quien es el jugador más joven en participar de los playoffs, Red Bulls pierden 2-1 con DC United y las serie Semifinal de la Conferencia del Este.

11/27/2006 Red Bull New York announces that it traded midfielder Amado Guevara to Chivas USA in exchange for a second designated player slot and a third round draft pick in the 2007 MLS SuperDraft. The Red Bulls become the first team to have two designated player slots.

Red Bull New York anuncia que ha cambiado al mediocampista Amado Guevara para Chivas USA a cambio del segundo jugador designado y una elección en la tercera vuelta del SuperDraft de la MLS 2007. Red Bulls pasan a ser el primer equipo en tener dos jugadores designados.

11/30/2006 Red Bulls Jozy Altidore, Jerrod Laventure and Seth Stammer travel down to the Caribbean nation of Haiti in partnership with hip hop musician Wyclef Jean's movement, Yéle Haiti, for a six-day service trip. The players donate a substantial amount of equipment and apparel, conducted a number of soccer clinics and visited several other Yéle Haiti initiatives.

Los jugadores de Red Bulls Jozy Altidore, Jerrod Laventure y Seth Stammer viajan a la caribeña nación de Haití en compañía del músico Wyclef Jean, llegan a Yele, Haití para un viaje de ayuda de seis días. Los jugadores donaron una buena cantidad de equipos y ropa y condujeron clínicas de fútbol para los jóvenes, participando en numerosas actividades de la ciudad de Yele Haití.

2007

1/12/2007 Red Bull New York drafts midfielders Dane Richards and Sinisa Ubiparipovic in the SuperDraft.

New York Red Bull selecciona en el SuperDraft a los mediocampista Dane Richards y Sinisa Ubiparipovic.

1/24/2007 Red Bull New York signs one of the greatest players in American history in Claudio Reyna. Reyna becomes the Red Bulls' first designated player and was introduced in a press conference at Giants Stadium.

Red Bull New York contrata a uno de los más grandes jugadores en la historia del fútbol en el país, Claudio Reyna.

Reyna comenzará jugando con los Red Bulls como el primer jugador designado, siendo presentado en Conferencia de Prensa en el estadio de Los Gigantes.

1/29/2007 Red Bull New York signs veteran goalkeeper and former Dutch international Ronald Waterreus.

Red Bull New York firma al veterano portero internacional holandés Ronald Waterreus.

2/1/2007 Red Bull New York announces that the team will train at Montclair State University for the entire 2007 MLS season in newly renovated facilities.

Red Bull New York anuncia que el equipo entrenará a partir del 2007 en la Universidad de Montclair, hasta que finalicen las obras de sus nuevas instalaciones.

3/23/2007 Red Bull New York announces the acquisition of defender Hunter Freeman from the Colorado Rapids in exchange for a 2008 third round SuperDraft pick and a 2009 fourth round supplemental draft pick.

Red Bull New York anuncia la adquisición del defensa Hunter Freeman de Colorado Rapids a cambio de una elección en la tercera vuelta del SuperDraft 2008 de la MLS y una elección en la cuarta vuelta del Draft Suplementario del 2009.

3/30/2007 Red Bull New York announces that it has reacquired veteran Clint Mathis from the Colorado Rapids for a fourth round pick in the 2008 MLS SuperDraft and a conditional pick in 2009.

Red Bull New York anuncia que ha vuelto a contratar al veterano Clint Mathis de Colorado Rapids por una elección en la cuarta vuelta en el SuperDraft del 2008 de la MLS y una elección condicional en el 2009.

4/17/2007 Red Bull New York signs top Columbian striker Juan Pablo Angel from Aston Villa of the Premiership, using their second designated player slot on the Columbian star.

Red Bull New York contrata al delantero estrella colombiano Juan Pablo Angel del Aston Villa de la Premiership, usufructuando la segunda plaza de jugador designado para la presencia del astro colombiano.

5/8/2007 Juan Pablo Angel makes a strong debut for the Red Bulls against the Los Angeles Galaxy in a 3-1 loss in the Red Bulls' U.S. Open Cup match. He notches his first goal in a Red Bulls uniform in the game on a free kick to erase the shutout.

Juan Pablo Angel tiene un buen debut frente al Galaxy de Los Angeles en la derrota 3-1 en el marco de la disputa de la Copa Abierta de los Estados Unidos. Convierte su primer gol con la casaca de Red Bulls pero no alcanza para la victoria.

5/31/2007 In just his first month of action in a Red Bulls uniform Juan Pablo Angel receives the MLS Player of the Month award, showing fans that he will play an integral part in the Red Bulls offensive attack.

Con solo un mes de actuación con los Red Bulls, Juan Pablo Angel recibe la distinción como el Jugador del Mes de la MLS, mostrándole a los aficionados que será fundamental en el ataque de Red Bulls.

6/6/2007 Led by Juan Pablo Angel's two goals, the Red Bulls defeat Toronto FC, in their first ever match-up against the Canadian expansion team in front of a crowd of 20,113 at BMO Field in Toronto, Ontario.

Con Juan Pablo Angel como líder convirtiendo dos goles, Red Bulls derrotan a Toronto FC, en la primera visita al equipo de expansión en Canadá, frente a 20.113 espectadores en el BMO Field de Toronto, Ontario.

7/20/2007 Juan Pablo Angel receives the Honda Most Valuable Player Award in the MLS All-Star game at Dick's Sporting Goods Park, where the MLS All-Stars beat Celtic FC 2-0. Angel was also the leading votegetter for the All-Star Game.

Juan Pablo Angel recibe el Premio Honda, como el Jugador Más Importante de la MLS en el Juego de Estrellas que se lleva a cabo en el Dick's Sporting Goods Park, donde las Estrellas de la MLS derrotan al Celtic FC 2-0. Angel resulta también el jugador más votado en el Juego de Estrellas.

8/18/2007 The Red Bulls host the Los Angeles Galaxy along with English-born International star David Beckham who signed with the Galaxy at the beginning of this year. An MLS regular season record crowd of 66,237 shows up to Giants Stadium to see the Red Bulls knock off Beckham's Galaxy on a late Juan Pablo Angel goal. In the game, Clint Mathis breaks the Red Bulls club record for goals in a career in all competitions with his 45th goal.

Red Bulls reciben a Los Angeles Galaxy con su estrella, el internacional nacido en Inglaterra David Beckham, quien firmó contrato con la MLS a partir de este año. Batiendo el record de asistencia para un partido de temporada regular de la MLS con 66.237 espectadores en el estadio de Los Gigantes para ver a Red Bulls derrotar al Galaxy de Beckham con un gol de última hora de Juan Pablo Angel. En el partido, Clint Mathis rompe el record de goles de Red Bulls, llegando a la conquista número 45 en su carrera con el equipo.

9/22/2007 New York Red Bulls striker Juan Pablo Angel pulls into a tie with Adolfo Valencia for the club record for most goals scored in a season set in 2000, courtesy of his game tying goal in the 84th minute in the team's game against the New England Revolution.

El delantero de New York Red Bulls Juan Pablo Angel iguala con Adolfo Valencia el record de más goles convertidos en la temporada 2000, convirtiendo el tanto en el minuto 84 del partido frente a New England Revolution.

9/29/2007 Juan Pablo Angel breaks the Red Bulls single season scoring record by scoring his 17th goal of the season for the Red Bulls in a 2-2 draw against Real Salt Lake. He breaks the record of 16 previously held by Adolfo Valencia, which was set in 2000.

Juan Pablo Angel rompe el record de goles en una temporada, llegando a la conquista número 17 con los Red Bulls en el 2-2 frente a Real Salt Lake. Había igualado el record en 16 goles que ostentaba Adolfo Valencia, que los convirtiera en el 2000.

10/8/2007 With 39 points, the Red Bulls clinch a playoff berth for the fifth consecutive season by virtue of the Columbus Crew's 3-1 loss to FC Dallas. This marks the first time since 2004 season that the Red Bulls know they are in the playoffs before the final day of the regular season.

Con 39 puntos, Red Bulls alcanza virtualmente por quinta vez consecutiva la clasificación para los playoffs, al derrotar Columbus Crew a Dallas FC 3-1. Es la primera vez desde el 2004 que Red Bulls alcanza la clasificación antes de la última fecha de la temporada regular.

11/3/2007 The Red Bulls lose, 1-0 on aggregate, to the New England Revolution, falling out of the playoffs. After a scoreless first leg, the Red Bulls went into Gillette Stadium needing a win. But injuries to Claudio Reyna (hamstring) and Juan Pablo Angel (concussion) affects the side and Taylor Twelman slots

home a second half winner to put New England through.

Red Bulls pierden 1-0 ante New England Revolution, quedando eliminados de los playoffs. Después de empatar sin goles el primer partido, los Red Bulls fueron al Estadio Gillette necesitando una victoria. Pero lesiones de Claudio Reyna (tendón) y Juan Pablo Angel (contusión) afectaron el rendimiento y Taylor Twelman en el segundo tiempo, convirtió el tanto del triunfo del New England Revolution.

11/5/2007 Red Bull New York Sporting Director and head coach Bruce Arena resigns. A worldwide search for a replacement for head coach starts immediately.

El Director Deportivo y Director Técnico rescinde el contrato. Se busca en todo el mundo el reemplazante del entrenador principal en forma urgente.

11/9/2007 Red Bulls forward Jozy Altidore, who just turns 18 three days before, is called up to the U.S. Men's National Team squad that faces South Africa in Johannesburg on Nov. 17. It is his first senior team call-up after scoring nine goals for the Red Bulls in 2007.

El delantero de Red Bulls Jozy Altidore, quien llegó a los 18 años días atrás, es llamado para integrar la Selección Nacional de los Estados Unidos para enfrentar a Sur África en partido internacional amistoso a disputarse en Johannesburgo en 17 de noviembre. Es la primera convocatoria de Altidore a la selección mayor, luego de convertir nueve goles con Red Bulls en el 2007.

11/16/2007 Red Bull New York announces that it has purchased AEG's 50% interest in the development of Red Bull Park. Going forward, Red Bull New York will have full ownership of the project and oversee all aspects of construction and stadium management.

New York Red Bull anuncia que ha comprado a AEG el 50 % del proyecto en desarrollo del Red Bull Park. De futuro Red Bull será el único propietario del proyecto y supervisará todos los

aspectos de la construcción y administración del estadio.

11/17/2007 Juan Pablo Angel is named to the MLS Best XI.

Juan Pablo Angel es nombrado en el equipo de los Mejores Once de la MLS.

11/21/2007 New York trades Clint Mathis to Los Angeles for a third round selection in the 2008 MLS SuperDraft.

New York cambia a Clint Mathis para Los Angeles en la tercera ronda de selección del SuperDraft de la MLS 2008.

12/18/2007 The Red Bulls introduce Juan Carlos Osorio as their head coach at a press conference in lower Manhattan.

Red Bulls presenta en Conferencia de Prensa en Manhattan a su nuevo Director Técnico Juan Carlos Osorio.

2008

1/7/2008 The Red Bulls name Jeff Agoos Sporting Director, moving up from his previous role as Technical Director.

Red Bulls nombra a Jeff Agoos como Director Deportivo, dejando su anterior cargo de Technical Director.

1/18/2008 Red Bull New York selects defender Eric Brunner and midfielders Luke Sassano and David Roth in the SuperDraft.

Red Bull selecciona al defensa Eric Brunner y a los mediocampistas Luke Sassano y David Roth en el SuperDraft.

2/27/2008 The Red Bulls acquire a conditional 2010 MLS SuperDraft selection from Real Salt Lake in exchange for midfielder Dema Kovalenko. Red Bulls adquiere una elección condicional en el SuperDraft de la MLS 2010 de Real Salt Lake a cambio del mediocampista Dema Kovalenko.

4/5/2008 Dave van den Bergh scores the fastest goal in team history, just 46 seconds in the match, as the Red Bulls defeat the Columbus

Crew, 2-0, in New York's 2008 MLS Season Opener at Giants Stadium.

Dave van den Bergh marca el gol más rápido en la historia, exactamente a los 46 segundos, en el partido que Red Bulls derrota a Columbus Crew 2-0 en la apertura de la temporada 2008 de Nueva York, en Giants Stadium.

4/9/2008 Managing Director Marc de Grandpre resigns from his position. A national search for his successor ensues.

El Managing Director Marc de Grandpre dimite de su cargo. Se realiza una selección a nivel nacional para designar su sucesor.

5/28/2008 Erik Stover is named Managing Director for Red Bull New York. He is promoted from his position of Vice President, Operations and General Manager of Red Bull Park.

Erik Stover es designado como Managing Director de Red Bull New York. Es promovido de su cargo de Vicepresidente de Operaciones y General Manager del Red Bull Park.

6/4/2008 Red Bull and MLS announce that forward Jozy Altidore has been transferred to La Liga side, Villarreal, for an MLS record fee.

Red Bull y la MLS anuncian la transferencia del delantero Jozy Altidore al club Villarreal de la Liga Española, por una cifra record en la Liga.

7/16/2008 Red Bull captain and Designated Player Claudio Reyna, a former U.S. National Team captain, announces his retirement from professional soccer after 14 years, the final two with the Red Bulls. Reyna, who is widely considered one of the best American players in U.S. soccer history, will continue with Red Bull New York in a role as an ambassador to work with the team to grow the sport in the metropolitan New York area.

El Capitán de Red Bull y Jugador Franquicia del equipo Claudio Reyna, ex capitán de la Selección Nacional de los Estados Unidos, anuncia su retiro del fútbol profesional, luego de 14 años de actividad, cuyos dos últimos años estuvo con

Red Bulls. Reyna, quien es considerado como uno de los mejores jugadores de los Estados Unidos de todos los tiempos, seguirá ligado a Red Bull como Embajador para trabajar con el equipo y ayudar al desarrollo del fútbol en el Area Metropolitana de Nueva York.

8/19/2008 Red Bull New York has announced that its state-of-the-art soccer-specific stadium being built in Harrison, New Jersey, has been renamed Red Bull Arena. Additionally, the next phase of construction - erection of structural steel - began with the first columns being connected to the foundation.

Red Bull anuncia que el estadio exclusivamente para fútbol, que se está construyendo en Harrison, Nueva Jersey, pasará a llamarse en el futuro Red Bull Arena. Además la siguiente fase de la construcción y erección de la estructura de acero estructural, comenzó con las primeras columnas que se conectan a la fundación.

9/12/2008 Defender Hunter Freeman is traded to Toronto FC in exchange for a third and fourth round pick in the 2009 MLS Supplemental Draft. El defensa Hunter Freeman es cambiado para Toronto FC por las elecciones tercera y cuarta en el Draft Suplementario de la MLS 2009.

10/19/2008 In his first MLS appearance and start, goalkeeper Danny Cepero makes two saves, earns his first win and scores the first MLS goal by a goalkeeper when his 83rd minute, 80+-yard free kick bounces over the head of Crew goalkeeper Andy Gruenebaum and into the back of the net.

En su primer partido en la MLS como titular, el portero Danny Cepero realiza dos salvadas y anota el primer gol de un arquero en la historia de la MLS, cuando en el minuto 83, desde 80 yardas, convierte un gol al portero Andy Gruenebaum de Columbus Crew.

11/9/2008 Goals by Dane Richards, Juan Pablo Angel, and John Wolyniec propel New York to a 3-0 second leg win and a 4-1 aggregate victory over two-time defending MLS Champion Houston

Dynamo in the Western Conference Semifinals at Robertson Stadium in Houston, TX. The series win marks just the second time in the franchise's 13-year history that they have gotten through the first round of the MLS Cup Playoffs. The win was New York's first playoff road since a 2-1 win in Dallas on Sept. 20, 2000 by a 2-1 score.

Goles de Dane Richards, Juan Pablo Angel y John Wolyniec, dan a Nueva York un triunfo de 3-0, 4-1 en el global para dejar por el camino al dos veces Campeón de la MLS Houston Dynamo en las semifinales de la Conferencia del Oeste en el Robertson Stadium de Houston, TX. Es la segunda vez en los 13 años de historia de la franquicia que los playoffs se definen en la primera ronda. La primera victoria había sido de Nueva York en Dallas el 20 de septiembre del 2000 con un marcador final de 2-1.

11/15/2008 A 28th minute goal from Dave van den Bergh and seven saves from Danny Cepero lift New York to a 1-0 win at Real Salt Lake, giving the Red Bulls the Western Conference Championship, and the franchise's first-ever Conference Championship and MLS Cup Finals berth.

Con gol en el minuto 28 de Dave van den Bergh y siete salvadas del portero Danny Cepero, Nueva York vence 1-0 a Real Salt Lake, clasificando Campeón de la Conferencia del Oeste y finalista de la Copa MLS.

11/23/2008 The Red Bulls drop a 3-1 decision to the Columbus Crew at The Home Depot Center in the first ever MLS Cup Finals appearance for New York. John Wolyniec scores the first MLS Cup Finals goal in franchise history in the 51st minute.

Red Bulls pierden con Columbus Crew 3-1 en el Home Depot Center en la primera final de la Copa MLS. John Wolyniec anota el primer gol en una final en la historia del equipo en el minuto 51.

11/26/2008 New York loses defender Jeff Parke, second all-time in games played and games started in club history, to the MLS Expansion Draft, and selects former New York defender Mike Petke, who ranks first in both categories, from Colorado in the MLS Waiver Draft.

New York pierde al defensa Jeff Parke, el segundo en la historia del equipo en estar presente y ser titular, en el Draft de Expansión de la MLS, seleccionando al defensa Mike Petke, quien ocupa el primer lugar en ambas categorías, quien retorna de Colorado Rapids, tras ser dejado libre por su club.

2009

1/7/2009 Red Bulls defender Carlos Mendes signs a new contract with the team.

El defensa de Red Bulls Carlos Mendes firma un nuevo contrato con el equipo.

1/13/2009 The Red Bulls sign Macoumba Kandji, who was on loan from the United Soccer League First Division's Atlanta Silverbacks.

Red Bulls contrata a Macoumba Kandji, que estaba a préstamo de los Atlanta Silverbacks de la Primera División de la United Soccer League.

2/12/2009 The Red Bulls agree to a multi-year agreement with MSG to continue broadcasting approximately 20 home games each season.

Red Bulls llega a un acuerdo de varios años con MSG para seguir emitiendo aproximadamente 20 partidos locales cada temporada.

2/16/2009 Red Bulls Designated Player Juan Pablo Angel signs a multi-year contract extension.

El Jugador Designado de Red Bulls Juan Pablo Ángel firma una extensión de su contrato por varios años.

2/18/2009 Red Bulls midfielder Dane Richards signs a new multi-year contract.

El mediocampista de Red Bulls Dane Richards firma un nuevo contrato por varios años.

3/11/2009 Former Barcelona and Real Madrid midfielder Albert Celades joins the Red Bulls.

El ex Barcelona y Real Madrid, el mediocampista Albert Celades se une a los Red Bulls.

3/17/2009 Red Bulls face expansion side, Seattle Sounders FC, to kick off the 2009 MLS Regular Season at Xbox Pitch in Seattle. New York falls, 3-0.

El equipo de expansión de la MLS Seattle Sounders vence a Red Bulls 3-0 en la apertura de la temporada regular 2009 en el Xbox Pitch de Seattle.

4/14/2009 Red Bulls "Top Off" Red Bull Arena, marking the completion of vertical construction. Roof panels installation begins.

Finaliza la construcción vertical del Red Bull Arena, el nuevo estadio de los Red Bulls y comienza la colocación de los primeros paneles del techo.

5/16/2009 The Red Bulls team played on the flight deck of the USS Intrepid during Fleet Week in NYC. The team competed in 6 v 6 matches against Sailors, Marines, and Coast Guardsmen from U.S. Navy and U.S. Coast Guard.

El equipo de Red Bulls juega en la cubierta de vuelo del USS Intrepid durante la Semana de la Flota de Nueva York. Compiten en partidos de 6 jugadores contra los marineros, infantes de marina y miembros de la Guardia Costera y de la Marina de los EE.UU.

6/29/2009 The Red Bulls signs goalkeeper Bounaoundou after acquiring his MLS rights from the Colorado Rapids.

Red Bulls contrata al portero Bounaoundou después de adquirir sus derechos de la MLS de Colorado Rapids.

7/30/2009 Playing in their first-ever CONCACAF Champions League match against Trinidad and Tobago side, W Connection, the Red Bulls draw 2-2 in the first leg at Manny Ramjohn Stadium in Marabella, Trinidad and Tobago. New York goes onto lose the second leg, 2-1, at Giants Stadium on Aug. 5.

Jugando en su primer partido de Liga de Campeones de la Concacaf ante el W Connection de Trinidad y Tobago, los Red Bulls empatan 2-2 en el partido de ida en el estadio Manny Ramjohn en Marabella, Trinidad y Tobago. Nueva York perdería el partido de vuelta, 2-1 en el Giants Stadium el 5 de agosto.

8/21/2009 Red Bulls Head Coach Juan Carlos Osorio resigns. The Red Bulls also announce assistant coach Richie Williams will serve as the interim coach for the remainder of the 2009 season.

El Director Técnico de Red Bulls Juan Carlos Osorio renuncia. Los Red Bulls también anuncia que el entrenador asistente Richie Williams lo reemplazará por el resto de la temporada 2009.

10/14/2009 The installation of the Kentucky Bluegrass field began at Red Bull Arena in Harrison, N.J.

Comienza la instalación del césped Kentucky Bluegrass en el Red Bull Arena, en Harrison, N.J.

10/24/2009 The Red Bulls play their last match at Giants Stadium in East Rutherford, NJ. In a fitting ending to a long history at Giants Stadium, the Red Bulls defeated Toronto FC; 5-0.

Los Red Bulls juegan su último partido en el Giants Stadium en East Rutherford, New Jersey. En un final adecuado a su larga historia en el Giants Stadium, los Red Bulls derrotan a Toronto FC 5-0.

10/27/2009 The final piece of sod is put into place at Red Bull Arena. On hand for the ceremony were Red Bull Managing Director Erik Stover, MLS Commissioner Don Garber, Red Bulls players, Juan Pablo Angel, Mike Petke, John Wolyniec and Interim Head Coach Richie Williams.

Se coloca el último panel de césped en el Red Bull Arena. Toman parte de la ceremonia el Managin Director de Red Bulls Erik Stover, el Comisionado de la MLS Don Garber, los jugadores de Red Bulls Juan Pablo Angel, Mike Petke, John Wolyniec y el entrenador interino Richie Williams.

12/7/2009 Dietmar Beiersdorfer, Head of Red Bull Global Soccer, named Erik Solér the General Manager and Sporting Director of Red Bull New York.

El Director de Fútbol Mundial de Red Bull Dietmar Beiersdorfer nombra a Erik Soler como General Manager y Sporting Director de New York Red Bull.

12/11/2009 Red Bull New York and the BIG EAST reach an agreement to host the Conference's finals at Red Bull Arena for three years beginning in fall 2010.

Red Bull New York y la BIG EAST llegan a un acuerdo para ser sede de las finales de la Conferencia en el Red Bull Arena durante tres años a partir del otoño del 2010.

2010

1/7/2010 Red Bulls announce Hans Backe as the team's new head coach. The Swede coached various European clubs including Djurgardens IF, Stabek, Hammarby IF, Osters IF and Panathinakos, and spent time on Sven Goran Eriksson's staff on the Mexican National Team.

Red Bulls anuncia que Hans Backe es el nuevo Director Técnico del equipo. El entrenador sueco ha dirigido varios clubes europeos, entre ellos Djurgardens IF, Stabek, Hammarby IF y Osters Panathinakos, siendo parte también del Cuerpo Técnico de Sven Goran Eriksson cuando estuvo al frente de la Selección Mexicana de Fútbol.

1/19/2010 Installation of the Panasonic HD video board at Red Bull Arena is completed. *Se completa la instalación de las pantallas de video HD Panasonic en Red Bull Arena.*

1/26/2010 Red Bull New York receives Temporary Certificate of Occupancy from Town of Harrison for Red Bull Arena. *Red Bull New York recibe el Certificado de Ocupación Temporal de la Ciudad de Harrison para el Red Bull Arena.*

2/22/2010 Red Bull Arena is selected to host the Finals of the Churchill Cup, an international rugby tournament. The Churchill Cup will be the first international non-soccer event to be staged at the 25,000-seat venue in Harrison, NJ. *Red Bull Arena es seleccionado para ser sede de la final de la Churchill Cup, un torneo internacional de rugby. Es el primer evento internacional sin ser de fútbol que tendrá lugar en el estadio de 25.000 asientos en Harrison, Nueva Jersey.*

3/5/2010 Red Bulls sign Estonian international Joel Lindpere. *Red Bulls contrata al internacional estoniano Joel Lindpere.*

3/16/2010 The New York Red Bulls reveal the club's "First XI", the best players in Red Bulls/MetroStars history, as voted on by the fans. The players chosen are goalkeeper Tim Howard, defenders Jeff Parke, Mike Petke, Eddie Pope, midfielders Youri Djorkaeff, Amado Guevara, Tab Ramos, Dave van den Bergh, and forwards Jozy Altidore, Juan Pablo Ángel, Clint Mathis. *New York Red Bulls da a conocer los Mejores Once de la Historia de MetroStars, según la votación de los aficionados. Los jugadores elegidos son el portero Tim Howard, los defensores Jeff Parke, Mike Petke y Eddie Pope; los mediocampistas Youri Djorkaeff, Amado Guevara, Tab Ramos y Dave van den Bergh y los delanteros Jozy Altidore, Juan Pablo Ángel y Clint Mathis.*

3/11/2010 Red Bulls acquire Toronto FC midfielder Carl Robinson in exchange for a fourth round pick in the 2011 MLS SuperDraft. On the same day, Red Bull New York signs USL stand-out goalkeeper, Greg Sutton. *Red Bulls adquiere al mediocampista del Toronto FC Carl Robinson, a cambio de una elección en la cuarta ronda en el SuperDraft de la MLS 2011. El mismo día Red Bull New York contrata al portero de la USL Greg Sutton.*

3/20/2010 New York opens Red Bull Arena with a 3-1 defeat of Brazil's Santos FC. The Grand Opening is seen by a capacity crowd of 25,000. *Nueva York abre el Red Bull Arena, con una victoria 3-1 sobre el Santos FC de Brasil. A la inauguración concurre una multitud de 25.000 espectadores.*

3/26/2010 The Red Bulls sign Juan Agudelo, the second Home Grown player produced by the club to join the first team. *Red Bulls contrata a Juan Agudelo, el segundo jugador desarrollado por el club que se une al primer equipo.*

3/27/2010 The Red Bulls dispatch the Chicago Fire 1-0 in the MLS season opener at Red Bull Arena, the first league match in the new stadium. *Red Bulls vence a Chicago Fire 1-0 en la apertura de la temporada de la MLS en el Red Bull Arena, siendo éste el primer partido de Liga en el nuevo estadio.*

3/30/2010 Assistant coach Richie Williams signs a contract extension with the New York Red Bulls after five years as an assistant coach in the organization. *Richie Williams firma una extensión de su contrato con los New York Red Bulls después de cinco años como entrenador asistente en la organización.*

4/9/2010 New York signs forward Salou Ibrahim, who last played for Danish side Vejle Boldklub.

New York contrata al delantero Salou Ibrahim, quien llega del club danés Vejle Boldklub.

4/3/2010 The Red Bulls defeat Seattle Sounders FC, 1-0, at Qwest Field, snapping a 26 match regular season road winless streak. The team's last regular season road victory came on May 10, 2008, a 2-1 victory over the Los Angeles Galaxy at the Home Depot Center. *Red Bulls derrota a Seattle Sounders FC 1-0, en el Qwest Field, cortando una racha de victorias de 26 partidos en temporada regular. El último triunfo del equipo en temporada regular como visitante había sido el 10 de mayo del 2008, cuando derrotó 2-1 al Galaxy de Los Angeles en el Home Depot Center.*

4/27/2010 Juan Agudelo becomes the first Red Bulls Academy product to feature for the first team, when he starts in the team's 2-1 U.S. Open Cup Victory over the Philadelphia Union at Red Bull Arena. *Juan Agudelo se convierte en el primer jugador de los Red Bulls producto de la Academia en llegar al primer equipo, siendo titular en la victoria 2-1 sobre Philadelphia Union, por la Copa Abierta de EE.UU. El partido se juega en el Red Bull Arena.*

5/20/2010 Defender Mike Petke appears in his 300th Major League Soccer match, becoming just the 11th outfield player in league history to do so. *El defensa Mike Petke juega su partido número 300 de la Major League Soccer, ocupando el lugar número 11 en la historia de la Liga en encuentros disputados.*

5/23/2010 Red Bull Arena hosts its first international friendly featuring a European club as the Red Bulls defeat Italian giants Juventus FC by a 3-1 score in front of 18,735 spectators. *Red Bull Arena es la sede de su primer amistoso internacional con un club europeo y los Red*

Bulls derrotan al poderoso club italiano Juventus FC por un marcador de 3-1 frente a 18.735 espectadores.

6/16/2010 Brazilian club Cruzeiro downs the Red Bulls 4-2 in an international friendly at Red Bull Arena. *El club brasileño Cruzeiro derrota a los Red Bulls por 4-2 en un amistoso en el Red Bull Arena.*

7/14/2010 The Red Bulls announce the signing of Designated Player and former Barcelona, Arsenal, Juventus and Monaco striker Thierry Henry. The former World Cup and European Championship winner joined as the club's third ever Designated Player. *Red Bulls anuncia la firma como Jugador Designado del ex Barcelona, Arsenal, Juventus y Mónaco, el delantero Thierry Henry. El ex Campeón del Mundo y Campeón de Europa llega al club como el tercer Jugador Designado del club.*

7/22/2010 The first ever Barclays New York Challenge kicks off with the Red Bulls hosting Premier League club Tottenham Hotspur FC. The game marks Thierry Henry's Red Bulls debut, and while the Frenchman opened the scoring, Spurs got two second half goals to take the game 2-1. *Se inicia la disputa de la Barclays New York Challenge con Red Bulls recibiendo al Tottenham Hotspur FC de la Premier League El juego marca el debut de Thierry Henry con Red Bulls, quien consigue la apertura del marcador. Los 'Spurs' marcan dos goles en el segundo tiempo para llevarse la victoria 2-1.*

7/23/2010 The Barclays New York Challenge continues as Portuguese club Sporting Clube de Portugal upend England's Manchester City FC by a 2-0 score. *Continúa la disputa de la Barclays New York Challenge con la victoria del club portugués Sporting sobre el inglés Manchester City FC por un marcador de 2-0.*

7/25/2010 The Barclays New York Challenge concludes with a doubleheader at Red Bull Arena. In the first match, Tottenham and Sporting battle to a 2-2 draw, and in the final match of the showcase, the Red Bulls knock off Manchester City 2-1. In total, over 50,000 fans pack Red Bull Arena during the three day tournament, which is won by Sporting.

La Barclays New York Challenge finaliza con una doble cartelera en el Red Bull Arena. En el primer partido, la batalla entre Tottenham y Sporting finaliza con un empate 2-2 y en el último encuentro del calendario los Red Bulls derrotan al Manchester City 2-1. En total, más de 50.000 aficionados asistieron al Red Bull Arena durante el torneo de tres días, que gana Sporting.

7/30/2010 Club waives John Wolyniec.
El Club deja libre a John Wolyniec.

7/31/2010 Thierry Henry makes his Red Bulls regular season debut, and assists on both Red Bulls goals as the club draws, 2-2, at Houston. *Thierry Henry hace su debut con Red Bulls en la temporada regular brindando las asistencias en los dos goles del equipo en el empate 2-2 en Houston.*

8/2/2010 New York announces the signing of its fourth ever Designated Player, Mexican captain Rafa Márquez. Márquez joined the Red Bulls after a successful stint with Barcelona, where he became the first ever Mexican-born player to win the UEFA Champions League. *New York anuncia la firma del cuarto Jugador Designado, el capitán mexicano Rafa Márquez. Se une a los Red Bulls después de una temporada exitosa con el Barcelona, donde se convirtió en el primer jugador mexicano en ganar la UEFA Champions League.*

8/8/2010 Márquez makes his Red Bulls debut, in a historic match for Major League Soccer, as a record five Designated Players play in the match, as the Fire's Freddie Ljungberg and Nery Castillo join Henry, Márquez and Juan Pablo Ángel on the pitch. The Red Bulls and Fire play to a 0-0 draw.

Márquez hace su debut con Red Bulls en un partido histórico para la Major League Soccer, con un récord de cinco jugadores designados en el terreno de juego ante Chicago con Freddie Ljungberg y Nery Castillo frente a Henry, Márquez y Juan Pablo Ángel. Red Bulls y el Fire empatan 0 – 0.

8/14/2010 Red Bull Arena sees its first sell out for a Major League Soccer match when the Red Bulls host to Los Angeles Galaxy. The Galaxy down New York 1-0. *Se registra la primera venta total de localidades para un partido de la Major League Soccer en el Red Bull Arena, cuando Red Bulls recibe al Galaxy de Los Angeles. Galaxy vence a New York 1-0.*

8/21/2010 Márquez scores his first goal for the club in a 4-1 victory at Toronto FC. Márquez's wonder strike is named the MLS Goal of the Week. *Márquez convierte su primer gol para el club en la victoria 4-1 ante Toronto FC. El gol gana el premio al Gol de la Semana de la MLS.*

8/28/2010 Thierry Henry notches his first MLS goal as he provides the insurance goal in a 2-0 home victory over the San Jose Earthquakes. *Thierry Henry anota su primer gol en la MLS, en la victoria como local 2 – 0 sobre San Jose Earthquakes.*

9/1/2010 Defender Mike Petke announces his retirement from professional soccer effective at the end of the season. Petke finishes his career the franchise leader in games played, games started, and minutes played. *El defensa Mike Petke anuncia su retiro del fútbol profesional efectiva al final de la temporada. Termina su carrera como líder de la franquicia en partidos jugados, partidos jugados como titular y minutos jugados.*

9/9/2010 Forward John Wolyniec announces his retirement from professional soccer, ranking fifth on the club's all-time goal scoring list, and second on the team's games played list.

El delantero John Wolyniec anuncia su retiro del fútbol profesional, ocupando el quinto puesto en la lista de goleadores del club en todos los tiempos y segundo en partidos jugados.

9/14/2010 Red Bulls acquire midfielder Mehdi Ballouchy from the Colorado Rapids in exchange for forward Macoumba Kandji. Additionally, midfielder Seth Stammer announces his retirement from professional soccer effective at the end of the season. Stammer finishes his career third on the team's all-time games played and starts list.

Red Bulls adquieren al mediocampista Mehdi Ballouchy de Colorado Rapids a cambio del delantero Macoumba Kandji. Además, el mediocampista Seth Stammer anuncia su retiro del fútbol profesional efectiva al final de la temporada. Stammer termina su carrera en el tercer lugar en la lista de partidos jugados con el equipo como titular.

9/15/2010 Red Bulls acquire defender Carey Talley from D.C. United in exchange for a conditional second round draft selection in the 2011 MLS SuperDraft. *Red Bulls adquiere al defensa Carey Talley del DC United a cambio de una elección condicional en la segunda ronda del SuperDraft 2011 de la MLS.*

10/2/2010 With a 1-0 victory over the Kansas City Wizards at Red Bull Arena, the Red Bulls clinch a playoff spot in the 2010 MLS Cup Playoffs. The shutout was goalkeeper Bouna Coundoul's 10th of the season, breaking Tony Meola's previous franchise record for a single season. Coundoul finished the season with 11 shutouts. *Con una victoria de 1-0 sobre los Wizards de Kansas City en el Red Bull Arena, Red Bulls consigue su clasificación para los playoffs de la temporada 2010 de la MLS. El portero Bouna Coundoul totaliza 11 blanqueadas, rompiendo el récord de la franquicia de Tony Meola de 10 para una sola temporada.*

10/21/2010 The Red Bulls clinch home field advantage throughout the playoffs with a 2-0 victory over the New England Revolution in the final regular season match of the year. It marks only the second time in club history that the team finished the regular season with the best record in the Eastern Conference. *Red Bulls asegura su ventaja para jugar como local su primer partido de playoffs, cerrando la temporada regular con una victoria sobre New England Revolution 2-0. Esto marca la segunda vez en la historia del club que el equipo termina la temporada regular con el mejor récord de la Conferencia del Este.*

11/4/2010 The 2010 season comes to a close as the Red Bulls are eliminated from the MLS Cup Playoffs by the San Jose Earthquakes in the Eastern Conference Semifinals. After winning the first leg in San Jose by a 1-0 score, the Red Bulls dropped the home leg 3-1 to fall in the series 3-2 on aggregate.

La temporada 2010 llega a su fin cuando los Red Bulls son eliminados de los playoffs por San Jose Earthquakes en las semifinales de la Conferencia Este. Después de ganar el partido de ida en San José por un marcador 1-0, los Red Bulls caen en el partido de vuelta 3-1 para finalizar la serie 2-3 en el global.

11/08/2010 Red Bull Seth Stammer is named MLS W.O.R.K.S Humanitarian of the Year for philanthropic work following the devastating earthquake in Haiti. *Seth Stammer de Red Bull recibe el Premio MLS WORKS Humanitarian of the Year, por su trabajo filantrópico luego del devastador terremoto en Haití.*

11/11/2010 Red Bull rookies Tim Ream and Juan Agudelo received calls to join the US Men's National Team in a friendly against South Africa on November 17 in Cape Town. This was the first call-up to the USMNT for both Ream and Agudelo. *Los novatos Tim Ream y Juan Agudelo reciben sus respectivas convocatorias a la Selección*

Nacional de los Estados Unidos para jugar un partido amistoso en Ciudad del Cabo, Sudáfrica, el 17 de noviembre. Este partido marcó su debut con la Selección nacional para ambos jugadores.

11/15/2010 Juan Agudelo become the youngest player to score for the U.S. National Team in the team's 1-0 victory over South Africa. This was also the US Men's National Team debut for Agudelo and teammate Tim Ream.

Juan Agudelo se convierte en el jugador más joven en marcar un gol para la Selección Nacional de EE.UU. en la victoria 1-0 sobre Sudáfrica. Este fue también el debut en la Selección Nacional de EE.UU. de Agudelo y su compañero de equipo Tim Ream.

11/22/2010 The Red Bulls acquired a 2011 third round draft pick in exchange for midfielder/defender Jeremy Hall from the Portland Timbers. Los Red Bulls adquieren una elección en la tercera ronda del Draft a cambio del volante/defensa Jeremy Hall quien pasa a Portland Timbers.

2011

1/13/2011 The Red Bulls select four players in the 2011 MLS SuperDraft; Penn State University forward Corey Hertzog, English midfielder John Rooney, North Carolina State defender Tyler Lassiter, and University of Maryland midfielder Billy Cortes. Red Bulls selecciona cuatro jugadores en el SuperDraft de la MLS 2011, el delantero de la Penn State University Corey Hertzog, el mediocampista inglés John Rooney, el defensa de la North Carolina State University Tyler Lassiter y el mediocampista de la University of Maryland Billy Cortés.

1/17/2011 Jan Halvor Halvorsen joins coaching staff as Assistant Coach. Jan Halvor Halvorsen se une a cuerpo técnico como asistente del entrenador.

1/24/2011 Red Bulls sign Norwegian International Jan Gunnar Solli. Red Bulls contrata al internacional noruego Jan Gunnar Solli.

1/25/2011 The Red Bulls sign their third player from the Red Bulls Academy, midfielder Matt Kassel. Kassel played three years at the University of Maryland, where he was part of the 2008 National Championship team. Red Bulls firma su tercer jugador de la Academia Red Bull, el mediocampista Matt Kassel quien jugó tres años en la Universidad de Maryland, donde fue parte del equipo que ganó el Campeonato Nacional 2008.

1/28/2011 Red Bulls sign English forward Luke Rodgers. Red Bulls contrata al delantero Inglés Luke Rodgers.

1/31/2011 The club makes its fourth Academy signing, inking defender Sacir Hot. In 2010, Hot made his first appearance for the United States Under-20 National Team. El club contrata al cuarto jugador producto de la Academia, Sacir Hot. En el 2010, el defensa jugó por primera vez con la Selección Nacional Sub 20 de los Estados Unidos.

2/1/2011 Red Bull Arena is announced as the venue for the 2011 AT&T MLS All-Star Game. It is to be the third time the match is played in the New York Metropolitan area. Red Bull Arena es anunciado como la sede para el Partido de las Estrellas de la MLS 2011 presentado por AT&T. Es la tercera vez que se lleva a cabo en el Área metropolitana de Nueva York.

3/9/2011 Former Tottenham midfielder Teemu Tainio is officially signed by the team. On the

same day, the team signs defender Stephen Keel. El ex centrocampista del Tottenham Teemu Tainio es contratado oficialmente por el equipo. Ese mismo día, se firma al defensor Stephen Keel.

3/19/2011 Juan Agudelo scores his first career goal as the Red Bulls defeat Seattle Sounders FC 1-0 to open the 2011 season. Juan Agudelo anota el primer gol en su carrera con Red Bulls en la derrota de Seattle Sounders FC 1-0 en la apertura de la temporada 2011.

3/28/2011 English giants Manchester United are officially announced as MLS' opponent for the 2011 AT&T MLS All-Star Game to be played at Red Bull Arena in July. It is the second straight season that Manchester United will take part in the event. Se anuncia oficialmente al gigante inglés Manchester United como el rival para el Partido de las Estrellas de la MLS 2011 presentado por AT&T que se jugará en el Red Bull Arena en julio. Es la segunda vez consecutiva en la que el Manchester United tomará parte en el evento.

3/31/2011 The Red Bulls and MSG Networks sign a multi-year telecast rights extension. Los Red Bulls y MSG Networks firman un acuerdo multi-anual de extensión de los derechos de transmisiones.

4/1/2011 New York acquires four-time MLS Cup Champion Dwayne De Rosario from Toronto FC in exchange for Danleigh Borman, Tony Tchani and New York's 2012 first round MLS SuperDraft selection. Nueva York adquiere al cuatro veces Campeón de la Copa MLS Dwayne De Rosario del Toronto FC a cambio de Danleigh Borman, Tony Tchani y una primera elección en el Super Draft de la MLS 2012.

4/28/2011 The Red Bulls are announced as part of the four-team field of the 2011 Emirates Cup in London, England. New York is to join Paris Saint-Germain, Boca Juniors and host Arsenal at the annual showcase tournament.

Los Red Bulls anuncian que serán parte del torneo de cuatro equipos denominado Copa Emiratos 2011 a disputarse en Londres, Inglaterra. Además de Nueva York intervienen Paris Saint-Germain, Boca Juniors y Arsenal en el cuadrangular que se disputa anualmente.

5/23/2011 Five Red Bulls are called into their respective national teams for participation in the June 2011 CONCACAF Gold Cup. Juan Agudelo and Tim Ream (USA), Rafa Márquez (Mexico), Dane Richards (Jamaica), and Dwayne De Rosario (Canada) were all selected by their national team squads.

Cinco jugadores de Red Bulls son designados por sus respectivos equipos nacionales para participar en la Copa de Oro de la CONCACAF a disputarse en el mes de junio. Juan Agudelo y Tim Ream (EE.UU.), Rafa Márquez (México), Dane Richards (Jamaica) y Dwayne De Rosario (Canadá) fueron los seleccionados.

6/2/2011 Head Coach Hans Backe is named as the man who will lead the 2011 MLS All-Star Team against Manchester United in the All-Star Game at Red Bull Arena. El Director Técnico Hans Backe es nombrado para dirigir al equipo de las Estrellas en el Partido de las Estrellas de la MLS 2011 contra el Manchester United en Red Bull Arena.

6/10/2011 The club names longtime NBA executive Chris Heck as President, Business Operations. El veterano ejecutivo de la NBA Chris Heck es nombrado Presidente de Operaciones.

6/27/2011 The team acquires midfielder Dax McCarty from D.C. United in exchange for Dwayne De Rosario. El equipo adquiere el centrocampista Dax McCarty del DC United a cambio de Dwayne De Rosario.

7/10/2011 Team captain Thierry Henry, defender Tim Ream and defender Rafa Márquez are named to the MLS All-Star First XI. The First

XI is determined by fan voting.

El capitán del equipo Thierry Henry, y los defensas Tim Ream y Rafa Márquez son nombrados para integrar el once inicial para el Partido de las Estrellas de la MLS según determinó la votación de los aficionados.

7/13/2011 The Red Bulls announce the signing of goalkeeper Frank Rost as a Designated Player. Rost, 38, joins the club after a successful playing career in the German Bundesliga with Werder Bremen, Schalke and Hamburg.

Los Red Bulls anuncian la firma del portero Frank Rost como Jugador Designado. Rost, de 38 años, se une al club luego de una carrera de gran éxito en la Bundesliga alemana con el Werder Bremen, Schalke y Hamburgo.

7/16/2011 Juan Agudelo is named by MLS Commissioner Don Garber to the 2011 MLS All-Star Team as one of his Commissioner's Picks.

Juan Agudelo es nombrado por el Comisionado de la MLS Don Garber, como una de sus selecciones para el Partido de las Estrellas de la MLS 2011.

7/27/2011 Manchester United defeats the MLS All-Star Team 4-0 in the 2011 AT&T MLS All-Star Game in front of a sold out crowd at Red Bull Arena. Thierry Henry, Tim Ream and Juan Agudelo all appear in the match.

Manchester United derrota al Equipo de las Estrellas de la MLS 4-0 en el Partido de las Estrellas de la MLS 2011 presentado por AT & T frente de una multitud que agotó las localidades en Red Bull Arena. Thierry Henry, Tim Ream y Juan Agudelo intervienen en el partido.

7/30/2011 The Red Bulls kick off their participation in the Emirates Cup by defeating French side Paris Saint-Germain 1-0. Joel Lindpere scored the only goal of the match.

Los Red Bulls comienzan su participación en la Copa Emiratos derrotando al Paris Saint-Germain de Francia 1-0. Joel Lindpere marcó el único gol del partido.

7/31/2011 The Red Bulls make history by becoming the first American side to win the Emirates Cup after earning a 1-1 draw with Thierry Henry's former club, host Arsenal.

Los Red Bulls hacen historia al convertirse en el primer equipo estadounidense en ganar la Copa Emiratos después de obtener un empate 1-1 con el ex equipo de Thierry Henry, el anfitrión Arsenal.

8/25/2011 The Red Bulls vs. Los Angeles Galaxy match originally scheduled for Aug. 28 is postponed until Oct. 4 because of inclement weather caused by Hurricane Irene.

El partido entre Red Bulls vs Los Angeles Galaxy originalmente marcado para el 28 de agosto se pospone hasta el 4 de octubre, debido a las inclemencias del clima a consecuencia del huracán Irene.

10/4/2011 New York knocks off the Los Angeles Galaxy, 2-0, in front of a sold out crowd in the rescheduled showdown between the two teams.

Nueva York da cuenta de Los Angeles Galaxy 2-0 con lleno total en el enfrentamiento entre ambos equipos reprogramado para esa fecha.

10/20/2011 The Red Bulls clinch a playoff berth by defeating the Philadelphia Union by a 1-0 score at Red Bull Arena.

Los Red Bulls aseguran su presencia en los playoffs al derrotar a Philadelphia 1-0 en el Red Bull Arena.

10/26/2011 Goals by Joel Lindpere and Thierry Henry help the Red Bulls advance to the Conference Semifinals with a 2-0 victory over FC Dallas in the Wild Card Round of the MLS Cup Playoffs.

Los goles de Joel Lindpere y Thierry Henry ayudan para el avance de los Red Bulls a las Semifinales de la Conferencia con una victoria 2-0 sobre el FC Dallas en la ronda de comodines de los Playoffs de la Copa MLS.

10/30/2011 The Red Bulls fall in the first leg of the Conference Semifinals to the Los Angeles Galaxy by a 1-0 score at Red Bull Arena.

Los Red Bulls caen en el partido de ida de las Semifinales de Conferencia ante Los Angeles Galaxy por un marcador 1-0 en el Red Bull Arena.

11/3/2011 The 2011 season comes to an end as the Red Bulls are eliminated by the Los Angeles Galaxy in the Conference Semifinals, 2-1 on the night and 3-1 on aggregate.

La temporada 2011 llega a su fin para los Red Bulls que son eliminados por Los Angeles Galaxy en las Semifinales de la Conferencia, 2-1 en ese partido con un marcador global de 3-1.

11/10/2011 Thierry Henry is named as an MLS Best XI selection in his first full MLS season.

2011 Thierry Henry es nombrado en el equipo de los Mejores Once de la MLS en su primera temporada completa en la Liga.

NEW YORK RED BULLS
SEASON-BY-SEASON
SUMMARIES

1996-2011

1996

1996 NEW YORK SEASON SUMMARY

DATE	OPPONENT	RESULT	SCORE	ATT.	W-L-T	POS.	PTS.
Apr 13, 1996	at Los Angeles	L	1-2	69,255	0-1-0	T3	0
Apr 20, 1996	New England	L	0-1	46,826	0-2-0	T4	0
Apr 27, 1996	Columbus	L	0-2	26,416	0-3-0	T4	0
May 4, 1996	Tampa Bay	W	4-3	38,621	1-3-0	5	1
May 12, 1996	at D.C. United	W	2-1	14,722	2-3-0	5	2
May 16, 1996	Colorado	W	3-0	14,121	3-3-0	4	5
May 19, 1996	at New England	L	0-2	20,131	3-4-0	5	5
May 22, 1996	at Kansas City	L	1-2	8,916	3-5-0	5	5
May 30, 1996	D.C. United	L	1-2	25,322	3-6-0	5	5
Jun 2, 1996	at Dallas	W	1-0	10,610	4-6-0	T4	8
Jun 9, 1996	Los Angeles	L	0-4	53,250	4-7-0	T4	8
Jun 16, 1996	San Jose	L	0-1	18,404	4-8-0	5	8
Jun 19, 1996	Dallas	W	1-0	14,322	5-8-0	T3	9
Jun 26, 1996	Kansas City	W	2-0	16,103	6-8-0	3	12
Jun 30, 1996	at Columbus	W	4-0	17,261	7-8-0	3	15
Jul 4, 1996	at Colorado	L	1-2	20,117	7-9-0	3	15
Jul 10, 1996	Dallas	W	3-2	17,416	8-9-0	3	18
Jul 21, 1996	at Los Angeles	L	0-3	17,137	8-10-0	3	18
Jul 24, 1996	at San Jose	W	1-0	15,096	9-10-0	3	21
Jul 28, 1996	San Jose	W	4-1	21,212	10-10-0	3	24
Aug 3, 1996	at New England	L	1-2	20,162	10-11-0	3	24
Aug 11, 1996	at Colorado	W	2-0	8,880	11-11-0	3	27
Aug 14, 1996	New England	W	4-0	20,711	12-11-0	2	30
Aug 17, 1996	at Tampa Bay	L	1-3	11,778	12-12-0	2	30
Aug 21, 1996	D.C. United	L	2-3	20,416	12-13-0	3	30
Sep 1, 1996	at Kansas City	L	2-3	11,139	12-14-0	3	30
Sep 4, 1996	Tampa Bay	L	0-2	16,102	12-15-0	T3	30
Sep 6, 1996	at D.C. United	W	2-1	8,053	13-15-0	3	33
Sep 10, 1996	Los Angeles	W	3-1	19,111	14-15-0	3	36
Sep 15, 1996	at Columbus	L	0-2	31,550	14-16-0	3	36
Sep 18, 1996	Columbus	W	1-0	14,007	15-16-0	3	39
Sep 21, 1996	at Tampa Bay	L	1-4	11,145	15-17-0	3	39

1996

1996 NEW YORK FINAL STATISTICS (15-17-0, 39 PTS.)

UNF	POS	PLAYER	GP	GS	MIN	G	A	SHT	SOG	FC	FS	OFF	CK	C	E
17	F	Giovanni Savarese	26	15	1,576	13	1	49	32	27	22	38	0	1	0
11	F	Antony De Avila	8	7	650	6	2	20	13	19	9	6	0	1	0
22	F	A.J. Wood	21	13	1,136	5	2	34	22	17	25	4	0	0	0
19	F	Miles Joseph	24	23	1,927	4	4	27	19	26	28	7	7	3	0
23	F	Rob Johnson	18	12	1,136	4	3	34	16	27	17	9	0	2	0
10	M	Tab Ramos	25	25	2,158	3	10	44	20	28	75	11	77	11	1
7	M	Roberto Donadoni	17	17	1,530	3	8	34	13	10	37	1	43	1	0
5	D	Nicola Caricola	26	26	2,193	2	0	17	8	38	19	4	0	6	1
15	D	Rhett Harty	31	31	2,662	1	1	10	3	55	26	1	0	7	0
4	M	Ian Hennessey	8	4	311	1	1	3	1	4	5	1	0	0	0
14	M	Chris Unger	16	12	1,029	1	1	8	2	7	12	3	0	0	0
9	D	Peter Vermes	30	30	2,700	1	1	40	16	59	40	5	12	8	0
11	F	Ruben Hernandez	10	9	836	0	3	34	16	5	14	13	11	0	0
13	M	Manny Lagos	6	6	483	0	2	6	4	4	3	1	0	0	0
21	M	Nidal Baba	3	1	190	0	1	5	2	3	6	0	10	1	0
8	M	Edmundo Rodriguez	11	5	473	0	1	10	4	11	3	6	0	0	0
6	M	Damian Silvera	15	8	804	0	1	5	2	10	12	3	6	2	0
20	M	Petter Villegas	3	2	165	0	1	0	0	2	5	1	0	0	0
13	M	Danny Barber	1	1	90	0	0	0	0	1	1	0	1	0	0
25	M	Chris Brauchle	5	3	323	0	0	0	0	0	5	1	0	0	0
16	D	Cristian da Silva	20	12	1,158	0	0	13	1	17	16	0	3	3	1
12	D	Ted Gillen	15	9	819	0	0	6	1	4	10	1	0	0	0
4	D	Ken Hesse	1	1	90	0	0	0	0	0	0	0	0	0	0
8	M	Mirsad Huseinovic	1	1	45	0	0	0	0	0	0	1	0	0	0
21	M	Louis Ken-Kwofie	1	1	90	0	0	1	0	0	3	1	0	0	0
3	D	Matt Knowles	21	16	1,589	0	0	8	2	19	16	0	0	5	0
14	M	Mickey Kydes	11	7	556	0	0	8	5	6	6	0	0	3	0
29	M	Stan Lembryk	1	0	9	0	0	0	0	0	0	0	0	0	0
29	M	Brent Longenecker	2	0	19	0	0	0	0	0	0	0	0	0	0
1	GK	Tony Meola	29	29	2,610	0	0	0	0	0	3	0	0	1	0
21	M	Martin Munnelly	1	0	23	0	0	0	0	0	1	0	0	0	0
28	M	Omid Namazi	1	0	12	0	0	0	0	0	0	0	0	0	0
20	D/M	Andrew Restrepo	5	4	343	0	0	0	0	10	6	0	0	1	0
20	M	Travis Rinker	3	0	31	0	0	0	0	0	1	0	2	0	0
18	GK	Zach Thornton	3	3	270	0	0	0	0	1	0	0	0	0	0
2	D	Jeff Zaun	21	19	1,584	0	0	3	1	20	26	0	0	5	0
OWN-GOALS RECEIVED			1												
TEAM TOTALS			32	32	2,880	45	43	419	203	430	452	118	172	61	4
OPPONENT TOTALS			32	32	2,880	47	45	443	205	460	423	105	149	48	4

NEW YORK INDIVIDUAL GOALKEEPING

UNF	POS	GOALKEEPER	GP	GS	MIN	SHTS	SV	GA	GAA	PG	PA	W	L	T	SO
1	GK	Tony Meola	29	29	2,610	188	142	38	1.31	3	4	14	15	0	9
18	GK	Zach Thornton	3	3	270	17	8	9	3.00	1	1	1	2	0	0
TEAM TOTALS			32	32	2,880	205	150	47	1.47	4	5	15	17	0	9
OPPONENT TOTALS			32	32	2,880	203	138	45	1.41	2	3	17	15	0	9

* = Played with other teams in 1996.
Only New York statistics listed here.

1997

1997 NEW YORK SEASON SUMMARY

DATE	OPPONENT	RESULT	SCORE	ATT.	W-L-T	POS.	PTS.
Mar 22, 1997	at San Jose	L	0-1	23,501	0-1-0	T1	0
Mar 29, 1997	at Tampa Bay	L	1-2	15,239	0-2-0	5	0
Apr 5, 1997	at D.C. United	L	1-2	28,749	0-3-0	5	0
Apr 12, 1997	New England	W	3-1	20,328	1-3-0	T3	3
Apr 19, 1997	D.C. United	L	1-2	26,322	1-4-0	T4	3
Apr 26, 1997	Columbus	W	2-1	18,107	2-4-0	4	6
May 4, 1997	Los Angeles	W	1-0	20,624	3-4-0	5	7
May 9, 1997	San Jose	L	0-1	14,724	3-5-0	5	7
May 11, 1997	at Columbus	L	0-3	14,701	3-6-0	5	7
May 18, 1997	Kansas City	W	1-0	12,524	4-6-0	5	10
May 25, 1997	Tampa Bay	W	3-2	15,610	5-6-0	T4	13
May 30, 1997	at New England	L	1-3	15,849	5-7-0	T4	13
Jun 13, 1997	Colorado	L	1-3	20,112	5-8-0	5	13
Jun 15, 1997	at Dallas	L	1-3	10,897	5-9-0	5	13
Jun 21, 1997	at Columbus	L	1-2	17,190	5-10-0	5	13
Jul 4, 1997	at Tampa Bay	L	0-1	18,070	5-11-0	5	13
Jul 13, 1997	Colorado	W	4-1	14,484	6-11-0	5	16
Jul 20, 1997	Los Angeles	L	0-4	19,624	6-12-0	5	16
Jul 27, 1997	D.C. United	W	2-1	20,104	7-12-0	5	19
Aug 3, 1997	Tampa Bay	L	2-3	15,650	7-13-0	5	19
Aug 15, 1997	at Colorado	L	0-2	7,225	7-14-0	5	19
Aug 17, 1997	at Kansas City	L	3-4	9,278	7-15-0	5	19
Aug 23, 1997	at Dallas	W	2-1	9,092	8-15-0	5	22
Aug 29, 1997	San Jose	W	3-0	14,511	9-15-0	5	25
Sep 4, 1997	at Los Angeles	W	3-1	7,232	10-15-0	T4	28
Sep 6, 1997	at San Jose	L	0-4	14,020	10-16-0	T4	28
Sep 9, 1997	New England	W	3-1	10,510	11-16-0	4	31
Sep 12, 1997	at Kansas City	W	1-0	8,761	12-16-0	T3	32
Sep 16, 1997	Dallas	L	0-1	11,484	12-17-0	4	32
Sep 20, 1997	at New England	L	2-3	36,273	12-18-0	5	32
Sep 25, 1997	Columbus	L	0-1	15,570	12-19-0	5	32
Sep 28, 1997	at D.C. United	W	3-1	9,686	13-19-0	5	35

1997

1997 NEW YORK FINAL STATISTICS (13-19-0, 35 PTS.)

UNF	POS	PLAYER	GP	GS	MIN	G	A	SHT	SOG	FC	FS	OFF	CK	C	E
17	F	Giovanni Savarese	29	23	2,069	14	4	49	27	53	53	29	0	4	0
11	F	Antony De Avila	23	21	1,916	9	9	66	35	36	29	28	2	6	0
6	M	Mike Sorber	22	22	1,889	4	0	21	7	29	28	2	1	1	0
7	M	Roberto Donadoni	32	31	2,699	3	9	50	15	26	94	2	90	1	0
12	F	Shaun Bartlett (TOT)	23	15	1,451	3	2	35	18	23	15	4	2	1	0
12	F	Shaun Bartlett (NY)	13	10	873	2	0	24	12	13	13	4	1	0	0
19	F	Miles Joseph	29	15	1,745	2	10	29	15	29	29	9	3	0	0
10	M	Tab Ramos	13	13	1,006	2	4	12	4	5	20	7	17	5	0
3	D	Mark Semoli (TOT)	29	28	2,381	2	1	12	4	43	39	3	0	7	0
3	D	Mark Semoli (NY)	17	17	1,388	2	1	9	3	29	23	0	0	6	0
8	F	*A.J. Wood	13	5	559	2	1	18	9	5	15	4	0	2	0
20	M	Brian Kelly	21	14	1,354	1	4	23	9	17	26	9	4	0	0
8	D	Brian Bliss (TOT)	28	24	2,047	1	2	13	1	38	27	3	5	2	0
8	D	Brian Bliss (NY)	16	14	1,200	0	2	6	0	19	15	2	0	1	0
4	D	Branco	11	11	895	1	2	8	6	18	13	0	0	3	3
9	M	Manny Lagos	15	15	1,216	0	2	11	6	14	31	2	1	1	0
14	M	Braeden Cloutier	17	10	922	0	1	11	5	11	26	1	0	1	0
16	D	Cristian da Silva	14	6	592	0	1	7	1	13	8	0	1	1	0
26	F	Gerson Echeverry	1	1	74	0	1	1	0	2	1	1	0	0	0
15	D	Rhett Harty	26	26	2,279	0	1	10	6	36	13	0	0	4	0
24	D	Andrew Lewis	19	15	1,421	0	1	0	0	9	9	0	0	1	0
12	M	Guido	9	9	792	0	1	7	1	17	10	2	0	2	0
27	D	John DeBrito	8	8	568	0	0	4	3	11	3	1	0	0	0
5	D	Ezra Hendrickson	8	4	463	0	0	5	2	5	5	0	0	1	0
23	F	Rob Johnson	2	0	29	0	0	0	0	2	1	0	0	0	0
3	D	Matt Knowles	4	2	173	0	0	1	1	2	3	0	0	1	0
4	D	Joao Luiz	7	7	585	0	0	1	1	14	8	0	0	0	0
1	GK	Tony Meola	30	30	2,700	0	0	0	0	1	6	0	0	3	0
25	M	Carlos Parra	4	3	273	0	0	3	2	4	4	0	0	1	0
23	D	Marco Rizi	1	0	33	0	0	1	0	1	0	0	0	0	0
18	GK	Zach Thornton	3	2	197	0	0	0	0	0	0	0	0	0	0
2	D	Jeff Zaun	10	6	623	0	0	3	1	7	6	1	0	3	0
21	M	Kerry Zavagnin	21	12	1,089	0	0	8	3	12	11	1	1	2	0
		OWN-GOALS RECEIVED		1											
		TEAM TOTALS	32	32	2,880	43	54	388	174	440	503	105	121	50	2
		OPPONENT TOTALS	32	32	2,880	53	68	477	222	503	440	138	159	48	5

NEW YORK INDIVIDUAL GOALKEEPING

UNF	POS	GOALKEEPER	GP	GS	MIN	SHTS	SV	GA	GAA	PG	PA	W	L	T	SO
1	GK	Tony Meola	30	30	2,683	204	149	48	1.61	4	6	12	18	0	5
18	GK	Zach Thornton	3	2	197	18	12	5	2.28	2	2	1	1	0	0
		TEAM TOTALS	32	32	2,880	222	161	53	1.66	6	8	13	19	0	5
		OPPONENT TOTALS	32	32	2,880	174	119	43	1.34	1	4	19	13	0	11

1998

1998 NEW YORK SEASON SUMMARY

DATE	OPPONENT	RESULT	SCORE	ATT.	W-L-T	POS.	PTS.
Mar 28, 1998	at Los Angeles	L	2-3	11,921	0-1-0	T4	0
Apr 4, 1998	at Kansas City	L	0-2	10,299	0-2-0	T4	0
Apr 11, 1998	Los Angeles	L	2-3	29,380	0-3-0	T5	0
Apr 17, 1998	at Chicago	W	1-0	24,661	1-3-0	T4	3
Apr 25, 1998	San Jose	W	4-3	17,380	2-3-0	3	6
May 3, 1998	at Tampa Bay	W	1-0	6,142	3-3-0	3	9
May 6, 1998	Dallas	L	0-1	10,300	3-4-0	3	9
May 9, 1998	at D.C. United	L	0-2	17,027	3-5-0	4	9
May 16, 1998	D.C. United	W	4-3	15,322	4-5-0	3	12
May 23, 1998	Miami	W	4-2	56,404	5-5-0	3	15
May 31, 1998	at New England	W	2-1	18,692	6-5-0	3	16
Jun 3, 1998	Tampa Bay	L	1-2	8,826	6-6-0	3	16
Jun 7, 1998	at Miami	W	2-1	9,073	7-6-0	3	19
Jun 13, 1998	Miami	W	3-1	15,215	8-6-0	2	22
Jun 20, 1998	at Columbus	L	1-2	11,301	8-7-0	3	22
Jun 24, 1998	New England	W	5-3	10,310	9-7-0	2	25
Jul 4, 1998	at Colorado	L	0-1	46,722	9-8-0	2	25
Jul 11, 1998	Tampa Bay	L	1-2	14,322	9-9-0	3	25
Jul 19, 1998	Columbus	W	3-0	13,826	10-9-0	2	28
Jul 25, 1998	Chicago	W	3-2	15,130	11-9-0	2	31
Jul 29, 1998	Kansas City	W	3-2	10,624	12-9-0	2	32
Aug 9, 1998	at San Jose	L	1-5	9,102	12-10-0	2	32
Aug 12, 1998	Columbus	W	3-1	12,117	13-10-0	2	35
Aug 15, 1998	at Miami	L	1-3	10,271	13-11-0	2	35
Aug 18, 1998	Colorado	W	4-1	10,217	14-11-0	2	38
Aug 22, 1998	at D.C. United	L	1-2	16,729	14-12-0	2	38
Aug 29, 1998	at Dallas	L	0-2	11,235	14-13-0	3	38
Sep 2, 1998	New England	L	0-2	10,826	14-14-0	3	38
Sep 6, 1998	at Columbus	L	3-4	13,598	14-15-0	3	38
Sep 13, 1998	at Tampa Bay	L	1-2	27,957	14-16-0	3	38
Sep 16, 1998	D.C. United	L	0-5	14,117	14-17-0	3	38
Sep 26, 1998	at New England	W	1-0	24,763	15-17-0	3	39

1998

1998 NEW YORK FINAL STATISTICS (15-17-0, 39 PTS.)

UNF	POS	PLAYER	GP	GS	MIN	G	A	SHT	SOG	FC	FS	OFF	CK	C	E
17	F	Giovanni Savarese	30	25	2,163	14	7	61	37	48	44	23	2	3	0
29	F	Eduardo Hurtado (TOT)	29	28	2,526	11	15	101	48	64	67	26	0	6	0
29	F	Eduardo Hurtado (NY)	27	26	2,351	10	14	97	45	59	64	22	0	6	0
13	M	Jim Rooney	28	23	2,040	8	5	68	28	34	21	4	24	3	2
20	M	Brian Kelly	29	26	2,160	6	3	48	18	18	34	16	6	2	0
8	F	Paul Dougherty	16	12	1,050	3	9	31	12	16	24	1	5	0	0
4	D	Diego Sonora	30	30	2,572	3	7	25	8	16	15	6	5	2	0
19	F	Miles Joseph	15	3	479	3	2	12	6	6	10	4	1	0	0
22	D	Alexi Lalas	25	25	2,250	2	0	12	5	37	36	2	0	7	0
9	M	Marcelo Vega	17	13	1,055	1	6	39	19	11	29	10	15	5	1
10	M	Tab Ramos	17	16	1,455	1	5	19	8	14	43	3	63	2	1
8	D	Mike Duhaney (TOT)	30	26	2,361	1	3	15	5	29	33	1	1	5	1
8	D	Mike Duhaney (NY)	14	10	962	1	2	10	3	14	19	1	1	3	0
12	D	Mike Perke	27	25	2,234	1	1	17	4	21	27	1	0	1	0
6	M	Mike Sorber	28	24	2,158	0	6	19	10	41	23	4	23	4	1
24	M	Billy Walsh	8	3	337	0	2	4	1	2	1	0	0	0	0
21	M	Kerry Zavagnin	18	7	754	0	2	11	0	24	11	0	2	2	2
16	M	Ramiro Corrales (TOT)	4	3	301	0	1	2	2	4	0	0	0	0	0
16	M	Ramiro Corrales (NY)	3	2	211	0	1	1	1	3	0	0	0	0	0
15	D	Rhett Harty	7	6	544	0	1	3	2	12	6	0	0	0	0
1	GK	Tony Meola	31	31	2,790	0	1	0	0	3	3	0	0	4	0
5	D	Arley Palacios	24	23	1,986	0	1	10	1	40	15	0	0	8	1
23	D	Cristian da Silva	3	3	177	0	0	3	0	5	0	0	0	2	0
1	GK	Tim Howard	1	1	90	0	0	0	0	0	0	0	0	0	0
25	D	Matt Knowles	4	4	336	0	0	1	1	11	2	0	0	1	0
26	F	Carlos Ledesma	1	0	18	0	0	0	0	0	0	0	2	0	0
14	F	Joe Munoz	1	0	12	0	0	1	0	0	0	0	0	0	0
16	M	Carlos Parra	1	0	50	0	0	0	0	1	1	0	0	0	0
7	M	Wellington Sanchez	1	0	10	0	0	0	0	0	0	0	0	0	0
3	D	Mark Semiali	10	10	829	0	0	4	3	13	13	0	0	4	1
27	F	Barry Swift	2	0	30	0	0	0	0	2	0	0	0	0	0
2	D	Jeff Zaun	4	4	360	0	0	1	0	2	5	0	0	0	0
30	GK	Manuel Carou	0	0	0	0	0	0	0	0	0	0	0	0	0
26	GK	Kevin East	0	0	0	0	0	0	0	0	0	0	0	0	0
30	GK	Emmett Idzahl	0	0	0	0	0	0	0	0	0	0	0	0	0
11	M	Travis Roy	0	0	0	0	0	0	0	0	0	0	0	0	0
OWN-GOALS RECEIVED			1												
TEAM TOTALS			32	32	2,880	54	75	497	212	453	446	97	149	59	9
OPPONENT TOTALS			32	32	2,880	63	77	523	242	480	424	155	196	52	5

NEW YORK INDIVIDUAL GOALKEEPING

UNF	POS	GOALKEEPER	GP	GS	MIN	SHTS	SV	GA	GAA	PG	PA	W	L	T	SO
18	GK	Tim Howard	1	1	90	8	5	1	1.00	0	0	1	0	0	0
1	GK	Tony Meola	31	31	2,790	234	164	62	2.00	5	5	14	17	0	4
TEAM TOTALS			32	32	2,880	242	169	63	1.97	5	5	15	17	0	4
OPPONENT TOTALS			32	32	2,880	212	143	54	1.69	2	6	17	15	0	8

1999

1999 NEW YORK SEASON SUMMARY

DATE	OPPONENT	RESULT	SCORE	ATT.	W-L-T	POS.	PTS.
Mar 20, 1999	at Miami	W	3-2	13,648	1-0-0	2	1
Mar 28, 1999	Columbus	W	1-0	20,307	2-0-0	1	4
Apr 3, 1999	D.C. United	L	0-1	20,978	2-1-0	2	4
Apr 11, 1999	at Tampa Bay	W	2-1	8,264	3-1-0	2	5
Apr 25, 1999	Tampa Bay	L	0-1	23,765	3-2-0	T3	5
May 1, 1999	Los Angeles	L	0-1	13,778	3-3-0	T5	5
May 8, 1999	at D.C. United	L	1-2	15,499	3-4-0	T5	5
May 15, 1999	Miami	W	3-2	14,879	4-4-0	T3	8
May 22, 1999	at Colorado	L	0-2	20,005	4-5-0	4	8
May 29, 1999	New England	L	3-4	43,192	4-6-0	T4	8
Jun 5, 1999	Dallas	L	2-5	11,567	4-7-0	T5	8
Jun 12, 1999	Colorado	L	0-1	13,723	4-8-0	T5	8
Jun 20, 1999	at Kansas City	L	0-6	6,190	4-9-0	T5	8
Jun 26, 1999	at Columbus	L	1-2	18,632	4-10-0	T5	8
Jun 30, 1999	Tampa Bay	W	2-1	11,012	5-10-0	5	9
Jul 4, 1999	at New England	L	2-3	28,986	5-11-0	6	9
Jul 10, 1999	at Chicago	L	0-2	12,850	5-12-0	6	9
Jul 24, 1999	Miami	L	0-1	13,608	5-13-0	6	9
Aug 4, 1999	at Dallas	L	0-2	7,622	5-14-0	6	9
Aug 7, 1999	at Miami	L	0-2	7,688	5-15-0	6	9
Aug 11, 1999	D.C. United	L	1-4	6,876	5-16-0	6	9
Aug 14, 1999	Kansas City	L	1-2	9,107	5-17-0	6	9
Aug 18, 1999	Columbus	L	2-4	7,246	5-18-0	6	9
Aug 21, 1999	at Los Angeles	L	1-4	12,045	5-19-0	6	9
Aug 25, 1999	New England	L	1-2	9,143	5-20-0	6	9
Aug 28, 1999	at San Jose	L	1-2	9,492	5-21-0	6	9
Sep 5, 1999	Chicago	L	1-2	8,905	5-22-0	6	9
Sep 12, 1999	at Columbus	W	2-1	14,782	6-22-0	6	12
Sep 18, 1999	at D.C. United	L	1-2	21,463	6-23-0	6	12
Sep 22, 1999	San Jose	L	1-2	7,215	6-24-0	6	12
Sep 25, 1999	at Tampa Bay	W	2-1	12,101	7-24-0	6	15
Oct 2, 1999	at New England	L	1-2	21,335	7-25-0	6	15

1999

1999 NEW YORK FINAL STATISTICS (7-25-0, 15 PTS.)

UNF	POS	PLAYER	GP	GS	MIN	G	A	SHT	SOG	FC	FS	OFF	CK	C	E
29	F	Eduardo Hurtado	28	26	2377	7	3	79	30	42	41	23	0	3	0
8	M	Billy Walsh	30	30	2675	4	0	30	15	33	19	2	2	2	1
7	M	Mark Chung	26	22	1995	3	7	56	22	20	56	5	32	1	0
14	M	Petter Villegas	30	10	1409	3	6	42	9	22	39	3	37	1	0
9	F	Henry Zambrano	14	14	1186	3	3	33	17	13	22	22	0	2	0
20	M	Brian Kelly	28	21	1843	2	4	52	18	20	23	16	73	1	0
11	F	Sasa Curcic	9	7	492	2	2	16	10	3	9	5	16	0	1
3	D	Mark Semioli	24	24	2106	2	0	5	3	36	30	2	0	7	1
2	D	Nansha Kalonji	19	9	930	1	2	29	9	14	15	3	0	2	0
17	M	Lawrence Lozzano (TOT)	19	13	1164	1	1	16	8	32	10	2	1	3	0
17	M	Lawrence Lozzano (NY)	13	12	975	1	1	14	7	26	9	1	1	3	0
12	D	Mike Petke	25	23	2022	1	1	30	8	24	20	0	0	5	1
15	D	Mike Duhaney	19	13	1037	1	0	18	7	20	8	2	3	1	0
5	D	Arley Palacios	7	7	622	1	0	5	1	19	5	0	0	3	1
22	F	John Wolyniec	4	0	69	1	0	1	1	1	1	1	1	0	0
19	F	Miles Joseph	20	13	1186	0	3	31	14	15	17	3	32	0	0
10	M	Tab Ramos	5	4	347	0	3	4	2	4	8	3	3	1	0
16	M	Ramiro Corrales	31	31	2659	0	2	20	5	28	31	1	2	4	1
6	M	Mike Sorber	24	24	1976	0	2	37	7	33	27	1	3	5	0
5	D	Mohammad Khakpour	14	14	1260	0	1	8	1	10	11	1	0	2	0
17	M/F	Roy Myers	7	6	552	0	1	7	2	11	18	2	2	2	0
1	GK	Mike Ammann	24	24	2138	0	0	0	0	0	1	0	0	2	0
25	M	Fernando Fernandes	1	0	5	0	0	0	0	0	0	0	0	0	0
1	GK	Tim Howard	9	8	742	0	0	0	0	0	1	0	0	0	0
23	F	Rob Johnson	1	0	45	0	0	1	0	0	1	0	0	0	0
4	D	Kevin Knight	11	8	732	0	0	1	1	3	7	0	0	0	0
23	M	Eric Kvello	2	1	44	0	0	0	0	0	0	0	0	1	0
13	M	Jim Rooney	1	1	62	0	0	3	2	1	0	0	0	0	0
30	GK	Bill Andracki	0	0	0	0	0	0	0	0	0	0	0	0	0
26	GK	Kevin East	0	0	0	0	0	0	0	0	0	0	0	0	0
35	GK	Kori Hunter	0	0	0	0	0	0	0	0	0	0	0	0	0
30	GK	Kurt Kelley	0	0	0	0	0	0	0	0	0	0	0	0	0
24	M	Jim Manganello	0	0	0	0	0	0	0	0	0	0	0	0	0
30	GK	Steve McNulty	0	0	0	0	0	0	0	0	0	0	0	0	0
24	M/D	John Rusek	0	0	0	0	0	0	0	0	0	0	0	0	0
TEAM TOTALS			32	32	2880	32	41	522	191	398	419	96	207	48	6
OPPONENT TOTALS			32	32	2880	64	97	451	210	444	375	111	150	49	3

NEW YORK INDIVIDUAL GOALKEEPING

UNF	POS	GOALKEEPER	GP	GS	MIN	SHTS	SV	GA	GAA	PG	PA	W	L	T	SO
18	GK	Tim Howard	9	8	742	55	37	13	1.58	0	0	1	7	0	0
1	GK	Mike Ammann	24	24	2138	155	91	51	2.15	2	2	6	18	0	2
TEAM TOTALS			32	32	2880	210	128	64	2.00	2	2	7	25	0	2
OPPONENT TOTALS			32	32	2880	191	139	32	1.00	3	5	25	7	0	10

2000 NEW YORK SEASON SUMMARY

2000

DATE	OPPONENT	RESULT	SCORE	ATT.	W-L-T	POS.	PTS.
Mar 26, 2000	at Miami	L	1-3	10,482	0-1-0	T3	0
Apr 1, 2000	D.C. United	W	3-2	27,322	1-1-0	2	3
Apr 8, 2000	at San Jose	L	0-2	20,824	1-2-0	T2	3
Apr 15, 2000	Columbus	L	0-1	12,399	1-3-0	T3	3
Apr 19, 2000	Kansas City	L	1-2	7,810	1-4-0	T3	3
Apr 22, 2000	at D.C. United	W	3-2 (OT)	14,985	2-4-0	T1	6
Apr 29, 2000	Los Angeles	L	0-1	16,711	2-5-0	3	6
May 6, 2000	at Columbus	W	2-0	17,558	3-5-0	2	9
May 13, 2000	at Kansas City	L	0-2	9,705	3-6-0	3	9
May 20, 2000	Tampa Bay	W	3-2 (OT)	29,521	4-6-0	3	12
May 27, 2000	Chicago	W	4-1	41,609	5-6-0	3	15
Jun 3, 2000	at Los Angeles	W	2-0	16,876	6-6-0	2	18
Jun 9, 2000	Tampa Bay	L	0-3	11,322	6-7-0	2	18
Jun 17, 2000	New England	W	4-2	10,081	7-7-0	2	21
Jun 21, 2000	D.C. United	T	2-2 (OT)	10,316	7-7-1	T2	22
Jun 24, 2000	at Colorado	W	3-1	4,711	8-7-1	2	25
Jun 28, 2000	San Jose	T	0-0 (OT)	10,476	8-7-2	T1	26
Jul 1, 2000	at Tampa Bay	W	2-0	8,220	9-7-2	1	29
Jul 5, 2000	Dallas	W	2-1	9,193	10-7-2	1	32
Jul 8, 2000	at Kansas City	W	1-0	5,810	11-7-2	1	35
Jul 15, 2000	at New England	W	2-0	16,838	12-7-2	1	38
Jul 22, 2000	Miami	W	4-2	25,326	13-7-2	1	41
Aug 2, 2000	at D.C. United	L	2-3 (OT)	13,801	13-8-2	1	41
Aug 6, 2000	at Chicago	L	1-3	19,549	13-9-2	1	41
Aug 12, 2000	New England	W	2-1 (OT)	12,688	14-9-2	1	44
Aug 16, 2000	at Tampa Bay	L	3-4 (OT)	5,131	14-10-2	1	44
Aug 20, 2000	Colorado	W	5-3	27,897	15-10-2	1	47
Aug 23, 2000	Kansas City	T	0-0 (OT)	16,898	15-10-3	1	48
Aug 26, 2000	at Dallas	W	6-4	12,940	16-10-3	1	51
Sep 2, 2000	at Miami	L	1-4	7,415	16-11-3	1	51
Sep 5, 2000	Miami	W	2-1	12,369	17-11-3	1	54
Sep 9, 2000	at New England	L	3-4	20,419	17-12-3	1	54

2000

2000 NEW YORK FINAL STATISTICS (17-12-3, 54 PTS.)

UNF	POS	PLAYER	GP	GS	MIN	G	A	SHT	SOG	FC	FS	OFF	CK	C	E
13	M/F	Clint Mathis (TOT)	29	28	2,520	16	14	94	47	32	53	19	2	6	0
13	M/F	Clint Mathis (NY)	21	20	1,796	13	13	61	31	23	42	9	1	6	0
14	F	Adolfo Valencia	31	25	2,295	16	9	60	32	54	61	49	0	3	1
23	F	Alex Comas	25	17	1,571	13	6	48	34	43	26	15	0	3	0
11	M	Petter Villegas	29	27	2,341	5	6	55	19	57	59	10	18	5	0
7	M	Mark Chung	30	28	2,539	3	11	60	28	42	64	11	43	2	0
12	D	Mike Petke	30	29	2,672	3	1	19	10	40	24	0	0	4	1
8	M	Billy Walsh	24	19	1,756	3	1	18	11	37	10	0	0	6	1
9	M	Tab Ramos	20	18	1,660	2	6	23	8	28	55	1	46	4	1
5	D	Steve Jolley (TOT)	28	27	2,496	2	2	15	5	51	19	0	0	4	0
5	D	Steve Jolley (NY)	27	27	2,492	2	2	15	5	51	19	0	0	4	0
17	M/F	Roy Myers (TOT)	25	19	1,712	1	7	27	12	53	46	5	4	3	2
17	M/F	Roy Myers (NY)	17	11	1,011	1	6	15	6	32	23	1	3	2	2
6	D	Steve Shak	23	14	1,393	1	1	6	2	41	9	2	0	4	1
20	M	Brian Kelly	7	3	216	1	0	6	3	4	4	3	1	1	0
10	D	Lothar Matthaus	16	16	1,345	0	3	15	5	15	20	1	20	6	0
16	M	Ramiro Corrales	22	15	1,460	0	2	7	2	24	27	3	3	5	1
4	D	Thomas Dooley	20	17	1,318	0	2	8	3	30	9	2	0	3	0
21	M	Daniel Hernandez (TOT)	17	15	1,351	0	2	11	4	28	21	0	1	4	2
21	M	Daniel Hernandez (NY)	15	15	1,344	0	2	11	4	28	21	0	1	4	1
19	F	Miles Joseph	3	2	175	0	1	4	2	3	2	0	0	0	0
1	GK	Mike Ammann	22	22	1,960	0	0	0	0	1	6	0	0	2	0
13	F	Nino Da Silva	3	0	25	0	0	0	0	3	1	0	0	0	0
22	M	Julian Gomez	3	0	33	0	0	0	0	3	0	0	0	0	0
28	GK	Paul Grafer	2	2	180	0	0	0	0	0	1	0	0	0	0
18	GK	Tim Howard	9	8	794	0	0	0	0	0	0	0	0	0	0
5	D	Mohammad Khakpour	5	5	382	0	0	1	0	8	4	0	0	2	0
24	D	Dahir Mohammed	3	1	208	0	0	1	0	5	4	0	0	1	0
30	GK	Russell Payne (TOT)	1	0	8	0	0	0	0	1	0	0	0	1	0
30	GK	Russell Payne (NY)	1	0	8	0	0	0	0	1	0	0	0	1	0
2	D	Orlando Perez	15	4	546	0	0	1	1	9	12	1	1	1	1
3	D	Mark Semioli	16	7	715	0	0	3	1	11	17	0	0	0	0
30	GK	Anthony Latronica (TOT)	0	0	0	0	0	0	0	0	0	0	0	0	0
30	GK	Anthony Latronica (NY)	0	0	0	0	0	0	0	0	0	0	0	0	0
24	F	O'Neil Peart	0	0	0	0	0	0	0	0	0	0	0	0	0
OWN-GOALS RECEIVED			1												
TEAM TOTALS			32	32	2,939	64	72	437	207	593	520	108	137	69	11
OPPONENT TOTALS			32	32	2,939	56	69	543	247	540	574	134	201	69	6

NEW YORK INDIVIDUAL GOALKEEPING

UNF	POS	GOALKEEPER	GP	GS	MIN	SHTS	SV	GA	GAA	PG	PA	W	L	T	SO
18	GK	Tim Howard	9	8	794	63	40	14	1.59	1	1	5	2	2	4
1	GK	Mike Ammann	22	22	1,960	162	108	35	1.61	5	7	11	9	1	2
28	GK	Paul Grafer	2	2	180	17	12	5	2.50	1	1	1	1	0	0
30	GK	Russell Payne (TOT)	1	0	8	5	1	2	22.5	1	1	0	0	0	0
30	GK	Russell Payne (NY)	1	0	8	5	1	2	22.5	1	1	0	0	0	0
TEAM TOTALS			32	32	2,939	247	161	56	1.71	8	10	17	12	3	6
OPPONENT TOTALS			32	32	2,939	207	124	64	1.96	9	10	17	12	3	7

2001 NEW YORK SEASON SUMMARY

2001

DATE	OPPONENT	RESULT	SCORE	ATT.	W-L-T	POS.	PTS.
Apr 7, 2001	New England	W	2-1	30,753	1-0-0	T1	3
Apr 14, 2001	at Colorado	T	1-1 (OT)	18,495	1-0-1	2	4
Apr 21, 2001	Tampa Bay	L	1-3	17,253	1-1-1	3	4
Apr 28, 2001	Dallas	W	3-2	17,543	2-1-1	2	7
May 2, 2001	Kansas City	W	4-1	9,321	3-1-1	2	10
May 5, 2001	D.C. United	W	3-2	20,877	4-1-1	T1	13
May 12, 2001	Los Angeles	W	2-0	21,561	5-1-1	1	16
May 16, 2001	Colorado	W	1-0	10,081	6-1-1	1	19
May 19, 2001	at San Jose	L	0-2	6,879	6-2-1	1	19
May 24, 2001	at Kansas City	L	0-1	7,873	6-3-1	T1	19
Jun 3, 2001	at New England	T	1-1 (OT)	28,623	6-3-2	2	20
Jun 13, 2001	at D.C. United	L	1-2	11,581	6-4-2	2	20
Jun 16, 2001	San Jose	T	0-0 (OT)	23,561	6-4-3	2	21
Jun 23, 2001	at Los Angeles	L	0-2	13,844	6-5-3	2	21
Jun 30, 2001	at Chicago	L	1-3	15,274	6-6-3	2	21
Jul 4, 2001	at Tampa Bay	W	2-1	20,730	7-6-3	2	24
Jul 7, 2001	at Miami	W	3-0	22,370	8-6-3	2	27
Jul 18, 2001	at Columbus	L	1-2	15,855	8-7-3	2	27
Jul 21, 2001	D.C. United	W	2-1	32,723	9-7-3	2	30
Aug 4, 2001	Miami	W	2-1	41,794	10-7-3	2	33
Aug 11, 2001	at Dallas	L	0-3	11,877	10-8-3	2	33
Aug 15, 2001	at D.C. United	W	2-1	11,618	11-8-3	2	36
Aug 19, 2001	Columbus	L	0-1	16,229	11-9-3	2	36
Aug 25, 2001	at Miami	W	3-2	18,247	12-9-3	2	39
Sep 1, 2001	Chicago	L	0-1	15,102	12-10-3	2	39
Sep 7, 2001	New England	W	3-1	13,679	13-10-3	2	42

2001

2001 NEW YORK FINAL STATISTICS (13-10-3, 42 PTS.)

UNF	POS	PLAYER	GP	GS	MIN	G	A	SHT	SOG	FC	FS	OFF	CK	C	E
22	F	Rodrigo Faria	21	11	1,344	8	2	55	30	29	21	16	0	2	0
13	M/F	Clint Mathis	10	10	905	7	5	44	17	15	26	10	0	6	0
11	M	Petter Villegas	22	22	1,798	5	5	36	14	32	35	8	19	2	1
14	FWD	Adolfo Valencia	17	14	1,155	5	4	33	19	25	14	17	0	0	0
7	M	Mark Chung	26	24	2,226	3	6	56	25	36	71	7	22	1	0
8	M	Billy Walsh	11	8	756	3	0	11	5	17	3	1	0	1	0
9	M	Alex Comas	12	10	748	2	2	21	11	21	8	1	0	4	1
6	M	Ross Paule (TOT)	25	13	1,481	1	11	23	12	28	26	2	41	4	0
6	M	Ross Paule (NY)	5	3	245	0	1	3	2	5	5	0	0	1	0
21	M	Daniel Hernandez	16	15	1,358	1	7	26	7	26	42	0	19	4	0
17	M	Pedro Alvarez	21	17	1,494	1	1	13	4	45	21	1	2	9	2
20	F	Michael Butler	1	0	24	1	0	1	1	0	0	0	0	0	0
10	M	Tab Ramos	18	17	1,459	0	5	23	12	16	60	2	59	3	0
5	D	Steve Jolley	26	26	2,370	0	3	10	3	33	14	1	0	6	0
16	M	Richie Williams	21	21	1,868	0	2	4	2	48	33	0	0	6	0
9	M/F	Gilmar	4	1	191	0	1	2	0	0	11	3	0	0	0
12	D	Mike Perke	25	25	2,194	0	1	5	0	48	19	1	0	5	1
19	D	Mersim Beskovic	3	0	11	0	0	0	0	0	0	0	0	0	0
18	GK	Tim Howard	26	26	2,370	0	0	0	0	0	5	0	0	1	0
26	M/D	Fausto Klinger	1	0	14	0	0	0	0	1	1	1	0	0	0
15	F	Martin Klinger	9	2	272	0	0	9	4	7	11	2	0	0	0
25	M/F	Roy Myers	3	3	168	0	0	3	1	2	4	0	5	0	0
2	D	Orlando Perez	24	21	1,948	0	0	1	0	37	19	0	2	6	0
3	D	Mark Semiali	14	6	549	0	0	1	0	14	9	0	0	2	0
6	D	Steve Shak	9	4	409	0	0	4	1	8	4	0	0	0	0
23	F	Cordt Weinstein	2	0	41	0	0	1	0	0	2	1	0	0	0
1	GK	D.J. Countess	0	0	0	0	0	0	0	0	0	0	0	0	0
30	GK	Paul Grafer	0	0	0	0	0	0	0	0	0	0	0	0	0
23	D	Jeff Rigby	0	0	0	0	0	0	0	0	0	0	0	0	0
OWN-GOALS RECEIVED			2												
TEAM TOTALS			26	26	2,370	38	45	362	158	465	438	72	128	59	5
OPPONENT TOTALS			26	26	2,370	35	46	378	190	458	446	89	154	53	6

NEW YORK INDIVIDUAL GOALKEEPING

UNF	POS	GOALKEEPER	GP	GS	MIN	SHTS	SV	GA	GAA	PG	PA	W	L	T	SO
18	GK	Tim Howard	26	26	2,370	190	146	35	1.33	3	3	13	10	3	4
TEAM TOTALS			26	26	2,370	190	146	35	1.33	3	3	13	10	3	4
OPPONENT TOTALS			26	26	2,370	158	114	38	1.44	1	3	10	13	3	7

2002 NEW YORK SEASON SUMMARY

2002

DATE	OPPONENT	RESULT	SCORE	ATT.	W-L-T	POS.	PTS.
Mar 23, 2002	New England	W	3-1	13,234	1-0-0	T1	3
Mar 27, 2002	Columbus	L	0-1	45,511	1-1-0	T1	3
Apr 6, 2002	at Columbus	W	2-1 (OT)	11,103	2-1-0	1	6
Apr 13, 2002	at Colorado	W	2-1	12,411	3-1-0	1	9
Apr 20, 2002	Chicago	L	0-2	20,047	3-2-0	1	9
Apr 27, 2002	San Jose	T	1-1 (OT)	13,339	3-2-1	1	10
May 4, 2002	Dallas	L	1-2	15,551	3-3-1	T1	10
May 11, 2002	at San Jose	L	1-2	8,445	3-4-1	T1	10
May 18, 2002	at D.C. United	L	2-4	20,105	3-5-1	T1	10
May 25, 2002	Kansas City	T	1-1 (OT)	18,401	3-5-2	T2	11
Jun 15, 2002	Los Angeles	W	5-0	22,071	4-5-2	3	14
Jun 22, 2002	at Chicago	W	1-0	12,721	5-5-2	T2	17
Jun 26, 2002	Colorado	L	0-1	12,008	5-6-2	T2	17
Jun 29, 2002	at New England	W	2-0	16,958	6-6-2	1	20
Jul 4, 2002	at Dallas	L	0-2	16,055	6-7-2	1	20
Jul 6, 2002	at Columbus	W	3-2	19,756	7-7-2	1	23
Jul 13, 2002	Chicago	L	2-3 (OT)	22,070	7-8-2	T1	23
Jul 20, 2002	New England	W	4-3	13,837	8-8-2	1	26
Jul 24, 2002	at Kansas City	W	3-1	6,271	9-8-2	1	29
Jul 27, 2002	at Chicago	L	0-3	14,576	9-9-2	1	29
Jul 31, 2002	Columbus	L	2-3	10,602	9-10-2	1	29
Aug 17, 2002	Dallas	L	1-3	12,471	9-11-2	3	29
Aug 25, 2002	D.C. United	W	1-0	20,447	10-11-2	3	32
Aug 31, 2002	at Los Angeles	L	0-3	19,854	10-12-2	3	32
Sep 5, 2002	at Dallas	W	3-1	7,913	11-12-2	T1	35
Sep 12, 2002	D.C. United	L	0-1	14,585	11-13-2	T1	35
Sep 14, 2002	at D.C. United	L	1-2	17,677	11-14-2	T2	35
Sep 21, 2002	at New England	L	0-3	20,215	11-15-2	3	35

2002

2002 NEW YORK FINAL STATISTICS (11-15-2, 35 PTS.)

UNF	POS	PLAYER	GP	GS	MIN	G	A	SHT	SOG	FC	FS	OFF	CK	C	E
15	F	Mamadou Diallo (TOT)	24	21	1,623	12	5	81	51	37	62	54	0	2	1
15	F	Mamadou Diallo (NY)	17	14	1,135	11	4	51	32	28	39	34	0	2	1
22	F	Rodrigo Faria	28	25	2,285	12	5	90	49	37	50	30	3	4	0
4	M	Brad Davis	24	12	1,246	4	3	22	10	14	31	3	36	2	0
13	M/F	Clint Mathis	14	14	1,106	4	2	40	20	20	24	4	0	3	1
7	F	Andy Williams (TOT)	24	19	1,814	2	15	54	18	41	86	3	27	5	0
7	F	Andy Williams (NY)	19	17	1,539	2	13	46	15	34	74	3	21	4	0
11	M	Ross Paule	26	26	2,207	2	2	29	11	35	31	0	27	4	1
8	M	Mark Lisi (TOT)	23	6	874	2	1	7	5	11	15	1	1	2	0
8	M	Mark Lisi (NY)	17	4	609	2	1	7	5	4	9	0	1	1	0
71	F	Diego Serna	8	8	696	1	3	22	8	16	19	4	4	0	1
5	D	Steve Jolley	27	26	2,327	1	1	7	3	35	21	0	0	4	0
7	M	Brian Kamler	8	7	581	1	1	4	1	10	10	0	1	2	0
2	D	Ted Chronopoulos (TOT)	23	21	1,877	0	6	10	4	32	26	6	13	5	0
2	D	Ted Chronopoulos (NY)	18	16	1,462	0	4	8	3	27	20	3	1	3	0
6	M	Jeff Moore	18	17	1,482	0	3	5	2	28	24	0	0	4	0
10	M	Tab Ramos	14	12	926	0	3	11	7	15	26	0	39	4	1
8	M	Petter Villegas	7	7	607	0	3	11	3	15	14	1	16	1	0
21	M	Daniel Hernandez	9	9	809	0	2	11	0	20	11	0	0	3	0
18	D	Joseph Addo	15	10	918	0	1	2	1	8	12	0	0	3	1
1	GK	Tim Howard	27	27	2,463	0	1	0	0	1	3	0	0	1	1
21	D	Nelson Akwari	7	3	325	0	0	2	0	2	6	0	0	1	0
9	M/F	Byron Alvarez	8	0	119	0	0	3	1	6	5	0	1	1	0
17	D	Marcelo Balboa	1	0	5	0	0	0	0	0	0	0	0	0	0
19	D	Birahim Diop	4	3	228	0	0	0	0	4	4	2	0	0	0
3	D	Sam Forko	9	3	356	0	0	1	1	12	4	0	0	3	0
30	GK	Paul Grafer	2	1	91	0	0	0	0	0	0	0	0	0	0
23	M	Winston Griffiths	3	0	17	0	0	1	0	1	1	1	0	0	0
25	F	Darin Lewis	3	1	48	0	0	0	0	0	4	0	0	0	0
2	D	Orlando Perez	2	1	98	0	0	0	0	1	0	0	1	0	0
12	D	Mike Petke	27	27	2,398	0	0	8	2	41	35	1	0	6	1
20	M	Brian Piesner	1	0	1	0	0	0	0	0	0	0	0	0	0
19	F	Dustin Sheppard	2	0	64	0	0	0	0	2	1	1	0	0	0
16	D	Craig Ziadie (TOT)	21	18	1,637	0	0	3	0	30	37	0	0	4	1
16	D	Craig Ziadie (NY)	20	18	1,610	0	0	2	0	29	37	0	0	4	1
27	F	Martin Klinger	0	0	0	0	0	0	0	0	0	0	0	0	0
26	D	Leo Krupnick	0	0	0	0	0	0	0	0	0	0	0	0	0
OWN-GOALS RECEIVED			1												
TEAM TOTALS			28	28	2,553	41	52	383	174	445	515	87	151	60	9
OPPONENT TOTALS			28	28	2,553	47	66	422	202	537	420	107	161	71	5

NEW YORK INDIVIDUAL GOALKEEPING

UNF	POS	GOALKEEPER	GP	GS	MIN	SHTS	SV	GA	GAA	PG	PA	W	L	T	SO
1	GK	Tim Howard	27	27	2,463	195	140	44	1.61	2	4	11	14	2	4
30	GK	Paul Grafer	2	1	91	7	3	3	2.97	1	1	0	1	0	0
TEAM TOTALS			28	28	2,553	202	143	47	1.66	3	5	11	15	2	4
OPPONENT TOTALS			28	28	2,553	174	120	41	1.45	6	9	15	11	2	8

2003

2003 NEW YORK SEASON SUMMARY

DATE	OPPONENT	RESULT	SCORE	ATT.	W-L-T	POS.	PTS.
Apr 12, 2003	Columbus	L	0-1	23,786	0-1-0	T2	0
Apr 19, 2003	Los Angeles	T	1-1 (OT)	19,801	0-1-1	T3	1
Apr 26, 2003	at Columbus	W	1-0	12,165	1-1-1	T3	4
May 3, 2003	Colorado	W	2-1	11,069	2-1-1	2	7
May 10, 2003	D.C. United	W	1-0	17,934	3-1-1	2	10
May 17, 2003	at Colorado	W	2-0	8,442	4-1-1	1	13
May 24, 2003	Dallas	W	2-1	9,110	5-1-1	1	16
May 31, 2003	at Columbus	T	1-1 (OT)	12,518	5-1-2	1	17
Jun 7, 2003	at Kansas City	L	1-2	10,857	5-2-2	1	17
Jun 14, 2003	Chicago	L	2-3	16,116	5-3-2	1	17
Jun 21, 2003	Los Angeles	W	1-0	22,274	6-3-2	1	20
Jun 28, 2003	at Chicago	L	1-2 (OT)	12,690	6-4-2	2	20
Jul 2, 2003	San Jose	T	4-4 (OT)	14,875	6-4-3	T1	21
Jul 5, 2003	at D.C. United	W	3-2 (OT)	13,715	7-4-3	1	24
Jul 12, 2003	at New England	T	3-3 (OT)	33,652	7-4-4	1	25
Jul 19, 2003	at Dallas	W	2-1 (OT)	8,422	8-4-4	1	28
Jul 26, 2003	at Colorado	L	0-1	14,097	8-5-4	T1	28
Aug 9, 2003	at Chicago	T	1-1 (OT)	14,348	8-5-5	T1	29
Aug 13, 2003	Kansas City	T	0-0 (OT)	10,737	8-5-6	T1	30
Aug 16, 2003	at Los Angeles	T	1-1 (OT)	22,189	8-5-7	2	31
Aug 24, 2003	Chicago	L	1-2	20,082	8-6-7	2	31
Sep 6, 2003	at Kansas City	W	2-1	17,152	9-6-7	2	34
Sep 13, 2003	New England	L	1-2	14,742	9-7-7	2	34
Sep 20, 2003	Columbus	W	1-0 (OT)	16,507	10-7-7	2	37
Sep 25, 2003	D.C. United	L	0-2	8,077	10-8-7	2	37
Sep 28, 2003	at D.C. United	T	1-1 (OT)	13,521	10-8-8	2	38
Oct 5, 2003	at San Jose	W	2-0	10,225	11-8-8	2	41
Oct 11, 2003	Dallas	T	0-0 (OT)	13,567	11-8-9	2	42
Oct 18, 2003	New England	L	1-2	18,649	11-9-9	T2	42
Oct 25, 2003	at New England	L	2-5	12,492	11-10-9	3	42

2003

2003 NEW YORK FINAL STATISTICS (11-10-9, 42 PTS.)

UNF	POS	PLAYER	GP	GS	MIN	G	A	SHT	SOG	FC	FS	OFF	CK	C	E
13	M/F	Clint Mathis	22	22	2,019	9	1	84	35	39	40	14	17	6	1
7	M/F	Mike Magee	29	19	1,709	7	2	44	25	33	43	11	13	1	0
15	F	John Wolyniec	25	14	1,385	5	2	39	20	29	32	15	0	3	0
5	D	Steve Jolley	24	23	2,194	4	0	11	9	31	22	0	0	3	0
20	M	Amado Guevara	25	25	2,264	3	10	72	37	41	64	4	96	7	1
2	M	Ricardo Clark	28	28	2,590	3	1	38	15	46	58	4	0	5	0
11	M	Jacob LeBlanc	7	2	225	2	0	3	2	3	2	0	0	1	0
9	F	Jaime Moreno	11	7	517	2	0	10	6	7	15	3	3	0	0
8	M	Mark Lisi	24	20	1,829	1	11	17	7	29	27	1	6	5	0
21	D	Craig Ziadie	22	20	1,913	1	2	5	2	37	20	0	1	6	0
24	M	Eddie Gaven	12	7	691	1	1	13	9	11	19	5	8	0	0
10	F	Andrzej Juskowiak	5	0	160	1	0	7	3	3	5	0	0	0	0
23	D	Eddie Pope	20	20	1,724	0	2	15	6	27	20	1	0	3	0
16	M	Richie Williams	26	26	2,337	0	2	12	4	51	36	2	0	6	0
18	GK	Tim Howard	13	13	1,223	0	1	0	0	0	2	0	0	0	0
14	D	Joseph Addo	8	7	700	0	0	1	1	7	5	0	0	0	0
22	D	Kenny Arena	10	5	458	0	0	3	1	12	4	1	0	1	1
4	D	Edgar Bartolomeu	13	11	1,000	0	0	6	0	16	23	0	0	1	0
17	D/M	Joey DiGiamarino	18	16	1,446	0	0	4	2	27	22	0	0	2	1
6	D	Juan Forchetti	10	8	775	0	0	1	1	14	11	0	0	1	0
12	M	Jose Galvan	9	2	266	0	0	2	0	10	22	0	2	1	0
30	GK	Paul Grafer	3	3	270	0	0	0	0	0	0	0	0	0	0
3	D	Chris Leitch	15	10	993	0	0	3	1	9	8	0	0	0	0
25	F	Mike Nugent	1	1	90	0	0	4	3	0	2	2	0	0	0
19	D/M	Tim Regan	15	7	747	0	0	5	2	16	6	0	0	0	0
1	GK	Jonny Walker	14	14	1,325	0	0	0	0	0	2	0	0	1	0
		OWN-GOALS RECEIVED	1												
		TEAM TOTALS	30	30	2,818	40	35	399	191	498	510	63	146	53	4
		OPPONENT TOTALS	30	30	2,818	40	40	421	190	541	470	57	175	72	2

NEW YORK INDIVIDUAL GOALKEEPING

UNF	POS	GOALKEEPER	GP	GS	MIN	SHTS	SV	GA	GAA	PG	PA	W	L	T	SO
24	MID	Eddie Gaven	1	0	1	0	0	0	0.00	0	0	0	0	0	0
1	GK	Jonny Walker	14	14	1,325	70	55	14	0.95	2	3	4	5	5	4
18	GK	Tim Howard	13	13	1,222	96	74	18	1.33	1	2	6	3	4	3
30	GK	Paul Grafer	3	3	270	24	14	8	2.67	0	0	1	2	0	1
		TEAM TOTALS	30	30	2,818	190	143	40	1.28	3	5	11	10	9	8
		OPPONENT TOTALS	30	30	2,818	191	140	40	1.28	4	7	10	11	9	5

2004

2004 NEW YORK SEASON SUMMARY

DATE	OPPONENT	RESULT	SCORE	ATT.	W-L-T	POS.	PTS.
Apr 3, 2004	at Columbus	W	3-1	20,356	1-0-0	T1	3
Apr 17, 2004	D.C. United	W	3-2	31,419	2-0-0	1	6
Apr 25, 2004	New England	T	1-1	8,129	2-0-1	1	7
May 1, 2004	at Chicago	L	0-3	11,262	2-1-1	2	7
May 8, 2004	at San Jose	T	5-5	7,522	2-1-2	2	8
May 15, 2004	Chicago	T	1-1	17,211	2-1-3	T2	9
May 22, 2004	at New England	T	1-1	10,108	2-1-4	T1	10
May 30, 2004	Kansas City	W	1-0	9,109	3-1-4	T1	13
Jun 5, 2004	Dallas	L	0-2	11,519	3-2-4	2	13
Jun 12, 2004	at San Jose	L	1-3	9,999	3-3-4	T3	13
Jun 19, 2004	Los Angeles	W	2-1	14,371	4-3-4	T2	16
Jun 23, 2004	at Los Angeles	W	3-0	18,342	5-3-4	1	19
Jun 26, 2004	at New England	L	1-2	9,891	5-4-4	1	19
Jun 30, 2004	Colorado	L	2-3	41,013	5-5-4	1	19
Jul 3, 2004	at D.C. United	L	2-6	16,177	5-6-4	2	19
Jul 10, 2004	San Jose	W	2-0	13,174	6-6-4	1	22
Jul 17, 2004	at Chicago	T	1-1	20,754	6-6-5	1	23
Jul 24, 2004	Chicago	W	2-1	10,777	7-6-5	1	26
Jul 28, 2004	at Kansas City	W	2-1	8,138	8-6-5	1	29
Aug 8, 2004	Los Angeles	W	3-0	14,687	9-6-5	1	32
Aug 15, 2004	Dallas	L	0-1	11,913	9-7-5	1	32
Aug 21, 2004	at Colorado	L	0-1	11,462	9-8-5	1	32
Aug 29, 2004	Columbus	T	1-1	14,397	9-8-6	1	33
Sep 4, 2004	at Kansas City	L	0-1	10,430	9-9-6	2	33
Sep 11, 2004	New England	W	3-2	12,333	10-9-6	2	36
Sep 18, 2004	at Columbus	L	2-4	18,233	10-10-6	2	36
Sep 25, 2004	at Dallas	W	2-0	7,214	11-10-6	2	39
Oct 2, 2004	D.C. United	L	0-1	32,864	11-11-6	2	39
Oct 9, 2004	Columbus	T	1-1	15,007	11-11-7	2	40
Oct 17, 2004	at D.C. United	L	2-3	19,832	11-12-7	3	40

2004

2004 NEW YORK FINAL STATISTICS (11-12-7, 39 PTS.)

UNF	POS	PLAYER	GP	GS	MIN	G	A	SHT	SOG	FC	FS	OFF	CK	C	E
20	M	Amado Guevara	24	23	2,110	10	10	65	30	58	53	2	51	8	1
15	F	John Wolyniec	30	23	2,051	10	3	56	27	42	37	11	0	1	0
24	M	Eddie Goven	29	29	2,578	7	7	46	22	44	79	6	4	2	0
13	F	Cornell Glen	18	10	966	6	2	42	21	21	38	7	0	4	0
19	F	Fabian Taylor	21	8	883	5	1	45	18	20	12	2	1	1	0
7	M/F	Mike Magee	22	18	1,536	3	4	30	15	23	38	4	58	4	0
9	F	Sergio Galvan Rey	20	10	871	2	1	23	9	4	7	7	1	0	0
2	M	Ricardo Clark	26	19	1,769	1	1	25	7	37	40	2	1	7	0
12	D	Jeff Parke	28	27	2,409	1	1	23	10	22	24	0	0	5	0
10	M	Joselito Vaca	22	20	1,673	1	1	31	13	19	31	0	23	0	0
14	D	Kenny Arena	10	8	707	1	0	2	1	13	8	0	0	2	0
8	M	Mark Lisi	11	8	695	0	4	14	5	10	9	1	2	2	0
3	D	Chris Leitch	29	29	2,610	0	2	13	3	26	27	0	0	4	0
21	D	Craig Ziadie	15	14	1,289	0	2	4	0	23	12	1	0	4	1
25	M	Gilberto Flores	7	7	451	0	1	7	1	21	20	0	2	1	0
30	D	Tenywa Bonseu	14	13	1,164	0	0	4	1	13	6	0	0	4	0
11	M/D	Pablo Brenes	14	5	709	0	0	13	4	10	23	5	8	1	0
23	D	Eddie Pope	22	22	1,928	0	0	10	5	17	13	0	0	1	0
22	D/M	Tim Regan	12	7	578	0	0	3	1	7	10	0	0	2	0
6	D	Seth Stammer	1	0	1	0	0	0	0	0	0	0	0	0	0
1	GK	Jonny Walker	28	28	2,520	0	0	0	0	0	6	0	0	0	0
18	GK	Zach Wells	2	2	180	0	0	0	0	0	0	0	0	0	0
16	M	Michael Bradley	0	0	0	0	0	0	0	0	0	0	0	0	0
TEAM TOTALS			30	30	2700	47	40	456	193	430	500	48	151	53	2
OPPONENT TOTALS			30	30	2700	49	47	376	156	506	416	103	154	63	1

NEW YORK INDIVIDUAL GOALKEEPING

UNF	POS	GOALKEEPER	GP	GS	MIN	SHTS	SV	GA	GAA	PG	PA	W	L	T	SO
1	GK	Jonny Walker	28	28	2,520	148	99	45	1.61	3	4	10	11	7	5
18	GK	Zach Wells	2	2	180	8	4	4	2.00	1	1	1	1	0	0
TEAM TOTALS			30	30	2,700	156	103	49	1.63	4	5	11	12	7	5
OPPONENT TOTALS			30	30	2,700	193	138	47	1.57	8	8	12	11	7	6

2005

2005 NEW YORK SEASON SUMMARY

DATE	OPPONENT	RESULT	SCORE	ATT.	W-L-T	POS.	PTS.
Apr 2, 2005	Real Salt Lake	T	0-0	12,657	0-0-1	T4	1
Apr 16, 2005	Kansas City	T	2-2	12,548	0-0-2	T4	2
Apr 22, 2005	Chicago	L	0-1	9,692	0-1-2	6	2
Apr 30, 2005	at Colorado	W	3-1	10,259	1-1-2	T4	5
May 7, 2005	San Jose	L	0-1	8,274	1-2-2	6	5
May 14, 2005	at Chicago	W	3-0	8,341	2-2-2	T4	8
May 21, 2005	New England	T	2-2	12,134	2-2-3	T4	9
May 25, 2005	at Kansas City	L	0-1	7,129	2-3-3	6	9
May 28, 2005	at Columbus	W	3-0	9,413	3-3-3	4	12
May 31, 2005	Chicago	W	2-1	50,807	4-3-3	T3	151
Jun 4, 2005	at Los Angeles	T	2-2	20,331	4-3-4	4	16
Jun 12, 2005	D.C. United	T	0-0	15,125	4-3-5	T3	17
Jun 18, 2005	Columbus	W	3-2	11,666	5-3-5	3	20
Jun 25, 2005	at New England	L	2-4	17,194	5-4-5	4	20
Jul 4, 2005	at Real Salt Lake	T	2-2	20,121	5-4-6	5	21
Jul 9, 2005	Los Angeles	W	2-1	12,199	6-4-6	4	24
Jul 16, 2005	Colorado	T	1-1	8,324	6-4-7	T4	25
Jul 20, 2005	at Columbus	L	0-1	10,990	6-5-7	5	25
Jul 23, 2005	at San Jose	L	1-2	10,302	6-6-7	5	25
Jul 27, 2005	FC Dallas	W	3-2	7,776	7-6-7	5	28
Aug 6, 2005	at FC Dallas	T	2-2	16,750	7-6-8	5	29
Aug 10, 2005	at D.C. United	L	0-3	11,883	7-7-8	5	29
Aug 14, 2005	Columbus	W	2-1	10,775	8-7-8	5	32
Aug 21, 2005	Chivas USA	T	3-3	15,787	8-7-9	5	33
Sep 3, 2005	Kansas City	T	2-2	8,765	8-7-10	5	34
Sep 10, 2005	at Kansas City	W	1-0	7,891	9-7-10	5	37
Sep 17, 2005	New England	W	5-4	17,031	10-7-10	5	40
Sep 24, 2005	at New England	L	0-1	15,663	10-8-10	5	40
Oct 1, 2005	D.C. United	L	1-4	27,670	10-9-10	5	40
Oct 5, 2005	at Chicago	T	2-2	11,094	10-9-11	5	41
Oct 8, 2005	at D.C. United	W	2-1	18,751	11-9-11	T4	44
Oct 16, 2005	at Chivas USA	W	2-0	17,394	12-9-11	4	47

2005

2005 NEW YORK FINAL STATISTICS (12-9-11, 47 PTS.)

UNF	POS	PLAYER	GP	GS	MIN	G	A	SHT	SOG	FC	FS	OFF	CK	C	E
20	M	Amado Guevara	26	26	2,284	11	11	67	31	43	51	7	71	9	1
10	F/M	Youri Djorkaeff	24	24	1,986	10	7	76	33	44	42	19	20	3	0
24	M	Eddie Gaven	28	26	2,257	8	4	34	19	31	67	11	1	0	0
99	F	Ante Razov (TOT)	25	21	1,936	7	6	62	22	23	25	30	5	2	1
99	F	Ante Razov (NY)	18	16	1,431	6	5	46	17	19	17	25	0	2	1
9	F	Sergio Galvan Rey	27	16	1,598	7	0	44	23	13	14	28	0	2	0
7	M/F	Mike Magee	29	21	1,835	5	5	27	13	36	36	9	20	2	0
11	F	Abbe Ibrahim	16	6	577	2	3	15	8	19	12	7	0	3	1
15	*F	John Wolyniec	8	5	527	2	3	9	5	10	9	10	1	0	0
16	M	Michael Bradley	30	30	2,628	1	4	17	5	49	22	0	0	9	0
30	D	Ryan Suarez (TOT)	19	16	1,309	1	0	3	1	18	18	1	0	2	0
30	D	Ryan Suarez (NY)	4	2	141	0	0	0	0	1	5	1	0	0	0
8	M	Mark Lisi	28	22	1,971	0	5	19	6	36	18	2	3	3	0
2	D	Tim Ward	13	11	1,034	0	3	6	2	14	16	2	0	4	0
3	D	Chris Leitch	28	26	2,344	0	1	8	2	22	16	1	1	7	0
5	D	Jeff Parke	21	19	1,632	0	1	6	1	25	14	0	0	4	0
6	D	Seth Stammer	10	3	361	0	1	2	2	7	1	0	0	2	0
12	D	Jeff Agoos	25	25	2,150	0	0	9	4	26	22	0	7	3	0
23	D	Danilo da Silva	5	0	62	0	0	1	1	3	1	0	0	0	0
25	M	Gilberto Flores	3	0	39	0	0	1	0	0	0	0	1	0	0
21	D	Jason Hernandez	3	3	268	0	0	0	0	3	2	0	0	1	0
4	D	Carlos Mendes	24	21	1,916	0	0	1	0	33	19	0	0	5	0
1	GK	Tony Meola	15	15	1,350	0	0	0	0	0	0	0	0	1	0
15	F	Eric Quill (TOT)	2	0	11	0	0	0	0	0	0	0	0	0	0
15	F	Eric Quill (NY)	2	0	11	0	0	0	0	0	0	0	0	0	0
22	D/M	Tim Regan	20	18	1,643	0	0	3	1	22	12	1	0	5	1
13	GK	Zach Wells	17	17	1,530	0	0	0	0	2	2	1	0	0	0
17	F	Ramon Bailey	0	0	0	0	0	0	0	0	0	0	0	0	0
14	M	Chris Corcoran	0	0	0	0	0	0	0	0	0	0	0	0	0
33	M	Daniel Garipe	0	0	0	0	0	0	0	0	0	0	0	0	0
18	GK	Michael Ueltschey	0	0	0	0	0	0	0	0	0	0	0	0	0
OWN GOALS RECEIVED			1												
TEAM TOTALS			32	32	2,880	53	53	391	173	458	406	124	125	65	4
OPPONENT TOTALS			32	32	2,880	49	55	485	212	425	445	121	166	57	3

NEW YORK INDIVIDUAL GOALKEEPING

UNF	POS	GOALKEEPER	GP	GS	MIN	SHTS	SV	GA	GAA	PG	PA	W	L	T	SO
13	GK	Zach Wells	17	17	1,530	95	69	21	1.24	3	5	6	4	7	4
1	GK	Tony Meola	15	15	1,350	117	83	28	1.87	0	0	6	5	4	2
TEAM TOTALS			32	32	2,880	212	152	49	1.53	3	5	12	9	11	6
OPPONENT TOTALS			32	32	2,880	173	111	53	1.66	6	7	9	12	11	8

2006 NEW YORK SEASON SUMMARY

2006

DATE	OPPONENT	RESULT	SCORE	ATT.	W-L-T	POS.	PTS.
Apr 2, 2006	at D.C. United	T	2-2	23,028	0-0-1	T3	1
Apr 8, 2006	New England	T	0-0	35,793	0-0-2	4	2
Apr 15, 2006	at Real Salt Lake	T	1-1	16,132	0-0-3	4	3
Apr 22, 2006	D.C. United	L	1-4	8,475	0-1-3	5	3
Apr 29, 2006	at Chivas USA	T	0-0	12,404	0-1-4	T3	4
May 13, 2006	Chicago	T	1-1	8,712	0-1-5	6	5
May 20, 2006	Chivas USA	W	5-4	9,573	1-1-5	6	8
May 24, 2006	FC Dallas	L	1-2	52,425	1-2-5	6	8
Jun 3, 2006	at Kansas City	T	1-1	11,020	1-2-6	6	9
Jun 10, 2006	Houston	T	1-1	9,617	1-2-7	T5	10
Jun 17, 2006	Los Angeles	W	2-1	10,207	2-2-7	T4	13
Jun 25, 2006	at Chicago	L	0-2	20,133	2-3-7	6	13
Jun 28, 2006	Columbus	T	0-0	7,783	2-3-8	6	14
Jul 1, 2006	at New England	L	2-3	9,424	2-4-8	6	14
Jul 4, 2006	at Los Angeles	L	0-1	23,027	2-5-8	6	14
Jul 8, 2006	at FC Dallas	L	1-2	10,430	2-6-8	6	14
Jul 14, 2006	Colorado	W	1-0	5,504	3-6-8	6	17
Jul 19, 2006	at Columbus	W	2-0	10,537	4-6-8	T3	20
Jul 22, 2006	Kansas City	W	1-0	8,685	5-6-8	3	23
Jul 29, 2006	at Houston	T	1-1	10,334	5-6-9	3	24
Aug 16, 2006	D.C. United	T	0-0	11,230	5-6-10	T3	25
Aug 19, 2006	at Columbus	L	0-1	20,149	5-7-10	T4	25
Aug 26, 2006	Real Salt Lake	W	6-0	11,682	6-7-10	T3	28
Aug 30, 2006	at Kansas City	T	2-2	6,103	6-7-11	5	29
Sep 3, 2006	at Chicago	L	1-2	10,494	6-8-11	5	29
Sep 9, 2006	at New England	L	0-1	12,617	6-9-11	5	29
Sep 16, 2006	Columbus	W	1-0	11,141	7-9-11	5	32
Sep 20, 2006	New England	L	0-2	6,670	7-10-11	5	32
Sep 23, 2006	at D.C. United	L	3-4	21,727	7-11-11	5	32
Sep 30, 2006	Chicago	W	1-0	15,835	8-11-11	T4	35
Oct 7, 2006	at Colorado	T	1-1	14,615	8-11-12	5	36
Oct 14, 2006	Kansas City	W	3-2	19,780	9-11-12	4	39

2006

2006 NEW YORK FINAL STATISTICS (9-11-12, 39 PTS.)

UNF	POS	PLAYER	GP	GS	MIN	G	A	SHT	SOG	FC	FS	OFF	CK	C	E
20	M	Amado Guevara	28	26	2,346	8	5	56	23	64	40	3	56	6	1
11	F	Edson Buddle	28	24	2,112	6	3	65	29	41	39	32	0	1	0
9	F	Jean Philippe Peguero (TOT)	14	14	1,248	6	3	27	12	28	38	21	0	2	0
9	F*	Jean Philippe Peguero	12	12	1,080	6	2	24	12	25	35	21	0	2	0
9	F	John Wolyniec (TOT)	22	17	1,430	4	2	38	17	27	16	14	0	2	0
9	F	John Wolyniec (NY)	11	9	747	3	2	19	7	16	9	3	0	1	0
6	M/D	Seth Stammers	29	27	2,374	3	5	32	14	56	19	2	5	7	0
19	M	Chris Henderson	32	29	2,188	3	1	30	14	34	23	25	40	0	0
7	M/F	Mike Magee	17	9	938	3	1	23	12	28	16	4	0	4	1
17	F	Josmer Altidore	7	3	330	3	0	7	5	11	13	1	0	1	0
10	F/M	Youri Djorkaeff	21	21	1,824	2	4	59	20	32	57	13	27	2	0
16	D	Todd Dunivant (TOT)	22	21	1,858	2	2	14	9	21	13	4	15	3	0
16	D	Todd Dunivant (NY)	9	8	725	2	1	8	4	9	4	2	1	1	0
28	F	Jerrold Laventure	5	0	70	1	1	2	1	2	3	0	0	0	0
25	F/M	Jordan Cila	4	0	78	1	0	3	3	1	1	0	0	0	0
8	M	Mark Lisi	9	7	506	0	4	3	2	10	4	0	0	2	0
2	D	Marvell Wynne	28	23	2,170	0	3	10	5	19	18	0	0	4	1
3	M	Danny O'Rourke	28	27	2,400	0	2	7	1	59	43	0	0	7	1
18	GK	Jon Conway	12	12	1,080	0	1	0	0	1	4	0	0	1	0
5	D	Steve Jolley	16	10	851	0	1	2	1	11	4	1	0	1	0
15	M	Dema Kovalenko	12	12	1,080	0	1	19	9	27	26	0	0	4	0
4	D	Carlos Mendes	31	31	2,751	0	1	0	0	35	21	0	0	6	0
12	M	Blake Camp	3	0	36	0	0	2	1	0	1	0	1	0	0
21	M	Peter Canero	9	2	278	0	0	2	1	4	4	1	0	1	0
26	D	Taylor Graham	10	6	568	0	0	2	0	12	2	1	0	1	0
27	M	Elie Ikangu	2	0	22	0	0	0	0	1	0	0	0	0	0
9	F*	Thiago Martins	1	0	11	0	0	1	1	0	0	0	0	0	0
1	GK	Tony Meola	20	20	1,800	0	0	0	0	1	4	0	0	1	0
23	D	Jeff Parke	31	31	2,771	0	0	6	2	27	33	0	0	5	0
32	M	Markus Schopp	5	1	199	0	0	6	3	8	4	0	0	3	0
14	M	Joe Vide	7	2	282	0	0	4	0	6	6	0	0	2	0
33	F	David Arvizu	0	0	0	0	0	0	0	0	0	0	0	0	0
22	GK	Michael Behonick	0	0	0	0	0	0	0	0	0	0	0	0	0
TEAM TOTALS			32	32	2,880	41	38	392	170	540	450	109	130	63	4
OPPONENT TOTALS			32	32	2,880	41	40	411	187	456	533	128	173	48	8

NEW YORK INDIVIDUAL GOALKEEPING

UNF	POS	GOALKEEPER	GP	GS	MIN	SHTS	SV	GA	GAA	PG	PA	W	L	T	SO
18	GK	Jon Conway	12	12	1,080	67	54	12	1.00	3	3	7	2	3	5
1	GK	Tony Meola	20	20	1,800	120	91	29	1.45	1	1	2	9	9	5
TEAM TOTALS			32	32	2,880	187	145	41	1.28	4	4	9	11	12	10
OPPONENT TOTALS			32	32	2,880	170	127	41	1.28	4	5	11	9	12	9

2007 NEW YORK SEASON SUMMARY

DATE	OPPONENT	RESULT	SCORE	ATT.	W-L-T	POS.	PTS.
Apr 7, 2007	at Columbus	T	0-0	13,782	0-0-1	T2	1
Apr 15, 2007	FC Dallas	W	3-0	8,865	1-0-1	T1	4
Apr 21, 2007	Houston	W	1-0	12,481	2-0-1	T1	7
Apr 26, 2007	at FC Dallas	W	1-0	14,087	3-0-1	1	10
May 5, 2007	at Real Salt Lake	T	3-3	14,789	3-0-2	2	11
May 13, 2007	Colorado	L	0-1	7,802	3-1-2	3	11
May 19, 2007	Columbus	W	4-0	10,321	4-1-2	2	14
May 24, 2007	Chicago	W	3-0	9,357	5-1-2	T1	17
Jun 2, 2007	at Kansas City	L	2-3	13,875	5-2-2	3	17
Jun 6, 2007	at Toronto FC	W	2-1	20,113	6-2-2	1	20
Jun 10, 2007	at D.C. United	L	2-4	18,066	6-3-2	1	20
Jun 16, 2007	Kansas City	T	3-3	15,546	6-3-3	1	21
Jun 30, 2007	at Columbus	L	0-1	11,435	6-4-3	2	21
Jul 5, 2007	at Houston	L	0-4	14,072	6-5-3	T3	21
Jul 8, 2007	at Colorado	W	1-0	12,708	7-5-3	1	24
Jul 14, 2007	New England	L	0-1	13,819	7-6-3	T3	24
Jul 22, 2007	D.C. United	W	1-0	14,705	8-6-3	T1	27
Jul 26, 2007	Chivas USA	L	0-2	10,732	8-7-3	T1	27
Aug 12, 2007	Toronto FC	W	3-0	12,103	9-7-3	T2	30
Aug 18, 2007	Los Angeles	W	5-4	66,237	10-7-3	T2	33
Aug 22, 2007	at D.C. United	L	1-3	18,748	10-8-3	3	33
Aug 25, 2007	at New England	L	1-2	16,017	10-9-3	3	33
Sep 1, 2007	Chicago	W	1-0	13,219	11-9-3	3	36
Sep 9, 2007	at Chivas USA	L	0-3	10,292	11-10-3	3	36
Sep 15, 2007	at Chicago	T	2-2	20,586	11-10-4	3	37
Sep 22, 2007	New England	T	2-2	16,823	11-10-5	3	38
Sep 29, 2007	Real Salt Lake	T	2-2	15,855	11-10-6	3	39
Oct 4, 2007	at Toronto FC	L	1-2	20,274	11-11-6	3	39
Oct 13, 2007	Kansas City	W	2-1	20,083	12-11-6	3	42
Oct 18, 2007	at Los Angeles	T	1-1	27,000	12-11-7	3	43

2007

2007

2007 NEW YORK FINAL STATISTICS (12-11-7, 43 PTS.)

UNF	POS	PLAYER	GP	GS	MIN	G	A	SHT	SOG	FC	FS	OFF	CK	C	E
9	F	Juan Pablo Angel	24	24	2,125	19	5	97	53	31	20	42	1	2	1
17	F	Jozy Altidore	22	15	1,399	9	4	43	20	38	43	12	0	4	0
13	M/F	Clint Mathis	26	19	1,723	6	2	47	22	16	15	5	37	2	2
15	F	John Wolyniec	21	13	1,032	3	2	24	7	16	27	7	0	1	0
11	M	Dave van den Bergh	29	26	2,228	2	8	36	19	23	14	3	45	1	0
19	M	Dane Richards	28	27	2,335	2	6	24	14	50	35	12	2	5	0
30	F	Francis Doe	8	4	428	2	1	17	7	8	4	15	1	1	0
21	M	Dema Kovalenko	19	15	1,378	2	1	21	7	29	22	3	1	5	0
3	D	Hunter Freeman	16	15	1,342	1	1	6	4	21	19	0	1	2	0
2	D	Kevin Goldthwaite (TOT)	19	17	1,466	1	1	11	6	21	20	0	9	4	1
2	D	Kevin Goldthwaite (NY)	9	8	662	0	0	3	0	7	11	0	1	2	0
25	M	Sal Caccavale	1	0	2	1	0	1	1	0	0	0	0	0	0
10	M	Claudio Reyna	21	21	1,723	0	3	14	3	35	18	1	48	2	0
6	M/D	Seth Stammers	29	28	2,547	0	2	26	5	46	28	0	7	3	0
18	GK	Jon Conway	14	12	1,143	0	1	0	0	0	2	0	0	0	0
26	D	Taylor Graham	5	3	335	0	1	0	0	5	4	0	0	0	0
60	D	Jeff Parke	28	26	2,246	0	1	10	4	24	23	0	0	2	0
32	M	Markus Schopp	5	3	228	0	1	3	1	8	1	0	0	1	0
8	M	Sinisa Ubiparipovic	12	0	233	0	1	4	2	2	4	0	2	0	0
16	D	Todd Dunivant	7	7	630	0	0	2	2	6	5	0	0	0	0
24	M	Elie Ikangu	1	0	8	0	0	0	0	0	0	0	0	0	0
28	F	Jerrold Laventure	1	0	4	0	0	0	0	0	1	0	0	0	0
33	D	Chris Leitch	12	11	1,018	0	0	2	0	8	9	2	1	0	0
7	M/F	Mike Magee	7	0	144	0	0	5	3	5	5	0	0	0	0
4	D	Carlos Mendes	23	19	1,709	0	0	0	0	12	4	0	0	2	0
5	M	Santino Quaranta (TOT)	9	3	265	0	0	3	1	4	3	0	7	0	0
5	M	Santino Quaranta	3	0	47	0	0	1	0	2	1	0	0	0	0
22	D	Tim Regan	3	2	143	0	0	0	0	2	3	0	0	0	0
14	M	Joe Vide	16	13	1,107	0	0	10	4	26	13	0	0	4	1
23	GK	Ronald Waterreus	18	18	1,557	0	0	0	0	0	2	0	0	0	0
2	D	Marvell Wynne	1	1	90	0	0	0	0	4	2	0	0	0	0
12	M	Blake Camp	0	0	0	0	0	0	0	0	0	0	0	0	0
1	GK	Danny Cepero	0	0	0	0	0	0	0	0	0	0	0	0	0
27	M/F	Chris Karcz	0	0	0	0	0	0	0	0	0	0	0	0	0
29	F	Randi Patterson	0	0	0	0	0	0	0	0	0	0	0	0	0
TEAM TOTALS			30	30	2,700	47	40	396	178	424	361	102	147	39	4
OPPONENT TOTALS			30	30	2,700	45	44	366	168	362	424	141	162	42	5

NEW YORK INDIVIDUAL GOALKEEPING

UNF	POS	GOALKEEPER	GP	GS	MIN	SHTS	SV	GA	GAA	PG	PA	W	L	T	SO
18	GK	Jon Conway	14	12	1,143	79	57	14	1.10	1	2	6	5	2	4
23	GK	Ronald Waterreus	18	18	1,557	89	59	31	1.79	3	3	6	6	5	5
TEAM TOTALS			30	30	2,700	168	116	45	1.50	4	5	12	11	7	10
OPPONENT TOTALS			30	30	2,700	178	118	47	1.57	5	6	11	12	7	7

2008 NEW YORK SEASON SUMMARY

DATE	OPPONENT	RESULT	SCORE	ATT.	W-L-T	POS.	PTS.
Apr 5, 2008	Columbus	W	2-0	17,119	1-0-0	T3	3
Apr 12, 2008	at FC Dallas	L	0-2	11,564	1-1-0	T5	3
Apr 19, 2008	New England	T	1-1	12,047	1-1-1	6	4
Apr 27, 2008	San Jose	W	2-0	9,053	2-1-1	6	7
May 1, 2008	at Toronto FC	T	1-1	19,816	2-1-2	6	8
May 10, 2008	at Los Angeles	W	2-1	27,000	3-1-2	3	11
May 17, 2008	Kansas City	T	1-1	15,755	3-1-3	4	12
May 25, 2008	Chicago	L	1-5	14,754	3-2-3	5	12
May 31, 2008	at Houston	L	0-1	17,204	3-3-3	5	12
Jun 5, 2008	Chivas USA	W	1-0	9,521	4-3-3	5	15
Jun 14, 2008	at D.C. United	L	1-4	18,622	4-4-3	6	15
Jun 18, 2008	at New England	T	1-1	10,596	4-4-4	T5	16
Jun 21, 2008	FC Dallas	W	1-0	16,427	5-4-4	T4	19
Jun 28, 2008	at Chivas USA	T	1-1	16,379	5-4-5	T4	20
Jul 4, 2008	at Colorado	L	0-4	18,776	5-5-5	T5	20
Jul 10, 2008	at Kansas City	L	1-2	8,773	5-6-5	T6	20
Jul 19, 2008	Los Angeles	T	2-2	46,754	5-6-6	T6	21
Jul 27, 2008	at San Jose	T	1-1	9,046	5-6-7	T4	22
Aug 10, 2008	D.C. United	W	4-1	15,038	6-6-7	T4	25
Aug 17, 2008	Toronto FC	W	2-0	11,119	7-6-7	T4	28
Aug 24, 2008	Houston	W	3-0	12,549	8-6-7	T4	31
Aug 30, 2008	at D.C. United	W	0-0	15,616	8-6-8	T4	32
Sep 6, 2008	at Chicago	L	0-1	16,776	8-7-8	T4	32
Sep 13, 2008	Real Salt Lake	W	2-1	11,692	9-7-8	4	35
Sep 18, 2008	at Columbus	L	1-3	10,881	9-8-8	4	35
Sep 27, 2008	Colorado	L	4-5	14,795	9-9-8	4	35
Oct 4, 2008	Toronto FC	L	1-3	13,756	9-10-8	4	35
Oct 9, 2008	at Real Salt Lake	T	1-1	20,008	9-10-9	4	36
Oct 18, 2008	Columbus	W	3-1	18,546	10-10-9	T4	39
Oct 23, 2008	at Chicago	L	2-5	13,274	10-11-9	T4	39

2008

2008

2008 NEW YORK FINAL STATISTICS (10-11-9, 39 PTS.)

UNF	POS	PLAYER	GP	GS	MIN	G	A	SHT	SOG	FC	FS	OFF	CK	C	E
9	F	Juan Pablo Angel	23	22	1,955	14	3	76	41	23	18	27	0	2	0
11	M	Dave van den Bergh	26	25	2,228	7	5	36	19	16	23	1	65	3	1
7	M/F	Mike Magee	26	18	1,665	5	1	35	19	25	21	2	24	2	0
19	M	Dane Richards	23	18	1,553	3	6	28	11	35	28	19	1	2	0
17	F	Jozy Altidore	8	7	665	3	1	13	8	18	15	4	0	0	0
2	D	Kevin Goldthwaite	28	28	2,438	2	2	17	6	42	27	0	2	7	1
12	M	Danleigh Borman	15	7	721	2	0	16	5	4	4	5	4	1	0
6	M/D	Seth Stammer	26	26	2,195	1	4	25	9	37	15	1	5	5	0
30	F	Macoumba Kandji	5	2	270	1	2	5	3	2	4	2	1	1	0
8	M	Sinisa Ubiparipovic	16	9	821	1	2	12	7	23	15	1	9	4	0
1	GK	Danny Cepero	2	2	180	1	0	1	1	0	0	0	0	0	0
14	M	Matthew Mbuta	2	1	86	1	0	4	2	1	1	0	0	0	0
13	M	Jorge Rojas	11	9	825	0	5	13	5	8	12	3	17	2	0
33	D	Chris Leitch	17	14	1,259	0	2	1	0	12	6	0	0	2	0
18	GK	Jon Conway	28	28	2,520	0	1	0	0	1	1	0	0	1	0
3	D	*Hunter Freeman	14	10	953	0	1	1	0	12	9	0	2	0	0
29	D	Diego Jimenez	6	6	520	0	1	2	1	5	4	1	0	3	0
23	M	Juan Pietravallo	13	12	889	0	1	6	2	21	12	0	0	3	1
15	F	John Wolynec	19	5	726	0	1	18	6	12	13	8	0	1	0
27	D	Andrew Boyens (TOT)	19	16	1,506	0	0	5	0	31	10	0	0	6	0
27	D	Andrew Boyens (NY)	19	16	1,506	0	0	5	0	31	10	0	0	6	0
17	D	Gabriel Cichero	8	8	631	0	0	1	1	14	8	0	0	3	1
20	F	Oscar Echeverry	9	7	581	0	0	10	4	13	13	6	0	1	0
26	F	Chris Megaloudis	1	0	35	0	0	2	2	0	0	1	0	0	0
4	M/D	Carlos Mendes	17	10	964	0	0	2	1	20	5	0	0	2	0
60	D	Jeff Parke	24	23	2,025	0	0	12	3	25	30	0	0	3	1
10	M	Claudio Reyna	6	6	461	0	0	7	1	1	8	0	15	0	0
32	M/D	Luke Sassano	18	11	954	0	0	8	1	11	13	1	0	2	0
24	GK	Terry Boss	0	0	0	0	0	0	0	0	0	0	0	0	0
16	D	John Gilkerson	0	0	0	0	0	0	0	0	0	0	0	0	0
25	M	Gordon Kljestan	0	0	0	0	0	0	0	0	0	0	0	0	0
40	GK	Caleb Patterson-Sewell	0	0	0	0	0	0	0	0	0	0	0	0	0
5	M	David Roth	0	0	0	0	0	0	0	0	0	0	0	0	0
22	F	Sainey Touray	0	0	0	0	0	0	0	0	0	0	0	0	0
OWN-GOALS RECEIVED			1												
TEAM TOTALS			30	30	2,700	42	38	356	158	413	341	82	145	56	5
OPPONENT TOTALS			30	30	2,700	48	45	361	157	341	413	82	141	57	1

NEW YORK INDIVIDUAL GOALKEEPING

UNF	POS	GOALKEEPER	GP	GS	MIN	SHTS	SV	GA	GAA	PG	PA	W	L	T	SO
18	GK	Jon Conway	28	28	2,520	146	98	42	1.50	2	3	9	10	9	7
1	GK	Danny Cepero	2	2	180	11	5	6	3.00	0	0	1	1	0	0
TEAM TOTALS			30	30	2,700	157	103	48	1.60	2	3	10	11	9	7
OPPONENT TOTALS			30	30	2,700	158	109	42	1.40	2	3	11	10	9	5

2009 NEW YORK SEASON SUMMARY

DATE	OPPONENT	RESULT	SCORE	ATT.	W-L-T	POS.	PTS.
Mar 19, 2009	at Seattle	L	0-3	32,608	0-1-0	T1	0
Mar 28, 2009	New England	T	1-1	12,462	0-1-1	6	1
Apr 5, 2009	at Chicago	L	0-1	11,633	0-2-1	7	1
Apr 11, 2009	at Houston	T	0-0	19,494	0-2-2	7	2
Apr 18, 2009	Real Salt Lake	W	2-0	8,508	1-2-2	T5	5
Apr 23, 2009	at Kansas City	L	0-1	10,385	1-3-2	6	5
Apr 26, 2009	D.C. United	L	2-3	10,303	1-4-2	6	5
May 2, 2009	at Los Angeles	L	0-1	21,006	1-5-2	T6	5
May 8, 2009	San Jose	W	4-1	8,042	2-5-2	T5	8
May 16, 2009	Houston	T	1-1	14,647	2-5-3	6	9
May 24, 2009	Chicago	L	0-1	10,762	2-6-3	T6	9
May 30, 2009	Colorado	L	2-3	12,039	2-7-3	7	9
Jun 4, 2009	at D.C. United	L	0-2	11,226	2-8-3	7	9
Jun 7, 2009	at New England	L	0-4	11,183	2-9-3	7	9
Jun 13, 2009	at Toronto FC	L	1-2	19,843	2-10-3	7	9
Jun 20, 2009	Seattle	T	1-1	14,313	2-10-4	7	10
Jun 24, 2009	at Toronto FC	L	0-2	20,902	2-11-4	7	10
Jun 27, 2009	at Columbus	L	0-1	15,575	2-12-4	7	10
Jul 4, 2009	at FC Dallas	L	1-2	14,327	2-13-4	7	10
Jul 16, 2009	Los Angeles	L	1-3	23,238	2-14-4	7	10
Jul 25, 2009	at Colorado	L	0-4	16,816	2-15-4	7	10
Aug 15, 2009	Chivas USA	L	0-2	10,556	2-16-4	7	10
Aug 23, 2009	FC Dallas	W	3-2	9,648	3-16-4	7	13
Aug 30, 2009	Columbus	W	1-0	10,323	4-16-4	7	16
Sep 12, 2009	Kansas City	L	0-1	10,234	4-17-4	7	16
Sep 18, 2009	New England	T	1-1	10,979	4-17-5	7	17
Sep 26, 2009	at Chivas USA	T	1-1	14,211	4-17-6	7	18
Oct 3, 2009	at San Jose	L	0-1	10,525	4-18-6	7	18
Oct 14, 2009	at Real Salt Lake	L	0-2	16,247	4-19-6	7	18
Oct 24, 2009	Toronto FC	W	5-0	21,305	5-19-6	7	21

2009

2009

2009 NEW YORK FINAL STATISTICS (5-19-6, 21 PTS.)

UNF	POS	PLAYER	GP	GS	MIN	G	A	SHT	SOG	FC	FS	OFF	CK	C	E
9	F	Juan Pablo Angel	25	25	2133	12	2	81	37	22	18	34	1	2	0
10	F	Macoumba Kandji	23	20	1752	4	5	47	24	43	47	10	0	2	0
19	M/F	Dane Richards	27	20	1988	3	2	19	6	42	28	11	6	4	0
13	M	Jorge Rojas	21	19	1515	2	2	36	14	18	18	1	53	1	1
15	F	John Wolyniec	20	8	764	2	1	21	8	16	9	5	0	2	0
5	M	Albert Celades	17	14	1203	1	4	10	3	16	15	0	2	2	0
11	D/M	Danleigh Borman	24	14	1441	1	1	13	4	9	9	0	26	4	0
14	M	Matthew Mbuta	10	2	280	1	0	4	1	4	0	5	0	0	0
17	D/M	Jeremy Hall	24	22	2001	0	1	3	2	14	14	0	0	1	1
3	D	Carlos Johnson	13	12	899	0	1	4	1	15	16	0	1	3	3
8	M	Sinisa Ubiparipovic	23	13	1206	0	1	15	8	12	18	3	33	1	1
27	D	Andrew Boyens	14	14	1114	0	0	4	2	16	9	0	0	3	0
1	GK	Danny Cepero	13	13	1088	0	0	0	0	0	2	0	0	0	0
18	GK	*Jon Conway	9	9	810	0	0	0	0	1	0	0	0	0	0
24	GK	Bouna Coundoul	8	8	720	0	0	1	1	0	2	0	0	0	0
40	GK	Alec Dufty	1	0	82	0	0	0	0	0	0	0	0	0	0
20	D	Walter Garcia	1	0	81	0	0	0	0	0	1	0	0	0	0
2	D	Kevin Goldthwaite	17	17	1449	0	0	3	0	20	24	0	1	5	1
18	D	Leo Krupnik	3	2	204	0	0	0	0	3	0	0	0	1	0
4	D	Carlos Mendes	12	11	868	0	0	0	0	13	5	0	0	1	0
25	F	*Dominic Oduro	3	1	128	0	0	5	2	3	2	0	0	0	0
21	M	Ernst Oebster	3	2	157	0	0	3	2	2	5	3	2	0	0
16	D	Alfredo Pacheco	14	14	1180	0	0	10	2	9	8	0	3	1	0
12	D	Mike Petke	19	18	1493	0	0	3	1	16	12	0	0	6	1
23	M	Juan Pietravallo	3	2	186	0	0	2	0	5	0	0	0	1	0
32	M/D	Luke Sassano	17	12	1179	0	0	6	0	6	8	0	0	1	0
7	M	Khano Smith	8	6	530	0	0	7	0	9	6	0	1	0	0
6	M	Seth Stammer	26	25	2238	0	0	20	6	37	13	1	0	4	0
22	M	Nick Zimmerman	11	7	757	0	0	21	10	7	10	1	6	0	0
	F	Giorgi Chirgadze	0	0	0	0	0	0	0	0	0	0	0	0	0
		OWN-GOALS RECEIVED	1												
		TEAM TOTALS	30	30	2700	27	20	338	134	358	328	74	135	45	8
		OPPONENT TOTALS	30	30	2700	47	44	374	184	329	358	104	151	52	3

NEW YORK INDIVIDUAL GOALKEEPING

UNF	POS	GOALKEEPER	GP	GS	MIN	SHTS	SV	GA	GAA	PG	PA	W	L	T	SO
40	GK	Alec Dufty	1	0	82	2	2	0	0.00	0	0	0	0	0	0
24	GK	Bouna Coundoul	8	8	720	46	32	10	1.25	1	2	2	4	2	2
1	GK	Danny Cepero	13	13	1088	85	62	21	1.74	0	1	2	8	3	0
18	GK	*Jon Conway	9	9	810	51	33	16	1.78	4	4	1	7	1	1
		TEAM TOTALS	30	30	2700	184	129	47	1.57	5	7	5	19	6	4
		OPPONENT TOTALS	30	30	2700	134	102	27	0.90	3	4	19	5	6	15

2010

2010 NEW YORK SEASON SUMMARY

DATE	OPPONENT	RESULT	SCORE	ATT.	W-L-T	POS.	PTS.
Mar 27, 2010	Chicago	W	1-0	24,572	1-0-0	T1	3
Apr 3, 2010	at Seattle	W	1-0	36,066	2-0-0	1	6
Apr 10, 2010	at Chivas USA	L	0-2	12,597	2-1-0	T1	6
Apr 17, 2010	FC Dallas	W	2-1	13,667	3-1-0	1	9
Apr 24, 2010	Philadelphia	W	2-1	15,619	4-1-0	1	12
May 1, 2010	at D.C. United	W	2-0	12,089	5-1-0	1	15
May 8, 2010	at San Jose	L	0-4	9,711	5-2-0	1	15
May 15, 2010	Seattle	L	0-1	17,900	5-3-0	1	15
May 20, 2010	Columbus	L	1-3	11,940	5-4-0	2	15
May 29, 2010	at New England	L	2-3	11,316	5-5-0	3	15
Jun 2, 2010	Houston	W	2-1	11,462	6-5-0	2	18
Jun 5, 2010	Chivas USA	W	1-0	18,815	7-5-0	T1	21
Jun 26, 2010	at Kansas City	W	3-0	10,385	8-5-0	T1	24
Jul 4, 2010	at Colorado	T	1-1	18,363	8-5-1	2	25
Jul 10, 2010	D.C. United	T	0-0	16,239	8-5-2	2	26
Jul 17, 2010	at Columbus	L	0-2	14,378	8-6-2	2	26
Jul 31, 2010	at Houston	T	2-2	24,750	8-6-3	2	27
Aug 8, 2010	at Chicago	T	0-0	21,868	8-6-4	2	28
Aug 11, 2010	Toronto FC	W	1-0	19,035	9-6-4	2	31
Aug 14, 2010	Los Angeles	L	0-1	25,000	9-7-4	2	31
Aug 21, 2010	at Toronto FC	W	1-0	22,108	10-7-4	2	34
Aug 28, 2010	San Jose	W	2-0	21,859	11-7-4	2	37
Sep 4, 2010	at Real Salt Lake	L	0-1	19,115	11-8-4	2	37
Sep 11, 2010	Colorado	W	3-1	19,014	12-8-4	2	40
Sep 16, 2010	at FC Dallas	T	2-2	15,105	12-8-5	2	41
Sep 24, 2010	at Los Angeles	W	2-0	27,000	13-8-5	T1	44
Oct 2, 2010	Kansas City	W	1-0	24,799	14-8-5	1	47
Oct 9, 2010	Real Salt Lake	T	0-0	20,829	14-8-6	1	48
Oct 16, 2010	at Philadelphia	L	1-2	18,578	14-9-6	1	48
Oct 21, 2010	New England	W	2-0	15,866	15-9-6	1	51

2010

2010 NEW YORK FINAL STATISTICS (15-9-6, 51 PTS.)

UNF	POS	PLAYER	GP	GS	MIN	G	A	SHT	SOG	FC	FS	OFF	CK	C	E
9	F	Juan Pablo Angel	30	29	2,593	13	4	98	40	19	17	50	0	2	0
19	M	Dane Richards	25	23	2,008	5	3	35	14	36	25	6	1	2	0
10	M	Mehdi Ballouchy (TOT)	27	25	2,138	4	6	35	15	22	36	3	42	4	0
10	M	Mehdi Ballouchy (NY)	6	6	540	1	1	10	5	7	9	3	8	2	0
20	M	Joel Lindpere	29	29	2,567	3	6	32	13	45	44	7	69	3	0
29	F	Salou Ibrahim	19	8	747	3	0	22	7	26	15	12	0	2	0
14	F	Thierry Henry	11	11	859	2	3	30	13	11	6	8	0	1	0
6	M-D	Seth Stammer	21	17	1,441	2	1	26	6	18	9	1	4	4	0
23	M	Tony Tchani	27	17	1,610	1	3	25	8	43	23	0	0	3	0
11	D	Danleigh Borman	18	13	1,179	1	1	4	2	13	4	0	4	4	0
4	M	Rafael Márquez	10	10	783	1	1	17	5	11	11	2	27	2	0
8	M	Sinisa Ubiparipovic	18	11	932	1	1	11	4	14	22	1	23	0	0
10	F	*Macoumba Kandji	13	8	792	1	0	17	4	29	12	12	1	1	0
5	D	Tim Ream	30	30	2,700	1	0	7	4	13	6	0	0	2	0
33	M	Carl Robinson	10	3	365	1	0	1	1	8	3	1	2	0	0
2	D	Carey Talley (TOT)	16	14	1,181	1	0	6	2	15	7	0	0	3	0
2	D	Carey Talley (NY)	1	1	40	0	0	0	0	1	0	0	0	0	0
3	D	Chris Albright	18	18	1,585	0	2	7	2	13	5	0	0	3	0
7	D	Roy Miller	25	21	1,948	0	2	9	3	29	6	1	4	5	1
18	GK	Bouna Coundoul	27	27	2,430	0	1	0	0	1	6	0	0	0	0
17	D	Jeremy Hall	13	9	895	0	1	3	1	17	7	1	0	3	0
44	D	Carlos Mendes	21	20	1,785	0	1	0	0	22	4	0	0	5	1
39	F	Juan Agudelo	2	0	14	0	0	1	1	1	0	0	0	0	0
25	F	Conor Chinn	5	0	29	0	0	1	1	0	1	1	0	0	0
21	M	Brian Nielsen	2	1	105	0	0	4	2	1	0	1	0	0	0
12	D	Mike Perke	16	11	1,047	0	0	1	0	11	7	0	0	5	0
32	M-D	Luke Sassano	3	2	120	0	0	0	0	1	0	0	0	0	1
24	GK	Greg Sutton	3	3	270	0	0	0	0	0	1	0	0	0	0
15	F	John Wolyniec	4	2	190	0	0	4	1	2	7	0	0	0	0
27	D	Andrew Boyens	0	0	0	0	0	0	0	0	0	0	0	0	0
22	D	Giorgi Chirgadze	0	0	0	0	0	0	0	0	0	0	0	0	0
13	M	Austin da Luz	0	0	0	0	0	0	0	0	0	0	0	0	0
99	M	Irving Garcia	0	0	0	0	0	0	0	0	0	0	0	0	0
OWN-GOALS RECEIVED			2												
TEAM TOTALS			30	30	2,700	38	31	365	137	392	278	107	143	49	3
OPPONENT TOTALS			30	30	2,700	29	30	378	144	278	392	93	132	39	5

NEW YORK INDIVIDUAL GOALKEEPING

UNF	POS	GOALKEEPER	GP	GS	MIN	SHTS	SV	GA	GAA	PG	PA	W	L	T	SO
24	GK	Greg Sutton	3	3	270	10	9	1	0.33	0	0	1	1	1	2
18	GK	Bouna Coundoul	27	27	2,430	134	105	28	1.04	1	2	14	8	5	11
TEAM TOTALS			30	30	2,700	144	114	29	0.97	1	2	15	9	6	13
OPPONENT TOTALS			30	30	2,700	137	94	38	1.27	4	5	9	15	6	9

2011 NEW YORK SEASON SUMMARY

DATE	OPPONENT	RESULT	SCORE	ATT.	W-L-T	POS.	PTS.
Mar 19, 2011	Seattle	W	1-0	20,982	1-0-0	T1	3
Mar 26, 2011	at Columbus	T	0-0	10,306	1-0-1	T2	4
Apr 2, 2011	Houston	T	1-1	13,664	1-0-2	T2	5
Apr 9, 2011	at Philadelphia	L	0-1	19,027	1-1-2	T3	5
Apr 16, 2011	San Jose	W	3-0	14,308	2-1-2	T2	8
Apr 21, 2011	at D.C. United	W	4-0	18,052	3-1-2	1	11
Apr 30, 2011	Sporting KC	W	1-0	20,636	4-1-2	1	14
May 7, 2011	at Los Angeles	T	1-1	27,000	4-1-3	1	15
May 15, 2011	Chivas USA	L	2-3	16,365	4-2-3	1	15
May 21, 2011	at Houston	T	2-2	25,314	4-2-4	2	16
May 25, 2011	Colorado	T	2-2	18,081	4-2-5	T1	17
May 28, 2011	at Vancouver	T	1-1	21,000	4-2-6	2	18
Jun 4, 2011	Columbus	T	1-1	20,393	4-2-7	2	19
Jun 10, 2011	New England	W	2-1	21,201	5-2-7	1	22
Jun 19, 2011	at Portland	T	3-3	18,627	5-2-8	1	23
Jun 23, 2011	at Seattle	L	2-4	46,065	5-3-8	T1	23
Jun 26, 2011	at Chicago	T	1-1	16,961	5-3-9	T2	24
Jul 2, 2011	at San Jose	T	2-2	41,028	5-3-10	2	25
Jul 6, 2011	Toronto FC	W	5-0	15,269	6-3-10	1	28
Jul 9, 2011	D.C. United	L	0-1	22,200	6-4-10	T1	28
Jul 16, 2011	at Chivas USA	T	0-0	14,838	6-4-11	1	29
Jul 20, 2011	at Colorado	L	1-4	15,227	6-5-11	2	29
Jul 23, 2011	FC Dallas	T	2-2	17,276	6-5-12	3	30
Aug 6, 2011	at Real Salt Lake	L	0-3	19,081	6-6-12	T3	30
Aug 13, 2011	Chicago	T	2-2	25,177	6-6-13	3	31
Aug 20, 2011	at New England	T	2-2	18,882	6-6-14	5	32
Sep 10, 2011	Vancouver	T	1-1	19,684	6-6-15	6	33
Sep 17, 2011	at FC Dallas	W	1-0	17,019	7-6-15	5	36
Sep 21, 2011	Real Salt Lake	L	1-3	15,266	7-7-15	5	36
Sep 24, 2011	Portland	W	2-0	25,008	8-7-15	5	39
Oct 1, 2011	at Toronto FC	T	1-1	20,132	8-7-16	5	40
Oct 4, 2011	Los Angeles	W	2-0	25,186	9-7-16	T4	43
Oct 15, 2011	at Sporting KC	L	0-2	19,921	9-8-16	5	43
Oct 20, 2011	Philadelphia	W	1-0	25,044	10-8-16	T4	46

2011

2011

2011 NEW YORK FINAL STATISTICS (10-8-16, 46 PTS)

UNF	POS	PLAYER	GP	GS	MIN	G	A	SHT	SOG	FC	FS	OFF	CK	C	E
14	F	Thierry Henry	26	26	2266	14	4	65	30	28	27	14	0	3	2
9	F	Luke Rodgers	23	20	1560	9	3	45	20	27	26	48	1	6	0
20	M	Joel Lindpere	34	34	3048	7	7	54	22	45	53	13	86	4	0
19	M	Dane Richards	27	27	2333	7	7	51	21	46	28	13	5	5	1
17	F	Juan Agudelo	27	12	1364	6	2	44	17	25	22	6	0	1	0
11	F	*Dwayne De Rosario	13	12	1113	2	4	31	10	21	14	17	12	2	0
10	M	Mehdi Ballouchy	29	17	1519	2	1	23	7	33	24	5	1	4	0
13	M	*Austin da Luz	7	4	367	1	1	4	1	5	1	0	0	2	0
8	M	Jan Gunnar Solli	31	31	2643	0	7	15	4	20	12	2	0	1	1
11	M	Dax McCarty (TOT)	29	25	2121	0	6	18	2	21	34	5	56	2	0
11	M	Dax McCarty (NY)	16	14	1175	0	4	8	0	9	21	4	26	1	0
4	M	Rafael Márquez	19	19	1684	0	5	16	4	26	27	0	61	6	0
7	D	Roy Miller	30	30	2699	0	3	18	5	29	16	2	0	5	0
22	D	Stephen Keel	16	13	1226	0	2	3	0	14	6	0	0	3	0
2	M	Teemu Tainio	28	28	2407	0	2	27	4	45	18	0	7	7	1
5	D	Tim Ream	28	28	2520	0	1	6	3	10	9	0	0	2	0
3	D	Chris Albright	8	6	482	0	0	1	0	4	8	1	0	0	0
27	M	Stephane Auvray (TOT)	12	4	449	0	0	6	0	7	6	0	0	0	0
27	M	Stephane Auvray (NY)	6	1	124	0	0	1	0	3	1	0	0	0	0
11	D	*Danleigh Borman	2	1	91	0	0	0	0	1	0	0	0	0	0
18	G	Bouna Coundoul	12	11	1035	0	0	0	0	0	4	0	0	0	0
6	F	Corey Hertzog	5	0	35	0	0	1	1	0	2	0	0	0	0
31	G	Alex Horwath	1	1	90	0	0	0	0	0	0	0	0	0	0
23	D	Mike Jones (TOT)	1	0	1	0	0	0	0	0	0	0	0	0	0
23	D	Mike Jones (NY)	1	0	1	0	0	0	0	0	0	0	0	0	0
15	M	Matt Kassel	2	0	82	0	0	1	1	1	0	0	0	0	0
40	G	Chris Konopka	1	1	90	0	0	0	0	0	0	0	0	0	0
44	D	Carlos Mendes	18	16	1505	0	0	2	1	21	9	0	0	3	0
21	M	Brian Nielsen	1	0	4	0	0	0	0	1	0	0	1	0	0
33	M	Carl Robinson	2	0	54	0	0	0	0	2	0	0	0	0	0
16	M	John Rooney	5	0	48	0	0	1	0	0	0	0	0	0	0
1	G	Frank Rost	11	11	945	0	0	0	0	0	1	0	0	0	0
24	G	Greg Sutton	10	10	900	0	0	0	0	1	2	0	0	1	0
23	M	*Tony Tchani	2	1	112	0	0	3	2	3	3	0	0	0	0
91	D	Sacir Hot	0	0	0	0	0	0	0	0	0	0	0	0	0
12	D	Tyler Lassiter	0	0	0	0	0	0	0	0	0	0	0	0	0
32	M	Marcos Paulo	0	0	0	0	0	0	0	0	0	0	0	0	0
39	D	Teddy Schneider	0	0	0	0	0	0	0	0	0	0	0	0	0
OWN-GOALS RECEIVED			2												
TEAM TOTALS			34	34	3060	50	53	420	153	420	363	125	200	56	5
OPPONENT TOTALS			34	34	3060	44	37	387	143	363	419	106	118	38	3

NEW YORK INDIVIDUAL GOALKEEPING

UNF	POS	GOALKEEPER	GP	GS	MIN	SHTS	SV	GA	GAA	PG	PA	W	L	T	SO
31	G	Alex Horwath	1	1	90	4	4	0	0.00	0	0	0	0	1	1
18	G	Bouna Coundoul	12	11	1035	51	37	13	1.13	1	1	3	2	6	3
1	G	Frank Rost	11	11	945	40	26	14	1.33	0	0	4	4	3	5
24	G	Greg Sutton	10	10	900	44	30	15	1.50	2	5	3	2	5	2
40	G	Chris Konopka	1	1	90	4	2	2	2.00	0	0	0	0	1	0
TEAM TOTALS			34	34	3060	143	99	44	1.29	3	6	10	8	16	11
OPPONENT TOTALS			34	34	3060	153	105	50	1.47	3	5	8	10	16	6

* Played with other teams in 2011.
Only New York Red Bulls Statistics listed here.

NEW YORK RED BULLS
ALL-TIME REGULAR SEASON
STATISTICS

ALL-TIME NEW YORK STATISTICS (186-215-91, 627 PTS.)

UNF	POS	PLAYER	GP	GS	MIN	G	A	SHT	SOG	FC	FS	OFF	CK	C	E
9	F	Juan Pablo Angel	102	100	8,806	58	14	352	171	95	73	153	2	8	1
17	F	Giovanni Savarese	85	63	5,808	41	12	159	96	128	119	90	2	8	0
13	M	Clint Mathis	93	85	7,549	39	23	276	125	113	147	42	55	23	4
20	M	Amado Guevara	103	100	9,004	32	36	260	121	206	208	16	274	28	4
15	F	John Wolyniec	142	79	7,491	26	14	191	82	144	144	60	2	9	0
7	F	Mike Magee	130	85	7,827	23	13	164	87	150	159	30	115	13	1
14	F	Adolfo Valencia	48	39	3,450	21	13	93	51	79	75	66	0	3	1
19	M	Dane Richards	130	115	10,217	20	24	157	66	209	144	61	15	18	1
22	F	Rodrigo Faria	49	36	3,629	20	7	145	79	66	71	46	3	6	0
29	F	Eduardo Hurtado	55	52	4,728	17	17	176	75	101	105	45	0	9	0
24	M	Eddie Gaven	69	62	5,526	16	12	93	50	86	165	22	13	2	0
14	F	Thierry Henry	37	37	3,125	16	7	95	43	39	33	22	0	4	2
11	F	Antony De Avila	31	28	2,566	15	11	86	48	55	38	34	2	7	0
9	M	Alex Comas	37	27	2,319	15	8	69	45	64	34	16	0	7	1
17	F	Jozy Altidore	37	25	2,394	15	5	63	33	67	71	17	0	5	0
11	M	Petter Villegas	91	68	6,320	13	21	144	45	128	152	23	90	9	1
10	M	Youri Djorkaeff	45	45	3,810	12	11	135	53	76	99	32	47	5	0
9	F	Mamadou Diallo	17	14	1,135	11	4	51	32	28	39	34	0	2	1
20	M	Joel Lindpere	63	63	5,615	10	13	86	35	90	97	20	155	7	0
20	M	Brian Kelly	85	64	5,573	10	11	129	48	59	87	44	84	4	0
24	M	Billy Walsh	73	60	5,524	10	3	63	32	89	33	3	2	9	2
7	M	Mark Chung	82	74	6,760	9	24	172	75	98	191	23	97	4	0
19	F	Miles Joseph	91	56	5,512	9	20	103	56	79	86	23	43	3	0
11	F	Dave van den Bergh	55	51	4,456	9	13	72	38	39	37	4	110	4	1
9	F	Luke Rodgers	23	20	1,560	9	3	45	20	27	26	48	1	6	0
9	F	Sergio Galvan Rey	47	26	2,469	9	1	67	32	17	21	35	1	2	0
9	M	Tab Ramos	112	105	9,011	8	36	136	61	110	287	27	304	30	4
13	M	Jim Rooney	29	24	2,102	8	5	71	30	35	21	4	24	3	2
5	D	Steve Jolley	120	112	10,234	7	7	45	21	161	80	2	0	18	0
22	F	A.J. Wood	34	18	1,695	7	3	52	31	22	40	8	0	2	0
7	M	Roberto Donadoni	49	48	4,229	6	17	84	28	36	131	3	133	2	0
6	D	Seth Stammer	142	126	11,157	6	13	131	42	201	85	5	21	25	0
10	F	Macoumba Kandji	41	30	2,814	6	7	69	31	74	63	24	2	4	0
99	F	Ante Razov	18	16	1,431	6	5	46	17	19	17	25	0	2	1
11	F	Edson Buddle	28	24	2,112	6	3	65	29	41	39	32	0	1	0
17	F	Juan Agudelo	29	12	1,378	6	2	45	18	26	22	6	0	1	0
13	F	Cornell Glen	18	10	966	6	2	42	21	21	38	7	0	4	0
9	F	Peguero Jean Philippe	12	12	1,080	6	2	24	12	25	35	21	0	2	0
12	D	Mike Petke	169	158	14,060	5	4	83	25	201	144	3	0	32	5
19	F	Fabian Taylor	21	8	883	5	1	45	18	20	12	2	1	1	0
10	M	Mike Sorber	74	70	6,023	4	8	77	24	103	78	7	27	10	1
4	M	Brad Davis	24	12	1,246	4	3	22	10	14	31	3	36	2	0
23	F	Rob Johnson	21	12	1,210	4	3	35	16	29	19	9	0	2	0
11	M	Danleigh Borman	59	35	3,432	4	2	33	11	27	17	5	34	9	0
2	M	Ricardo Clark	54	47	4,359	4	2	63	22	83	98	6	1	12	0
3	D	Mark Semoli	81	64	5,587	4	1	22	10	103	92	2	0	19	2
8	M	Mark Lisi	89	61	5,610	3	25	60	25	89	67	4	12	13	0
9	F	Paul Dougherty	16	12	1,050	3	9	31	12	16	24	1	5	0	0
4	D	Diego Sonora	30	30	2,572	3	7	25	8	16	15	6	5	2	0
9	F	Henry Zambrano	14	14	1,186	3	3	33	17	13	22	22	0	2	0
10	M	Mehdi Ballouchy	35	23	2,059	3	2	33	12	40	33	8	9	6	0
19	M	Chris Henderson	32	29	2,188	3	1	30	14	34	23	25	40	0	0

UNF	POS	PLAYER	GP	GS	MIN	G	A	SHT	SOG	FC	FS	OFF	CK	C	E
29	F	Salou Ibrahim	19	8	747	3	0	22	7	26	15	12	0	2	0
7	F	Andy Williams	19	17	1,539	2	13	46	15	34	74	3	21	4	0
13	M	Jorge Rojas	32	28	2,340	2	7	49	19	26	30	4	70	3	1
8	F	Sinisa Ubiparipovic	69	33	3,192	2	5	42	21	51	59	5	67	5	1
11	F	Dwayne De Rosario	13	12	1,113	2	4	31	10	21	14	17	12	2	0
11	F	Abbe Ibrahim	16	6	577	2	3	15	8	19	12	7	0	3	1
6	M	Ross Paule	31	29	2,452	2	3	32	13	40	36	0	27	5	1
11	F	Sasa Curcic	9	7	492	2	2	16	10	3	9	5	16	0	1
8	D	Mike Duhaney	33	23	1,999	2	2	28	10	34	27	3	4	4	0
2	D	Kevin Goldthwaite	54	53	4,549	2	2	23	6	69	62	0	4	14	2
21	F	Dema Kovalenko	31	27	2,458	2	2	40	16	56	48	3	1	9	0
30	F	Francis Doe	8	4	428	2	1	17	7	8	4	15	1	1	0
16	D	Todd Dunivant	16	15	1,355	2	1	10	6	15	9	2	1	1	0
9	F	Shaun Bartlett	13	10	873	2	0	24	12	13	13	4	1	0	0
51	D	Nicola Caricola	26	26	2,193	2	0	17	8	38	19	4	0	6	1
22	D	Alexi Lalas	25	25	2,250	2	0	12	5	37	36	2	0	7	0
11	M	Jacob LeBlanc	7	2	225	2	0	3	2	3	2	0	0	1	0
14	M	Matthew Mbuto	12	3	366	2	0	8	3	5	1	5	0	0	0
9	F	Jaime Moreno	11	7	517	2	0	10	6	7	15	3	3	0	0
26	M	Daniel Hernandez	40	39	3,511	1	11	48	11	74	74	0	20	11	1
24	M	Roy Myers	27	20	1,731	1	7	25	9	45	45	3	10	4	2
4	M	Rafael Márquez	29	29	2,467	1	6	33	9	37	38	2	88	8	0
9	M	Marcelo Vega	17	13	1,055	1	6	39	19	11	29	10	15	5	1
16	M	Michael Bradley	30	30	2,628	1	4	17	5	49	22	0	0	9	0
5	M	Albert Celades	17	14	1,203	1	4	10	3	16	15	0	2	2	0
21	D	Craig Ziadie	57	52	4,812	1	4	11	2	89	69	1	1	14	2
15	D	Rhett Harty	64	63	5,485	1	3	23	11	103	45	1	0	11	0
12	D	Jeff Parke	132	126	11,083	1	3	57	20	123	124	0	0	19	1
17	F	Diego Serna	8	8	696	1	3	22	8	16	19	4	4	0	1
23	M	Tony Tchani	29	18	1,722	1	3	28	10	46	26	0	0	3	0
4	D	Branco	11	11	922	1	2	8	6	18	13	0	0	3	3
3	D	Hunter Freeman	30	25	2,295	1	2	7	4	33	28	0	3	2	0
2	D	Nansha Kalonji	19	9	930	1	2	29	9	14	15	3	0	2	0
17	M	Pedro Alvarez	21	17	1,494	1	1	13	4	45	21	1	2	9	2
13	M	Austin da Luz	7	4	367	1	1	4	1	5	1	0	0	2	0
4	M	Ian Hennessey	8	4	311	1	1	3	1	4	5	1	0	0	0
8	M	Brian Kamler	8	7	581	1	1	4	1	10	10	0	1	2	0
28	F	Jerrod Laventure	6	0	74	1	1	2	1	2	4	0	0	0	0
18	M	Lawrence Lozzano	13	12	975	1	1	14	7	26	9	1	1	3	0
5	D	Arley Palacios	31	30	2,608	1	1	15	2	59	20	0	0	11	2
5	D	Tim Ream	58	58	5,220	1	1	13	7	23	15	0	0	4	0
6	D	Steve Shak	32	18	1,802	1	1	10	3	49	13	2	0	4	1
14	M	Chris Unger	16	12	1,029	1	1	8	2	7	12	3	0	0	0
10	M	Joselito Vaca	22	20	1,673	1	1	31	13	19	31	0	23	0	0
9	D	Peter Vermes	30	30	2,700	1	1	40	16	59	40	5	12	8	0
22	M	Kenny Arena	20	13	1,165	1	0	5	2	25	12	1	0	3	1
20	F	Michael Butler	1	0	24	1	0	1	1	0	0	0	0	0	0
25	M	Sal Caccavale	1	0	2	1	0	1	1	0	0	0	0	0	0
1	G	Danny Cepero	15	15	1,268	1	0	1	1	0	2	0	0	0	0
25	F	Jordan Cita	4	0	78	1	0	3	3	1	1	0	0	0	0
10	F	Andrzej Juskowiak	5	0	160	1	0	7	3	3	5	0	0	0	0
33	M	Carl Robinson	12	3	419	1	0	1	1	10	3	1	2	0	0
8	M	Jan Gunnar Solli	31	31	2,643	0	7	15	4	20	12	2	0	1	1

UNF	POS	PLAYER	GP	GS	MIN	G	A	SHT	SOG	FC	FS	OFF	CK	C	E
16	M	Ramiro Corrales	56	48	4,330	0	5	28	8	55	58	4	5	9	2
33	D	Chris Leitch	101	90	8,224	0	5	27	6	77	66	3	2	13	0
7	D	Roy Miller	55	51	4,647	0	5	27	8	58	22	3	4	10	1
5	D	Ted Chronopoulos	18	16	1,462	0	4	8	3	27	20	3	1	3	0
13	F	Manny Lagos	21	21	1,699	0	4	17	10	18	34	3	1	1	0
11	M	Dax McCarty	16	14	1,175	0	4	8	0	9	21	4	26	1	0
16	M	Richie Williams	47	47	4,205	0	4	16	6	99	69	2	0	12	0
18	G	Jon Conway	63	61	5,553	0	3	0	0	3	7	0	0	2	0
11	M	Ruben Hernandez	10	9	836	0	3	34	16	5	14	13	11	0	0
10	D	Lothar Matthaus	16	16	1,345	0	3	15	5	15	20	1	20	6	0
6	M	Jeff Moore	18	17	1,482	0	3	5	2	28	24	0	0	4	0
10	M	Claudio Reyna	27	27	2,184	0	3	21	4	36	26	1	63	2	0
2	D	Tim Ward	13	11	1,034	0	3	6	2	14	16	2	0	4	0
2	D	Marvell Wynne	29	24	2,260	0	3	10	5	23	20	0	0	4	1
3	D	Chris Albright	26	24	2,067	0	2	8	2	17	13	1	0	3	0
8	D	Brian Bliss	16	14	1,200	0	2	6	0	19	15	2	0	1	0
4	D	Thomas Dooley	20	17	1,318	0	2	8	3	30	9	2	0	3	0
17	M	Jeremy Hall	37	31	2,896	0	2	6	3	31	21	1	0	4	1
1	G	Tim Howard	85	83	7,682	0	2	0	0	1	11	0	0	2	1
22	D	Stephen Keel	16	13	1,226	0	2	3	0	14	6	0	0	3	0
44	D	Carlos Mendes	146	128	11,498	0	2	5	2	156	67	0	0	24	1
3	M	Danny O'Rourke	28	27	2,400	0	2	7	1	59	43	0	0	7	1
23	D	Eddie Pope	42	42	3,652	0	2	25	11	44	33	1	0	4	0
2	M	Teemu Tainio	28	28	2,407	0	2	27	4	45	18	0	7	7	1
21	M	Kerry Zavagnin	39	19	1,843	0	2	19	3	36	22	1	3	4	2
14	D	Joseph Addo	23	17	1,618	0	1	3	2	15	17	0	0	3	1
21	M	Nidal Baba	3	1	190	0	1	5	2	3	6	0	10	1	0
14	M	Braeden Cloutier	17	10	922	0	1	11	5	11	26	1	0	1	0
18	G	Bouna Coundoul	47	46	4,185	0	1	1	1	1	12	0	0	0	0
16	D	Cristian da Silva	37	21	1,927	0	1	23	2	35	24	0	4	6	1
26	F	Gerson Echeverry	1	1	74	0	1	1	0	2	1	1	0	0	0
25	M	Gilberto Flores	10	7	490	0	1	8	1	21	20	0	3	1	0
9	M	Gilmar	4	1	191	0	1	2	0	0	11	3	0	0	0
26	D	Taylor Graham	15	9	903	0	1	2	0	17	6	1	0	1	0
12	M	Guido	9	9	792	0	1	7	1	17	10	2	0	2	0
29	D	Diego Jimenez	6	6	520	0	1	2	1	5	4	1	0	3	0
3	D	Carlos Johnson	13	12	899	0	1	4	1	15	16	0	1	3	3
5	D	Mohammad Khakpour	19	19	1,642	0	1	9	1	18	15	1	0	4	0
24	M	Andrew Lewis	19	15	1,421	0	1	0	0	9	9	0	0	1	0
1	G	Tony Meola	125	125	11,250	0	1	0	0	5	16	0	0	10	0
23	M	Juan Pietravallo	16	14	1,075	0	1	8	2	26	12	0	0	4	1
8	M	Edmundo Rodriguez	11	5	473	0	1	10	4	11	3	6	0	0	0
32	M	Markus Schopp	10	4	427	0	1	9	4	16	5	0	0	4	0
6	M	Damian Silvera	15	8	804	0	1	5	2	10	12	3	6	2	0
12	D	Jeff Agoos	25	25	2,150	0	0	9	4	26	22	0	7	3	0
21	D	Nelson Akwari	7	3	325	0	0	2	0	2	6	0	0	1	0
9	M	Barry Alvarez	8	0	119	0	0	3	1	6	5	0	1	1	0
1	G	Mike Ammann	46	46	4,098	0	0	0	0	1	7	0	0	4	0
27	M	Stephane Auvray	6	1	124	0	0	1	0	3	1	0	0	0	0
17	D	Marcelo Balboa	1	0	5	0	0	0	0	0	0	0	0	0	0
13	M	Danny Barber	1	1	90	0	0	0	0	1	1	0	1	0	0
4	D	Edgar Bartolomeu	13	11	1,000	0	0	6	0	16	23	0	0	1	0
19	D	Mersim Beskovic	3	0	11	0	0	0	0	0	0	0	0	0	0

UNF	POS	PLAYER	GP	GS	MIN	G	A	SHT	SOG	FC	FS	OFF	CK	C	E
30	M	Tenywa Bonseu	14	13	1,164	0	0	4	1	13	6	0	0	4	0
27	D	Andrew Boyens	33	30	2,620	0	0	9	2	47	19	0	0	9	0
25	M	Chris Brauchle	5	3	323	0	0	0	0	0	5	1	0	0	0
11	D	Pablo Brenes	14	5	709	0	0	13	4	10	23	5	8	1	0
12	M	Blake Camp	3	0	36	0	0	2	1	0	1	0	1	0	0
21	M	Peter Canero	9	2	278	0	0	2	1	4	4	1	0	1	0
25	F	Conor Chinn	5	0	29	0	0	1	1	0	1	1	0	0	0
17	D	Gabriel Cichero	8	8	631	0	0	1	1	14	8	0	0	3	1
23	D	Danilo da Silva	5	0	62	0	0	1	1	3	1	0	0	0	0
13	F	Nino Da Silva	3	0	25	0	0	0	0	3	1	0	0	0	0
27	D	John DeBrito	8	8	568	0	0	4	3	11	3	1	0	0	0
17	M	Joey DiGiamarino	18	16	1,446	0	0	4	2	27	22	0	0	2	1
19	D	Birahim Diop	4	3	228	0	0	0	0	4	4	2	0	0	0
40	G	Alec Dufty	1	0	82	0	0	0	0	0	0	0	0	0	0
20	F	Oscar Echeverry	9	7	581	0	0	10	4	13	13	6	0	1	0
25	M	Fernando Fernandes	1	0	5	0	0	0	0	0	0	0	0	0	0
6	D	Juan Forchetti	10	8	775	0	0	1	1	14	11	0	0	1	0
3	D	Sam Forko	9	3	356	0	0	1	1	12	4	0	0	3	0
12	M	Jose Galvan	9	2	266	0	0	2	0	10	22	0	2	1	0
20	D	Walter Garcia	1	0	81	0	0	0	0	0	1	0	0	0	0
12	D	Ted Gillen	15	9	819	0	0	6	1	4	10	1	0	0	0
22	M	Julian Gomez	3	0	33	0	0	0	0	3	0	0	0	0	0
30	G	Paul Grafer	7	6	541	0	0	0	0	0	1	0	0	0	0
23	M	Winston Griffiths	3	0	17	0	0	1	0	1	1	1	0	0	0
17	D	Ezra Hendrickson	8	4	463	0	0	5	2	5	5	0	0	1	0
21	D	Jason Hernandez	3	3	268	0	0	0	0	3	2	0	0	1	0
6	F	Carey Hertzog	5	0	35	0	0	1	1	0	2	0	0	0	0
4	F	Ken Hesse	1	1	90	0	0	0	0	0	0	0	0	0	0
31	G	Alex Horwath	1	1	90	0	0	0	0	0	0	0	0	0	0
8	M	Mirsad Huseinovic	1	1	45	0	0	0	0	0	0	1	0	0	0
27	M	Elie Ikangu	3	0	30	0	0	0	0	1	0	0	0	0	0
23	D	Mike Jones	1	0	1	0	0	0	0	0	0	0	0	0	0
15	M	Matt Kassel	2	0	82	0	0	1	1	1	0	0	0	0	0
21	M	Louis Ken-Kwofie	1	1	90	0	0	1	0	0	3	1	0	0	0
26	M	Fausto Klinger	1	0	14	0	0	0	0	1	1	1	0	0	0
15	F	Martin Klinger	9	2	272	0	0	9	4	7	11	2	0	0	0
4	D	Kevin Knight	11	8	732	0	0	1	1	3	7	0	0	0	0
3	D	Matt Knowles	29	22	2,098	0	0	10	4	32	21	0	0	7	0
40	G	Chris Konopka	1	1	90	0	0	0	0	0	0	0	0	0	0
18	D	Leo Krupnik	3	2	204	0	0	0	0	3	0	0	0	1	0
23	M	Eric Kvello	2	1	44	0	0	0	0	0	0	0	0	1	0
14	M	Mickey Kydes	11	7	556	0	0	8	5	6	6	0	0	3	0
26	F	Carlos Ledesma	1	0	18	0	0	0	0	0	0	0	2	0	0
29	M	Stan Lembryk	1	0	9	0	0	0	0	0	0	0	0	0	0
25	F	Darin Lewis	3	1	48	0	0	0	0	0	4	0	0	0	0
29	M	Brent Longenecker	2	0	19	0	0	0	0	0	0	0	0	0	0
4	D	Joao Luiz	7	7	585	0	0	1	1	14	8	0	0	0	0
9	F	Thiago Martins	1	0	11	0	0	1	1	0	0	0	0	0	0
26	F	Chris Megaloudis	1	0	35	0	0	2	2	0	0	1	0	0	0
24	D	Dahir Mohammed	3	1	208	0	0	1	0	5	4	0	0	1	0
21	M	Martin Munnelly	1	0	23	0	0	0	0	0	1	0	0	0	0
14	F	Joe Munoz	1	0	12	0	0	1	0	0	0	0	0	0	0
28	M	Omid Namazi	1	0	12	0	0	0	0	0	0	0	0	0	0

UNF	POS	PLAYER	GP	GS	MIN	G	A	SHT	SOG	FC	FS	OFF	CK	C	E
21	M	Brian Nielsen	3	1	109	0	0	4	2	2	0	1	1	0	0
25	F	Mike Nugent	1	1	90	0	0	4	3	0	2	2	0	0	0
25	F	Dominic Oduro	3	1	128	0	0	5	2	3	2	0	0	0	0
21	M	Ernst Oebster	3	2	157	0	0	3	2	2	5	3	2	0	0
16	D	Alfredo Pacheco	14	14	1,180	0	0	10	2	9	8	0	3	1	0
25	M	Carlos Parra	6	3	323	0	0	3	2	5	5	0	0	1	0
31	G	Russell Payne	1	0	8	0	0	0	0	1	0	0	0	1	0
30	D	Orlando Perez	41	26	2,592	0	0	2	1	47	31	1	4	7	1
20	M	Brian Piesner	1	0	1	0	0	0	0	0	0	0	0	0	0
5	F	Santino Quaranta	3	0	47	0	0	1	0	2	1	0	0	0	0
15	F	Eric Quill	2	0	11	0	0	0	0	0	0	0	0	0	0
19	D	Tim Regan	50	34	3,111	0	0	11	4	47	31	1	0	7	1
20	D	Andrew Restrepo	5	4	343	0	0	0	0	10	6	0	0	1	0
20	M	Travis Rinker	3	0	31	0	0	0	0	0	1	0	2	0	0
23	D	Marco Rizi	1	0	33	0	0	1	0	1	0	0	0	0	0
16	M	John Rooney	5	0	48	0	0	1	0	0	0	0	0	0	0
1	G	Frank Rost	11	11	945	0	0	0	0	0	1	0	0	0	0
7	M	Wellington Sanchez	1	0	10	0	0	0	0	0	0	0	0	0	0
32	M	Luke Sassano	38	25	2,253	0	0	14	1	18	21	1	0	3	1
19	F	Dustin Sheppard	2	0	64	0	0	0	0	2	1	1	0	0	0
7	F	Khano Smith	8	6	530	0	0	7	0	9	6	0	1	0	0
30	D	Ryan Suarez	4	2	141	0	0	0	0	1	5	1	0	0	0
24	G	Greg Sutton	13	13	1,170	0	0	0	0	1	3	0	0	1	0
27	F	Barry Swift	2	0	30	0	0	0	0	2	0	0	0	0	0
2	D	Carey Talley	1	1	40	0	0	0	0	1	0	0	0	0	0
24	G	Zach Thornton	6	5	467	0	0	0	0	1	0	0	0	0	0
14	M	Joe Vide	23	15	1,389	0	0	14	4	32	19	0	0	6	1
1	G	Jonny Walker	42	42	3,845	0	0	0	0	0	8	0	0	1	0
23	G	Ronald Waterreus	18	18	1,557	0	0	0	0	0	2	0	0	0	0
23	F	Cordt Weinstein	2	0	41	0	0	1	0	0	2	1	0	0	0
18	G	Zach Wells	19	19	1,710	0	0	0	0	2	2	1	0	0	0
2	D	Jeff Zaun	35	29	2,567	0	0	7	2	29	37	1	0	8	0
22	M	Nick Zimmerman	11	7	757	0	0	21	10	7	10	1	6	0	0
OWN GOALS RECEIVED															
TEAM TOTALS			492	492	44,520	702	730	6521	2806	7157	6830	1517	2387	883	86
OPPONENT TOTALS			492	492	44,520	757	850	6796	3059	7023	6972	1774	2542	857	65

NEW YORK INDIVIDUAL GOALKEEPING

UNF	POS	GOALKEEPER	GP	GS	MIN	SHTS	SV	GA	GAA	PG	PA	W	L	T	SO
40	G	Alec Dufty	1	0	82	2	2	0	0.00	0	0	0	0	1	0
24	M	Eddie Gaven	1	0	1	0	0	0	0.00	0	0	0	0	0	0
31	G	Alex Horwath	1	1	90	4	4	0	0.00	0	0	0	0	1	1
18	G	Bouna Coundoul	47	46	4,185	231	174	51	1.10	3	5	19	14	13	16
24	G	Greg Sutton	13	13	1,170	54	39	16	1.23	2	5	4	3	6	4
18	G	Zach Wells	19	19	1,710	103	73	25	1.32	4	6	7	5	7	4
1	G	Frank Rost	11	11	945	40	26	14	1.33	0	0	4	4	3	5
18	G	Jon Conway	63	61	5,553	343	242	84	1.36	10	12	23	24	15	17
1	G	Jonny Walker	42	42	3845	218	154	59	1.38	5	7	14	16	12	9
1	G	Tim Howard	85	83	7681	607	442	125	1.46	7	10	37	36	11	15
1	G	Tony Meola	125	125	11,233	863	629	205	1.64	13	16	48	64	13	25
23	G	Ronald Waterreus	18	18	1,557	89	59	31	1.79	3	3	6	6	5	5
1	G	Mike Ammann	46	46	4,098	317	199	86	1.89	7	9	17	27	1	4
1	G	Danny Cepero	15	15	1,268	96	67	27	1.92	0	1	3	9	2	0
40	G	Chris Konopka	1	1	90	4	2	2	2.00	0	0	0	0	1	0
30	G	Paul Grafer	7	6	541	48	29	16	2.66	2	2	2	4	0	1
24	G	Zach Thornton	6	5	467	35	20	14	2.70	3	3	2	3	0	0
31	G	Russell Payne	1	0	8	5	1	2	22.50	1	1	0	0	0	0
TEAM TOTALS			492	492	44,520	3,059	2,162	757	1.53	60	80	186	215	91	109
OPPONENT TOTALS			492	492	44,520	2,806	1,941	702	1.42	63	91	215	186	91	130

NEW YORK RED BULLS
COACHING HISTORY

YEAR	COACH	REGULAR SEASON							PLAYOFFS					
		W	L	T	PCT	OT	SHO	PTS	W	L	T	PCT	OT	SHO
1996	Eddie Firmani	3	5	0	.375	0-0-0	2-0	5	0	0	0	0-0-0	0-0-0	0-0
	Carlos Queiroz	12	12	0	.500	0-0-0	1-2	34	1	2	0	.333	0-0-0	1-0
1997	Carlos Alberto Parreira	13	19	0	.406	0-0-0	2-2	35	0	0	0	.000	0-0-0	0-0
1998	Alfonso Mondelo	14	17	0	.452	0-0-0	2-0	38	0	0	0	.000	0-0-0	0-0
	Bora Milutinovic	1	0	0	1.000	0-0-0	1-0	1	0	2	0	.000	0-0-0	0-1
1999	Bora Milutinovic	7	25	0	.219	0-0-0	3-5	15	0	0	0	.000	0-0-0	0-0
2000	Octavio Zambrano	17	12	3	.578	3-2-3	0-0	54	3	2	0	.600	1-0-0	0-0
2001	Octavio Zambrano	13	10	3	.558	0-0-3	0-0	42	1	1	1	.500	0-0-1	0-0
2002	Octavio Zambrano	11	15	2	.429	1-1-2	0-0	35	0	0	0	.000	0-0-0	0-0
2003	Bob Bradley	11	10	9	.517	3-1-9	0-0	42	0	1	1	.250	0-0-0	0-0
2004	Bob Bradley	11	12	7	.483	0-0-0	0-0	40	0	2	0	.000	0-0-0	0-0
2005	Bob Bradley	10	9	10	.517	0-0-0	0-0	40	0	0	0	.000	0-0-1	0-0
	Mo Johnston	2	0	1	.833	0-0-0	0-0	7	1	1	0	.500	0-0-0	0-0
2006	Mo Johnston	2	3	7	.458	0-0-0	0-0	13	0	0	0	.000	0-0-1	0-0
	Richie Williams	3	3	2	.500	0-0-0	0-0	11	0	0	0	.000	0-0-2	0-0
	Bruce Arena	4	5	3	.458	0-0-0	0-0	15	0	1	1	.250	0-0-0	0-0
2007	Bruce Arena	12	11	7	.517	0-0-0	0-0	43	0	1	1	.250	0-0-0	0-0
2008	Juan Carlos Osorio	10	11	9	.483	0-0-0	0-0	39	2	1	1	.625	0-0-0	0-0
2009	Juan Carlos Osorio	2	16	4	.182	0-0-0	0-0	10	0	0	0	.000	0-0-0	0-0
	Richie Williams	3	3	2	.500	0-0-0	0-0	11	0	0	0	.000	0-0-0	0-0
2010	Hans Backe	15	6	9	.600	0-0-0	0-0	54	1	1	0	.500	0-0-0	0-0
2011	Hans Backe	10	8	16	.529	0-0-0	0-0	46	1	2	0	.500	0-0-0	0-0
TOTALS		186	215	91	.471	7-4-17	11-9	627	10	17	5	.391	1-0-1	1-1

NEW YORK RED BULLS INDIVIDUAL HIGHS

GAMES PLAYED

Career:	169	Mike Petke
Season:	34	Joel Lindpere (2011)

MINUTES

Career:	14060	Mike Petke
Season:	3048	Joel Lindpere (2011)

GOALS

Career:	58	Juan Pablo Angel
Season:	19	Juan Pablo Angel (2007)
Game:	5	Clint Mathis (08/26/2000 at DAL)
Half:	3	Clint Mathis (08/26/2000 at DAL, 1st)
Half:	3	Edson Buddle (08/26/2006 vs. RSL, 2d)

ASSISTS

Career:	36	Amado Guevara
Career:	36	Tab Ramos
Season:	14	Eduardo Hurtado (1998)
Game:	3	5 times
Half:	3	Alex Comas (08/26/2000 at DAL, 1st)

SHOTS

Career:	352	Juan Pablo Angel
Season:	98	Juan Pablo Angel (2010)
Game:	9	10 times
Half:	8	Juan Pablo Angel (08/08/2010 at CHI, 2d)

SHOTS ON GOAL

Career:	171	Juan Pablo Angel
Season:	53	Juan Pablo Angel (2007)
Game:	7	Giovanni Savarese (08/18/1998 vs. COL)
Half:	6	Giovanni Savarese (08/18/1998 vs. COL, 2d)

FOULS COMMITTED

Career:	209	Dane Richards
Season:	64	Amado Guevara (2006)
Game:	8	Steve Shak (06/28/2000 vs. SJ)
Half:	7	Rhett Hartly (08/21/1996 vs. DC, 1st)
Half:	7	Antony De Avila (09/18/1996 vs. CLB, 1st)

FOULS SUFFERED

Career:	287	Tab Ramos
Season:	94	Roberto Donadoni (1997)
Game:	9	Andy Williams (07/31/2002 vs. CLB)
Half:	8	Tab Ramos (05/19/1996 at NE, 1st)

OFFSIDES

Career:	153	Juan Pablo Angel
Season:	50	Juan Pablo Angel (2010)
Game:	6	5 times
Half:	5	Giovanni Savarese (04/13/1996 at LA, 2d)
Half:	5	Giovanni Savarese (05/22/1996 at KC, 1st)
Half:	5	Clint Mathis (04/14/2001 at COL, 1st)

CORNER KICKS

Career:	304	Tab Ramos
Season:	96	Amado Guevara (2003)
Game:	13	Rafael Márquez (05/15/2011 vs. CHV)
Half:	8	Rafael Márquez (05/15/2011 vs. CHV, 2d)
Half:	8	Joel Lindpere (09/24/2011 vs. POR, 1st)

CAUTIONS

Career:	32	Mike Petke
Season:	11	Tab Ramos (1996)
Game:	2	Clint Mathis (05/12/2001 vs. LA)
Half:	1	913 times

EJECTIONS

Career:	5	Mike Petke
Season:	3	Branco (1997)
Season:	3	Carlos Johnson (2009)
Game:	1	85 times
Half:	1	84 times

GAMES PLAYED

Career:	125	Tony Meola
Season:	31	Tony Meola (1998)

MINUTES

Career:	11,233	Tony Meola
Season:	2,790	Tony Meola (1998)

WINS

Career:	48	Tony Meola
Season:	14	Tony Meola (1996)
Season:	14	Tony Meola (1998)
Season:	14	Bounaoundoul (2010)

LOSSES

Career:	64	Tony Meola
Season:	18	Tony Meola (1997)
Season:	18	Mike Ammann (1999)

TIES

Career:	15	Jon Conway
Season:	9	Tony Meola (2006)
Season:	9	Jon Conway (2008)

SHUTOUTS

Career:	25	Tony Meola
Season:	11	Bounaoundoul (2010)

GOALS ALLOWED

Career:	205	Tony Meola
Season:	62	Tony Meola (1998)
Game:	6	Mike Ammann (06/20/1999 at KC)
Game:	6	Jonny Walker (07/03/2004 at DC)
Half:	4	6 times

SAVES

Career:	629	Tony Meola
Season:	164	Tony Meola (1998)
Game:	15	Tony Meola (04/05/1997 at DC)
Half:	11	Tony Meola (04/05/1997 at DC, 2d)

NEW YORK RED BULLS TEAM HIGHS

GAMES PLAYED

Season: 34 in 2011

MINUTES

Season: 3,060 in 2011

GOALS

Season: 64 in 2000

Game: 6 08/26/2000 at DAL

6 08/26/2006 vs. RSL

2-Tms: 10 08/26/2000 at DAL

10 05/08/2004 at SJ

Half: 6 08/26/2006 vs. RSL (2d)

ASSISTS

Season: 75 in 1998

Game: 7 06/24/1998 vs. NE

7 09/17/2005 vs. NE

2-Tms: 13 08/16/2000 at TB

13 08/26/2000 at DAL

Half: 6 08/26/2000 at DAL (1st)

6 08/26/2006 vs. RSL (2d)

SHOTS

Season: 522 in 1999

Game: 38 06/03/1998 vs. TB

2-Tms: 56 06/03/1998 vs. TB

Half: 22 06/03/1998 vs. TB (1st)

SHOTS ON GOAL

Season: 212 in 1998

Game: 17 08/18/1998 vs. COL

17 08/18/2007 vs. LA

2-Tms: 25 04/05/1997 at DC

25 08/18/1998 vs. COL

Half: 11 08/18/1998 vs. COL (2d)

FOULS COMMITTED

Season: 593 in 2000

Game: 32 06/17/2000 vs. NE

2-Tms: 53 06/21/2000 vs. DC

Half: 19 06/28/2008 at CHV (2d)

FOULS SUFFERED

Season: 520 in 2000

Game: 34 06/13/1997 vs. COL

2-Tms: 53 06/21/2000 vs. DC

Half: 19 09/12/2002 vs. DC (2d)

OFFSIDES

Season: 125 in 2011

Game: 10 9 times

2-Tms: 20 06/04/2005 at LA

Half: 8 06/26/2002 vs. COL (1st)

CORNER KICKS

Season: 207 in 1999

Game: 19 08/14/1999 vs. KC

2-Tms: 22 08/14/1999 vs. KC

Half: 11 08/14/1999 vs. KC (2d)

CAUTIONS

Season: 69 in 2000

Game: 6 07/24/2002 at KC

6 09/28/2003 at DC

2-Tms: 11 09/28/2003 at DC

Half: 5 07/24/2002 at KC (2d)

EJECTIONS

Season: 11 in 2000

Game: 2 6 times

2-Tms: 4 09/05/2000 vs. MIA

Half: 2 5 times

GAMES PLAYED

Season: 34 in 2011

MINUTES

Season: 3,060 in 2011

WINS

Season: 17 in 2000

LOSSES

Season: 25 in 1999

TIES

Season: 16 in 2011

SHUTOUTS

Season: 13 in 2010

GOALS ALLOWED

Season: 64 in 1999

Game: 6 06/20/1999 at KC

6 07/03/2004 at DC

2-Tms: 10 08/26/2000 at DAL

10 05/08/2004 at SJ

Half: 4 6 times

SAVES

Season: 169 in 1998

Game: 15 04/05/1997 at DC

2-Tms: 21 04/05/1997 at DC

Half: 11 04/05/1997 at DC (2d)

NEW YORK RED BULLS TEAM LOWS

GAMES PLAYED

Season: 26 in 2001

MINUTES

Season: 2,370 in 2001

GOALS

Season: 27 in 2009

Game: 0 124 times

2-Tms: 0 23 times

Half: 0 457 times

ASSISTS

Season: 20 in 2009

Game: 0 191 times

2-Tms: 0 58 times

Half: 0 566 times

SHOTS

Season: 338 in 2009

Game: 3 6 times

2-Tms: 8 04/11/2009 at HOU

Half: 0 4 times

SHOTS ON GOAL

Season: 134 in 2009

Game: 1 16 times

2-Tms: 3 08/11/2010 vs. TOR

Half: 0 62 times

FOULS COMMITTED

Season: 358 in 2009

Game: 5 5 times

2-Tms: 12 05/09/1998 at DC

12 07/04/2009 at DAL

Half: 1 12 times

FOULS SUFFERED

Season: 278 in 2010

Game: 2 07/04/2009 at DAL

2-Tms: 12 05/09/1998 at DC

12 07/04/2009 at DAL

Half: 0 05/24/2009 vs. CHI (2d)

0 07/31/2010 at HOU (2d)

OFFSIDES

Season: 48 in 2004

Game: 0 40 times

2-Tms: 0 5 times

Half: 0 257 times

CORNER KICKS

Season: 121 in 1997

Game: 0 9 times

2-Tms: 1 09/18/1996 vs. CLB

Half: 0 141 times

CAUTIONS

Season: 39 in 2007

Game: 0 69 times

2-Tms: 0 15 times

Half: 0 386 times

EJECTIONS

Season: 2 in 2004

Game: 0 412 times

2-Tms: 0 365 times

Half: 0 904 times

GAMES PLAYED

Season: 26 in 2001

MINUTES

Season: 2,370 in 2001

WINS

Season: 5 in 2009

LOSSES

Season: 8 in 2011

TIES

Season: 0 4 times

SHUTOUTS

Season: 2 in 1999

GOALS ALLOWED

Season: 29 in 2010

Game: 0 109 times

2-Tms: 0 25 times

Half: 0 463 times

SAVES

Season: 99 in 2011

Game: 0 11 times

2-Tms: 1 06/19/2011 at POR

Half: 0 141 times

NEW YORK RED BULLS INDIVIDUAL LEADERS (ALL-TIME)

GAMES PLAYED

PLAYER	GP
Mike Petke	169
Carlos Mendes	146
Seth Stammer	142
John Wolynec	142
Jeff Parke	132
Mike Magee	130
Dane Richards	130
Tony Meala	125
Steve Jolley	120
Tab Ramos	112

GAMES STARTED

PLAYER	GS
Mike Petke	158
Carlos Mendes	128
Jeff Parke	126
Seth Stammer	126
Tony Meala	125
Dane Richards	115
Steve Jolley	112
Tab Ramos	105
Juan Pablo Angel	100
Amado Guevara	100

MINUTES PLAYED

PLAYER	MIN
Mike Petke	14,060
Carlos Mendes	11,498
Tony Meala	11,250
Seth Stammer	11,157
Jeff Parke	11,083
Steve Jolley	10,234
Dane Richards	10,217
Tab Ramos	9,011
Amado Guevara	9,004
Juan Pablo Angel	8,806

GOALS

PLAYER	GP	GOALS
Juan Pablo Angel	102	58
Giovanni Savarese	85	41
Clint Mathis	93	39
Amado Guevara	103	32
John Wolynec	142	26
Mike Magee	130	23
Adolfo Valencia	48	21
Rodrigo Faria	49	20
Dane Richards	130	20
Eduardo Hurtado	55	17

ASSISTS

PLAYER	GP	ASTS
Amado Guevara	103	36
Tab Ramos	112	36
Mark Lisi	89	25
Mark Chung	82	24
Dane Richards	130	24
Clint Mathis	93	23
Petter Villegas	91	21
Miles Joseph	91	20
Roberto Donadoni	49	17
Eduardo Hurtado	55	17

SHOTS

PLAYER	GP	SHOTS
Juan Pablo Angel	102	352
Clint Mathis	93	276
Amado Guevara	103	260
John Wolynec	142	191
Eduardo Hurtado	55	176
Mark Chung	82	172
Mike Magee	130	164
Giovanni Savarese	85	159
Dane Richards	130	157
Rodrigo Faria	49	145

SHOTS ON GOAL

PLAYER	GP	SOG
Juan Pablo Angel	102	171
Clint Mathis	93	125
Amado Guevara	103	121
Giovanni Savarese	85	96
Mike Magee	130	87
John Wolynec	142	82
Rodrigo Faria	49	79
Mark Chung	82	75
Eduardo Hurtado	55	75
Dane Richards	130	66

FOULS COMMITTED

PLAYER	GP	FC
Dane Richards	130	209
Amado Guevara	103	206
Mike Petke	169	201
Seth Stammer	142	201
Steve Jolley	120	161
Carlos Mendes	146	156
Mike Magee	130	150
John Wolynec	142	144
Giovanni Savarese	85	128
Petter Villegas	91	128

FOULS SUFFERED

PLAYER	GP	FS
Tab Ramos	112	287
Amado Guevara	103	208
Mark Chung	82	191
Eddie Gaven	69	165
Mike Magee	130	159
Petter Villegas	91	152
Clint Mathis	93	147
Mike Petke	169	144
Dane Richards	130	144
John Wolynec	142	144

CAUTIONS (YELLOW)

PLAYER	GP	CAUT
Mike Petke	169	32
Tab Ramos	112	30
Amado Guevara	103	28
Seth Stammers	142	25
Carlos Mendes	146	24
Clint Mathis	93	23
Jeff Parke	132	19
Mark Semoli	81	19
Steve Jolley	120	18
Dane Richards	130	18

EJECTIONS (RED CARDS)

PLAYER	GP	EJECT
Mike Petke	169	5
Amado Guevara	103	4
Clint Mathis	93	4
Tab Ramos	112	4
Carlos Johnson	13	3
Branco	11	3
11 players tied with	2	

CORNER KICKS

PLAYER	GP	CK
Tab Ramos	112	304
Amado Guevara	103	274
Joel Lindpere	63	155
Roberto Donadoni	49	133
Mike Magee	130	115
Dave van den Bergh	55	110
Mark Chung	82	97
Petter Villegas	91	90
Rafael Márquez	29	88
Brian Kelly	85	84

OFFSIDES

PLAYER	GP	OFF
Juan Pablo Angel	102	153
Giovanni Savarese	85	90
Adolfo Valencia	48	66
Dane Richards	130	61
John Wolynec	142	60
Luke Rodgers	23	48
Rodrigo Faria	49	46
Eduardo Hurtado	55	45
Brian Kelly	85	44
Clint Mathis	93	42

GAME-WINNING GOALS

PLAYER	GP	GWG
Juan Pablo Angel	102	13
Clint Mathis	93	10
John Wolynec	142	10
Amado Guevara	103	9
Giovanni Savarese	85	8
Mike Magee	130	7
Dane Richards	130	7
Jozy Alidore	37	5
Youri Djorkoeff	45	5
Adolfo Valencia	48	5
Petter Villegas	91	5

GAME-WINNING ASSISTS

PLAYER	GP	GWA
Mark Chung	82	9
Dane Richards	130	9
Tab Ramos	112	7
Seth Stammers	142	7
Juan Pablo Angel	102	6
Roberto Donadoni	49	6
Eddie Gaven	69	6
Amado Guevara	103	6
Eduardo Hurtado	55	6
Mark Lisi	89	6
Clint Mathis	93	6

HAT TRICKS

PLAYER	GP	HATS
Amado Guevara	103	3
Clint Mathis	93	2
Edson Buddle	28	1
Alex Comas	37	1
Mamadou Diallo	17	1
Peguero Jean Philippe	12	1
Giovanni Savarese	85	1

MULTI-GOAL GAMES

PLAYER	GP	GAMES
Juan Pablo Angel	102	12
Giovanni Savarese	85	10
Clint Mathis	93	6
Amado Guevara	103	4
Adolfo Valencia	48	4
Alex Comas	37	3
Antony De Avila	31	3
Rodrigo Faria	49	3
Eddie Gaven	69	3
4 players tied with	2	

PENALTY-KICK GOALS

PLAYER	GP	PKG
Amado Guevara	103	15
Juan Pablo Angel	102	12
Alex Comas	37	4
Adolfo Valencia	48	4
Mamadou Diallo	17	3
Dwayne De Rosario	13	2
Youri Djorkoeff	45	2
Roberto Donadoni	49	2
Rodrigo Faria	49	2
Mike Magee	130	2
Clint Mathis	93	2
Giovanni Savarese	85	2

GOALS PER GAME

PLAYER	GP	GOALS	AVG
Juan Pablo Angel	102	58	0.57
Giovanni Savarese	85	41	0.48
Adolfo Valencia	48	21	0.44
Clint Mathis	93	39	0.42
Rodrigo Faria	49	20	0.41
Amado Guevara	103	32	0.31
John Wolyniec	142	26	0.18
Mike Magee	130	23	0.18
Dane Richards	130	20	0.15

Minimum: 20 goals

ASSISTS PER GAME

PLAYER	GP	ASTS	AVG
Amado Guevara	103	36	0.35
Tab Ramos	112	36	0.32
Mark Chung	82	24	0.29
Mark Lisi	89	25	0.28
Clint Mathis	93	23	0.25
Petter Villegas	91	21	0.23
Miles Joseph	91	20	0.22
Dane Richards	130	24	0.18

Minimum: 20 assists

GOALS PER 90 MIN.

PLAYER	MIN	GOAL	AVG
Giovanni Savarese	5808	41	0.64
Juan Pablo Angel	8806	58	0.59
Adolfo Valencia	3450	21	0.55
Rodrigo Faria	3629	20	0.50
Clint Mathis	7549	39	0.46
Amado Guevara	9004	32	0.32
John Wolyniec	7491	26	0.31
Mike Magee	7827	23	0.26
Dane Richards	10217	20	0.18

Minimum: 20 goals

ASSISTS PER 90 MIN.

PLAYER	MIN	ASTS	AVG
Mark Lisi	5610	25	0.40
Amado Guevara	9004	36	0.36
Tab Ramos	9011	36	0.36
Miles Joseph	5512	20	0.33
Mark Chung	6760	24	0.32
Petter Villegas	6320	21	0.30
Clint Mathis	7549	23	0.27
Dane Richards	10217	24	0.21

Minimum: 20 assists

SCORING PCT.

PLAYER	GP	SHOTS	GOALS	PCT
Giovanni Savarese	85	159	41	25.8
Adolfo Valencia	48	93	21	22.6
Juan Pablo Angel	102	352	58	16.5
Clint Mathis	93	276	39	14.1
Mike Magee	130	164	23	14.0
Rodrigo Faria	49	145	20	13.8
John Wolyniec	142	191	26	13.6
Dane Richards	130	157	20	12.7
Amado Guevara	103	260	32	12.3

Minimum: 20 goals

SHOTS ON GOAL PCT.

PLAYER	GP	SHOTS	SOG	PCT
Giovanni Savarese	85	159	96	60.4
Rodrigo Faria	49	145	79	54.5
Mike Magee	130	164	87	53.0
Juan Pablo Angel	102	352	171	48.6
Amado Guevara	103	260	121	46.5
Clint Mathis	93	276	125	45.3
Mark Chung	82	172	75	43.6
John Wolyniec	142	191	82	42.9
Eduardo Hurtado	55	176	75	42.6

Minimum: 75 shots on goal

GAMES PLAYED IN GOAL

PLAYER	GP
Tony Meola	125
Tim Howard	85
Jon Conway	63
Bounaoundoul	47
Mike Ammann	46
Jonny Walker	42
Zach Wells	19
Ronald Waterreus	18
Danny Cepero	15
Greg Sutton	13

GAMES STARTED IN GOAL

PLAYER	GS
Tony Meola	125
Tim Howard	83
Jon Conway	61
Mike Ammann	46
Bounaoundoul	46
Jonny Walker	42
Zach Wells	19
Ronald Waterreus	18
Danny Cepero	15
Greg Sutton	13

MINUTES PLAYED IN GOAL

PLAYER	MIN
Tony Meola	11,233
Tim Howard	7,681
Jon Conway	5,553
Bounaoundoul	4,185
Mike Ammann	4,098
Jonny Walker	3,845
Zach Wells	1,710
Ronald Waterreus	1,557
Danny Cepero	1,268
Greg Sutton	1,170

GOALS AGAINST AVG.

PLAYER	GP	MIN	SHTS	SVS	GA	GAA	W-L-T	SHO
Bounaoundoul	47	4,185	225	174	51	1.10	19-14-13	16
Jon Conway	63	5,553	326	242	84	1.36	23-24-15	17
Tim Howard	85	7,681	567	442	125	1.46	37-36-11	15
Tony Meola	125	11,233	834	629	205	1.64	48-64-13	25
Mike Ammann	46	4,098	285	199	86	1.89	17-27-1	4

Minimum: 4000 minutes played

WINS

PLAYER	GP	WON
Tony Meola	125	48
Tim Howard	85	37
Jon Conway	63	23
Bounaoundoul	47	19
Mike Ammann	46	17
Jonny Walker	42	14
Zach Wells	19	7
Ronald Waterreus	18	6
Frank Rost	11	4
Greg Sutton	13	4

LOSSES

PLAYER	GP	LOST
Tony Meola	125	64
Tim Howard	85	36
Mike Ammann	46	27
Jon Conway	63	24
Jonny Walker	42	16
Bounaoundoul	47	14
Danny Cepero	15	9
Ronald Waterreus	18	6
Zach Wells	19	5
Paul Grafer	7	4
Frank Rost	11	4

SAVES

PLAYER	GP	SVS
Tony Meola	125	629
Tim Howard	85	442
Jon Conway	63	242
Mike Ammann	46	199
Bounaoundoul	47	174
Jonny Walker	42	154
Zach Wells	19	73
Danny Cepero	15	67
Ronald Waterreus	18	59
Greg Sutton	13	39

SHUTOUTS

PLAYER	GP	SHO
Tony Meola	125	25
Jon Conway	63	17
Bounaoundoul	47	16
Tim Howard	85	15
Jonny Walker	42	9
Frank Rost	11	5
Ronald Waterreus	18	5
Mike Ammann	46	4
Greg Sutton	13	4
Zach Wells	19	4

WINNING PCT.

PLAYER	GP	WON	LOST	TIED	PCT
Tim Howard	85	37	36	11	0.506
Jon Conway	63	23	24	15	0.492
Tony Meola	125	48	64	13	0.436

Minimum: 20 wins

SAVES PERCENTAGE

PLAYER	GP	SAVES	SOG	PCT
Tony Meola	125	629	863	72.9
Tim Howard	85	442	607	72.8
Jon Conway	63	242	343	70.6
Mike Ammann	46	199	317	62.8

Minimum: 175 saves

**NEW YORK RED BULLS
PENALTY KICKS &
SHOOTOUTS**

RED BULLS ALL-TIME PENALTY KICKS SUMMARY (66 GOALS IN 96 ATTEMPTS)

DATE	OPP.	SHOOTER	RESULT	OPP. GK
4/27/1996	vs. CLB	Tab Ramos	Save	Bo Oshoniyi
5/30/1996	vs. DC	Peter Vermes	Saved	Jeff Causey
8/3/1996	at NE	Roberto Donadoni	Left Pipe*	Jim St. Andre
8/17/1996	at TB	Roberto Donadoni	Goal	Mark Dougherty
9/21/1996	at TB	Giovanni Savarese	Goal	Mark Dougherty
9/24/1996	vs. DC	Roberto Donadoni	Goal*	Jeff Causey
3/22/1997	at SJ	Braeden Cloutier	Save*	Dave Salzwedel
5/9/1997	vs. SJ	Roberto Donadoni	Wide Left	Dave Salzwedel
8/3/1997	vs. TB	Antony De Avila	Saved	Mark Dougherty
8/17/1997	at KC	Roberto Donadoni	Goal	Mike Ammann
8/23/1997	at DAL	Branco	Saved	Mark Dodd
4/25/1998	vs. SJ	Giovanni Savarese	Goal	David Kramer
5/3/1998	at TB	Paul Dougherty	Saved	Thomas Ravelli
5/31/1998	at NE	Giovanni Savarese	Saved	Ian Feuer
6/24/1998	vs. NE	Diego Sonora	Right Pipe	Ian Feuer
8/9/1998	at SJ	Diego Sonora	Goal	David Kramer
8/15/1998	at MIA	Diego Sonora	Saved	Jeff Cassar
9/30/1998	at CLB	Mike Sorber	Goal	Juergen Sommer
4/11/1999	at TB	Eduardo Hurtado	Goal	Scott Garlick
8/11/1999	vs. DC	Sasa Curcic	Goal	Mark Simpson
8/14/1999	vs. KC	Eduardo Hurtado	Saved	David Winner
8/21/1999	at LA	Mark Chung	Goal	Kevin Hartman
9/22/1999	vs. SJ	Henry Zambrano	Saved	Joe Cannon
4/1/2000	vs. DC	Alex Comas	Goal	Tom Presthus
5/27/2000	vs. CHI	Adolfo Valencia	Goal	Zach Thornton
7/22/2000	vs. MIA	Adolfo Valencia	Goal	Nick Rimando
8/2/2000	at DC	Adolfo Valencia	Goal	Mark Simpson
8/6/2000	at CHI	Roy Myers	Goal	Zach Thornton
8/20/2000	vs. COL	Alex Comas	Goal	David Kramer
8/26/2000	at DAL	Clint Mathis	Goal	Matt Jordan
9/2/2000	at MIA	Alex Comas	Goal	Nick Rimando
9/5/2000	vs. MIA	Adolfo Valencia	Goal	Nick Rimando
9/9/2000	at NE	Clint Mathis	Wide Left	Jeff Causey
4/28/2001	vs. DAL	Mark Chung	Saved	Matt Jordan
5/16/2001	vs. COL	Alex Comas	Goal	Adin Brown
8/19/2001	vs. CLB	Petter Villegas	Saved	Tom Presthus
5/11/2002	at SJ	Rodrigo Faria	Goal	Joe Cannon
5/18/2002	at DC	Rodrigo Faria	Goal	Nick Rimando
6/15/2002	vs. LA	Mamadou Diallo	Goal	Kevin Hartman
7/4/2002	at DAL	Rodrigo Faria	Saved	Matt Jordan
7/6/2002	at CLB	Ross Paule	Goal	Tom Presthus
7/13/2002	vs. CHI	Manadou Diallo	Goal	Zach Thornton
7/20/2002	vs. NE	Mamadou Diallo	Goal	Juergen Sommer
7/31/2002	vs. CLB	Mamadou Diallo	Saved	Jon Busch
8/25/2002	vs. DC	Mamadou Diallo	Saved	Nick Rimando
4/19/2003	vs. LA	Jaime Moreno	Goal	Kevin Hartman
5/31/2003	at CLB	Clint Mathis	Goal	Jon Busch
6/14/2003	vs. CHI	Amado Guevara	Goal	Zach Thornton

DATE	OPP.	SHOOTER	RESULT	OPP. GK
9/25/2003	vs. DC	Clint Mathis	Saved	Nick Rimando
10/11/2003	vs. DAL	Amado Guevara	Saved	D.J. Countess
10/11/2003	vs. DAL	Clint Mathis	Saved	D.J. Countess
10/25/2003	at NE	Mark Lisi	Goal	Adin Brown
11/9/2003	at NE	Amado Guevara	Goal	Adin Brown
5/8/2004	at SJ	Amado Guevara	Goal	Pat Onstad
6/26/2004	at NE	Amado Guevara	Goal	Adin Brown
7/10/2004	at SJ	Amado Guevara	Goal	Pat Onstad
7/17/2004	at CHI	Amado Guevara	Goal	Henry Ring
7/24/2004	vs. CHI	Amado Guevara	Goal	Henry Ring
8/8/2004	vs. LA	Amado Guevara	Goal	Kevin Hartman
9/11/2004	vs. NE	Mike Magee	Goal	Matt Reis
10/9/2004	vs. CLB	Sergio Galvan Rey	Goal	Matt Jordan
4/22/2005	vs. CHI	Amado Guevara	Saved	Zach Thornton
4/30/2005	vs. COL	Amado Guevara	Goal	Joe Cannon
6/18/2005	vs. CLB	Youri Djorkaeff	Goal	Bill Gaudette
6/25/2005	vs. NE	Youri Djorkaeff	Goal	Matt Reis
7/9/2005	vs. LA	Amado Guevara	Goal	Kevin Hartman
8/21/2005	vs. CHV	Amado Guevara	Goal	Brad Guzan
8/21/2005	vs. CHV	Amado Guevara	Goal	Brad Guzan
7/14/2006	vs. COL	Amado Guevara	Goal	Joe Cannon
9/16/2006	vs. CLB	Youri Djorkaeff	Saved	Bill Gaudette
9/23/2006	at DC	Amado Guevara	Goal	Troy Perkins
10/14/2006	vs. KC	Amado Guevara	Goal	Bo Oshoniyi
10/14/2006	vs. KC	Amado Guevara	Goal	Bo Oshoniyi
4/21/2007	vs. HOU	Clint Mathis	Saved	Pat Onstad
6/16/2007	vs. KC	Juan Pablo Angel	Goal	Kevin Hartman
8/22/2007	at DC	Juan Pablo Angel	Goal	Troy Perkins
9/15/2007	at CHI	Juan Pablo Angel	Goal	Matt Pickens
9/29/2007	vs. RSL	Juan Pablo Angel	Goal	Nick Rimando
10/13/2007	vs. KC	Juan Pablo Angel	Goal	Kevin Hartman
4/5/2008	vs. CLB	Juan Pablo Angel	Saved	Will Hesmer
4/27/2008	vs. SJ	Mike Magee	Goal	Joe Cannon
9/27/2008	vs. COL	Juan Pablo Angel	Goal	Preston Burpo
11/9/2008	at HOU	Juan Pablo Angel	Goal	Pat Onstad
5/30/2009	vs. COL	Juan Pablo Angel	Goal	Matt Pickens
7/19/2009	vs. LA	Juan Pablo Angel	Goal	Donovan Ricketts
7/19/2009	vs. LA	Juan Pablo Angel	Saved	Donovan Ricketts
4/17/2010	vs. DAL	Juan Pablo Angel	Saved	Dario Sala
4/17/2010	vs. DAL	Juan Pablo Angel	Goal	Dario Sala
4/24/2010	vs. PHI	Juan Pablo Angel	Goal	Chris Seitz
8/21/2010	vs. TOR	Juan Pablo Angel	Goal	Stefan Frei
9/24/2010	vs. LA	Juan Pablo Angel	Goal	Donovan Ricketts
3/19/2011	vs. SEA	Thierry Henry	Saved	Kasey Keller
4/30/2011	vs. KC	Rafa Márquez	Saved	Jimmy Nielsen
5/15/2011	vs. CHV	Dwayne De Rosario	Goal	Dan Kennedy
6/19/2011	at POR	Dwayne De Rosario	Goal	Troy Perkins
9/24/2011	vs. POR	Luke Rodgers	Goal	Troy Perkins

OPPONENT ALL-TIME PENALTY KICK SUMMARY (61 GOALS IN 82 ATTEMPTS)

DATE	OPP.	SHOOTER	RESULT	N.Y. GK
5/4/1996	vs. TB	Carlos Valderrama	Goal	Zach Thornton
6/9/1996	vs. LA	Eduardo Hurtado	Goal	Tony Meola
6/30/1996	at CLB	Brian McBride	Saved	Tony Meola
7/10/1996	vs. DAL	Leonel Alvarez	Goal	Tony Meola
7/28/1996	vs. SJ	Eric Wynalda	Goal	Tony Meola
10/2/1996	vs. DC	Raul Diaz Arce	Goal	Tony Meola
5/11/1997	at CLB	Brian Maisonneuve	Goal	Zach Thornton
5/30/1997	at NE	Alberto Naveda	Goal	Tony Meola
6/15/1997	at DAL	Jason Kreis	Goal	Zach Thornton
6/21/1997	at CLB	Brian McBride	Goal	Tony Meola
8/15/1997	at COL	Wolde Harris	Goal	Tony Meola
8/23/1997	at DAL	Damian	Goal	Tony Meola
9/12/1997	at KC	Preki	High	Tony Meola
9/12/1997	at KC	Mo Johnston	Saved	Tony Meola
4/4/1998	at KC	Preki	Goal	Tony Meola
5/23/1998	vs. MIA	Marcelo Herrera	Goal	Tony Meola
9/6/1998	at CLB	Brian McBride	Goal	Tony Meola
9/16/1998	vs. DC	Roy Lassiter	Goal	Tony Meola
9/16/1998	vs. DC	Jaime Moreno	Goal	Tony Meola
5/8/1999	at DC	Roy Lassiter	Goal	Mike Ammann
6/20/1999	at KC	Francisco Gomez	Goal	Mike Ammann
4/1/2000	vs. DC	Jaime Moreno	Goal	Mike Ammann
4/22/2000	at DC	Marco Etcheverry	Goal	Mike Ammann
4/29/2000	vs. LA	Greg Vanney	Saved	Mike Ammann
5/27/2000	vs. CHI	Ante Razov	Goal	Mike Ammann
6/17/2000	vs. NE	Imad Baba	Goal	Mike Ammann
6/24/2000	at COL	Anders Limpar	Wide Left	Mike Ammann
8/6/2000	at CHI	Hristo Stoichkov	Goal	Mike Ammann
8/20/2000	vs. COL	Ross Paule	Goal	Russell Payne
9/2/2000	at MIA	Diego Serna	Goal	Tim Howard
9/9/2000	at NE	Imad Baba	Goal	Paul Grafer
4/28/2001	vs. DAL	Jorge Rodriguez	Goal	Tim Howard
5/5/2001	vs. DC	Jaime Moreno	Goal	Tim Howard
6/3/2001	at NE	Cate	Goal	Tim Howard
4/13/2002	at COL	John Spencer	Goal	Tim Howard
7/13/2002	vs. CHI	Josh Wolff	Saved	Tim Howard
7/24/2002	at KC	Igor Simutenkov	Saved	Tim Howard
7/31/2002	vs. CLB	Brian McBride	Goal	Tim Howard
9/21/2002	at NE	Taylor Twellman	Goal	Paul Grafer
5/24/2003	vs. DAL	Jason Kreis	Saved	Tim Howard
7/5/2003	at DC	Marco Etcheverry	Goal	Tim Howard
9/6/2003	at KC	Preki	Goal	Jonny Walker
9/28/2003	at DC	Marco Etcheverry	Goal	Jonny Walker

DATE	OPP.	SHOOTER	RESULT	N.Y. GK
10/11/2003	vs. DAL	Eddie Johnson	Saved	Jonny Walker
5/8/2004	at SJ	Ronnie Ekelund	Goal	Jonny Walker
6/19/2004	vs. LA	Andreas Herzog	Goal	Zach Wells
7/28/2004	at KC	Chris Klein	Goal	Jonny Walker
7/28/2004	at KC	Chris Klein	Saved	Jonny Walker
8/29/2004	vs. CLB	Ross Paule	Goal	Jonny Walker
5/28/2005	vs. COL	Kyle Martino	Saved	Zach Wells
5/31/2005	vs. CHI	Jesse Marsch	Goal	Zach Wells
6/4/2005	vs. LA	Jovan Kirovski	Goal	Zach Wells
6/18/2005	vs. COL	Chris Henderson	Saved	Zach Wells
7/4/2005	vs. RSL	Jason Kreis	Goal	Zach Wells
5/13/2006	vs. CHI	Diego Gutierrez	Goal	Jon Conway
5/20/2006	vs. CHV	Paco Palencia	Goal	Jon Conway
6/3/2006	vs. KC	Jose Burciaga Jr.	Goal	Tony Meola
7/29/2006	vs. HOU	Dwayne De Rosario	Goal	Jon Conway
5/5/2007	at RSL	Jeff Cunningham	Goal	Jon Conway
8/22/2007	at DC	Jaime Moreno	Goal	Ronald Waterreus
8/25/2007	at NE	Shalrie Joseph	Wide Left	Jon Conway
9/9/2007	at CHV	Ante Razov	Goal	Ronald Waterreus
9/15/2007	at CHI	Cuauhtemoc Blanco	Goal	Ronald Waterreus
10/13/2007	vs. KC	Eddie Johnson	Saved	Jon Conway
5/25/2008	vs. CHI	Cuauhtemoc Blanco	Goal	Jon Conway
8/30/2008	at DC	Jaime Moreno	Wide Left	Jon Conway
9/27/2008	vs. COL	Conor Casey	Goal	Jon Conway
4/23/2009	at KC	Claudio Loepz	Goal	Jon Conway
5/2/2009	at LA	Landon Donovan	Goal	Jon Conway
5/30/2009	vs. COL	Mehdi Ballouchy	Goal	Jon Conway
6/4/2009	at DC	Jaime Moreno	Goal	Jon Conway
6/13/2009	at TOR	Amado Guevara	Save	Danny Cepero
9/26/2009	at CHV	Sacha Kljestan	Wide Left	Bounaoundoul
10/3/2009	at SJ	Ryan Johnson	Goal	Bounaoundoul
7/31/2010	vs. HOU	Brad Davis	Goal	Bounaoundoul
7/31/2010	vs. HOU	Brad Davis	Miss High	Bounaoundoul
5/21/2011	at HOU	Brad Davis	Goal	Greg Sutton
5/25/2011	vs. COL	Jeff Larentowicz	Save	Greg Sutton
5/28/2011	at VAN	Eric Hassli	Goal	Greg Sutton
6/10/2011	vs. NE	Shalrie Joseph	Save	Greg Sutton
6/19/2011	at POR	Jack Jewsbury	Off Right Post	Greg Sutton
8/6/2011	at RSL	Alvaro Saborio	Goal	Bounaoundoul
11/3/2011	at LA	Landon Donovan	Goal	Frank Rost

Red PK taken in playoff game;
* PK taken in shootout round

NEW YORK RED BULLS OWN GOAL HISTORY

NEW YORK OWN GOALS

DATE	PLAYER	MIN.	GAME
4/20/1996	Nicola Caricola	90'	NE 1 at NY 0
7/4/1996	Nicola Caricola	68'	NY 1 at COL 2
9/1/1996	Damian Silvera	70'	NY 2 at COL 3 (SO)
9/6/1998	Mike Duhaney	25'	NY 3 at COL 4
9/16/1998	Rhett Hartly	67'	DC 5 at NY 0
7/18/2001	Mark Chung	62'	NY 1 at CLB 2
10/1/2005	Jeff Agoos	47'	DC 4 at NY 1
9/23/2006	Carlos Mendes	10'	NY 3 at DC 4
8/25/2007	Carlos Mendes	80'	NY 1 at NE 2
10/4/2007	Chris Leitch	66'	NY 1 at TFC 2
4/10/2010	Bounaoundoul	46'	NY 0 at CHV 2
5/29/2010	Tim Ream	24'	NY 2 at NE 3
6/19/2011	Stephen Keel	49'	NY 3 at POR 3

OPPONENTS' OWN GOALS

DATE	PLAYER	MIN.	GAME
5/4/1996	Cle Kooiman	72'	TB 3 at NY 4 (SO)
8/23/1997	Joey Martinez	60'	NY 2 at DAL 1
7/29/1998	Matt McKeon	13'	KC 2 at NY 1 (SO)
4/22/2000	Jeff Agoos	9'	NY 3 at DC 2
7/18/2001	Mike Lapper	81'	NY 1 at CLB 2
7/21/2001	Carey Talley	86'	DC 1 at NY 2
3/23/2002	Carlos Llamasa	72'	NE 1 at NY 3
7/12/2003	Daouda Kante	73'	NY 3 at NE 3
7/23/2005	Ricardo Clark	32'	NY 1 at SJ 2
7/27/2008	Eric Denton	4'	NY 1 at SJ 1
3/28/2009	Jay Heaps	35'	NY 1 at NE 1
8/21/2010	Joseph Nane	38'	NY 4 at TOR 1
9/16/2010	Jair Benitez	82'	NY 2 at FCD 2
6/10/2011	Ryan Cochrane	37'	NE 1 at NY 2
6/23/2011	Zach Scott	58'	NY 2 at SEA 4

NEW YORK RED BULLS
RED CARD HISTORY

WHEN RECEIVING A RED CARD: 26-39-15 (85 CARDS)

DATE	OPPONENT	PLAYER	TIME	REASON	RESULT	DATE	OPPONENT	PLAYER	TIME	REASON	RESULT
05/12/1996	at DC	Ramos	77'	2 Yellows	SOW	09/14/2002	at DC	Howard	93'+	Denying Goal Scoring Opp.	L
06/09/1996	vs. LA	Caricola	65'	Pushing Referee	L	05/17/2003	at COL	DiGiamarino	81'	2 Yellows	W
09/21/1996	at TB	da Silva	68'	2 Yellows	L	07/05/2003	at DC	Arena	35'	2 Yellows	W
08/15/1997	at COL	Branco	83'	Tackle from behind	L	07/26/2003	at COL	Guevara	28'	2 Yellows	L
08/17/1997	at KC	Ramos	41'	Dissent	L	09/28/2003	at DC	Mathis	87'	2 Yellows	T
09/06/1997	at SJ	Branco	66'	Hard foul	L	08/29/2004	vs. CLB	Guevara	90'	2 Yellows	T
09/25/1997	vs. CLB	Branco	63'	Hard foul	L	10/17/2004	at DC	Ziadie	68'	2 Yellows	L
04/11/1998	at CHI	Sorber	90'	2 Yellows	W	05/21/2005	vs. NE	Ibrahim	66'	2 Yellows	T
04/25/1998	vs. SJ	Rooney	71'	Violent Conduct	W	08/10/2005	at DC	Guevara	45'	2 Yellows	L
04/25/1998	vs. SJ	Zavagnin	78'	Violent Conduct	W	09/10/2005	at KC	Regan	65'	2 Yellows	W
07/19/1998	vs. CLB	Ramos	60'	Dissent	W	10/05/2005	at CHI	Razov	80'	Violent Conduct	T
07/25/1998	vs. CHI	Rooney	89'	Extreme force	W	07/29/2006	at HOU	O'Rourke	71'	2 Yellows	T
08/09/1998	at SJ	Zavagnin	72'	2 Yellows	L	09/09/2006	at NE	Guevara	81'	2 Yellows	L
09/06/1998	at CLB	Semioli	51'	2 Yellows	L	09/16/2006	vs. CLB	Magee	64'	Violent Conduct	W
09/06/1998	at CLB	Palacios	75'	Extreme force	L	09/30/2006	at CHI	Wynne	81'	2 Yellows	W
09/16/1998	vs. DC	Vega	7'	Ungentlmanly conduct	L	04/21/2007	vs. HOU	Mathis	36'	Serious Foul Play	W
03/20/1999	at MIA	Palacios	82'	Tackle from behind	SOW	06/02/2007	at KC	Mathis	36'	Violent Conduct	L
04/03/1999	vs. DC	Walsh	65'	Tackle from behind	L	07/14/2007	vs. NE	Angel	91'+	Serious Foul Play	L
06/12/1999	vs. COL	Semioli	68'	2 Yellows	L	10/04/2007	at TOR	Vide	64'	2 Yellows	L
06/20/1999	at KC	Corrales	74'	Tackle from behind	L	04/05/2008	vs. CLB	Parke	81'	2 Yellows	W
08/11/1999	vs. DC	Petke	34'	2 Yellows	L	05/17/2008	vs. KC	van den Bergh	77'	Violent Conduct	T
08/14/1999	vs. KC	Curcic	23'	Extreme force	L	05/17/2008	vs. KC	Osorio*	84'	Ungentlmanly conduct	T
05/13/2000	at KC	Corrales	69'	2 Yellows	L	08/17/2008	vs. TOR	Cichero	46'	Serious Foul Play	W
05/27/2000	vs. CHI	Zambrano*	90'	Ungentlmanly conduct	W	09/18/2008	at CLB	Goldthwaite	89'	Serious Foul Play	L
06/16/2000	vs. NE	D. Hernandez	81'	Ungentlmanly conduct	W	10/09/2008	at RSL	Pietravallo	83'	Violent Conduct	T
07/15/2000	at NE	Walsh	78'	Dangerous play	W	04/11/2009	at HOU	Johnson	78'	Violent Conduct	T
07/22/2000	vs. MIA	Petke	78'	Extreme force	W	04/18/2009	vs. RSL	Hall	66'	Serious Foul Play	W
08/06/2000	at CHI	Ramos	70'	Violent Conduct	L	04/23/2009	at KC	Johnson	2'	Denying Goal Scoring Opp.	L
08/12/2000	vs. NE	Shak	68'	2 Yellows	W	05/16/2009	vs. HOU	Rojas	35'	Serious Foul Play	T
09/05/2000	vs. MIA	Perez	94'+	Violent Conduct	W	06/13/2009	at TOR	Petke	PG	Dissent	L
09/05/2000	vs. MIA	Myers	94'+	Violent Conduct	W	07/25/2009	at COL	Ubiparipovic	45'	Serious Foul Play	L
04/21/2001	vs. TB	P. Alvarez	28'	2 Yellows	L	08/23/2009	vs. FCD	Goldthwaite	60'	Serious Foul Play	W
04/28/2001	vs. DAL	Comas	59'	2 Yellows	W	09/12/2009	vs. KC	Johnson	PG	2 Yellows	L
05/12/2001	vs. LA	Villegas	84'	Hard foul	W	05/08/2010	at SJ	Sassano	13'	Serious Foul Play	L
06/03/2001	at NE	P. Alvarez	97'+	2 Yellows	T	05/29/2010	at NE	Mendes	56'	2 Yellows	L
08/11/2001	at DAL	Petke	39'	2 Yellows	L	05/29/2010	at NE	Miller	75'	Serious Foul Play	L
04/13/2002	at COL	Paule	57'	2 Yellows	W	06/19/2011	at POR	Henry	93'+	Violent Conduct	T
04/20/2002	vs. CHI	Ramos	34'	Serious Foul Play	L	07/23/2011	vs. DAL	Richards	80'	2 Yellows	T
05/04/2002	vs. DAL	Petke	45'	Violent Conduct	L	08/20/2011	at NE	Tainio	69'	2 Yellows	T
05/11/2002	at SJ	Serna	91'+	Violent Conduct	L	09/10/2011	vs. VAN	Solli	45'+	Denying Goal Scoring Opp.	T
06/29/2002	at NE	Diallo	32'	Violent Conduct	W	10/15/2011	at KC	Henry	28'	Violent Conduct	L
07/31/2002	vs. COL	Addo	45'	Tackle from behind	L						
08/31/2002	at LA	Ziadie	62'	Repeated foul	L						
09/14/2002	at DC	Mathis	30'	Serious Foul Play	L						

* Red card given to coach

WHEN OPPONENTS RECEIVE A RED CARD: 24-23-12 (63 CARDS)

DATE	OPPONENT	PLAYER	TIME	REASON	RESULT	DATE	OPPONENT	PLAYER	TIME	REASON	RESULT
05/16/1996	vs. COL	Houghton*	18'	Dissent	W	06/26/2002	vs. COL	Mastroeni	32'	Serious Foul Play	L
06/02/1996	at DAL	W. Rodriguez	67'	2 Yellows	W	07/02/2003	vs. SJ	Corrales (bench)	85'	Violent Conduct	T
07/28/1996	vs. SJ	Doyle	43'	Ungentlemanly Conduct	W	08/13/2003	vs. KC	Fabro	100'	Serious Foul Play	T
07/28/1996	vs. SJ	B. Lewis	81'	Ungentlemanly Conduct	W	08/08/2004	vs. LA	Albright	68'	Violent Conduct	W
09/27/1996	at DC (Game 2)	Moreno	88'	Ungentlemanly Conduct	L	07/01/2005	at NE	John	83'	Violent Conduct	L
05/09/1997	vs. SJ	B. Lewis	68'	Hand Ball	L	07/29/2006	at HOU	De Rosario	71'	Violent Conduct	T
06/13/1997	vs. COL	Kmosko	60'	2 Yellows	L	08/26/2006	vs. RSL	Stewart	8'	Denying Goal Scoring Opp.	W
08/03/1997	vs. TB	Hejduk	62'	2 Yellows	L	09/16/2006	vs. CLB	Ngwenya	35'	Violent Conduct	W
08/23/1997	at DAL	Damian	74'	Hard Foul	W	09/16/2006	vs. CLB	Gonzalez	71'	Violent Conduct	W
09/20/1997	at NE	Chronopoulos	88'	2 Yellows	L	09/23/2006	at DC	Erpen	61'	Violent Conduct	L
04/11/1998	vs. LA	Fraser	46'	Serious Foul Play	L	10/07/2006	at COL	Petke	94'+	2 Yellows	T
04/25/1998	vs. SJ	Barrett	14'	Tackle From Behind	W	10/14/2006	vs. KC	Garcia	87'	Serious Foul Play	W
05/31/1998	at NE	McKinley	44'	Hand Ball	SOW	06/10/2007	at DC	Boswell	60'	2 Yellows	L
08/18/1998	vs. COL	Vaudreuil	34'	Foul Tackle	W	07/22/2007	vs. DC	Fred	92'+	Serious Foul Play	W
08/29/1998	at DAL	Deering	30'	Tackle From Behind	L	08/12/2007	vs. TFC	Pozniak	65'	Serious Foul Play	W
05/01/1999	vs. LA	Mathis	74'	Extreme Force	SOL	09/15/2007	at CHI	Conde	67'	2 Yellows	T
05/15/1999	vs. MIA	Gutierrez	19'	Violent Conduct	W	10/04/2007	at TFC	Boyens	67'	Serious Foul Play	L
06/12/1999	vs. COL	Anderson	44'	Denying Goal Scoring Opp.	L	04/19/2008	vs. NE	Castro	46'	Serious Foul Play	T
04/08/2000	at SJ	Conrad	91'+	2 Yellows	L	04/05/2009	at CHI	Thorrington	14'	Denying Goal Scoring Opp.	L
05/27/2000	vs. CHI	Razov	90'	Ungentlemanly Conduct	W	04/11/2009	at HOU	Chabala	93'+	Serious Foul Play	T
06/17/2000	vs. NE	L. Alvarez	84'	2 Yellows	W	06/26/2010	at KC	Arnaud	90'	Serious Foul Play	W
08/26/2000	at DAL	Rodriguez	77'	Dissent	W	07/17/2010	at CLB	Hejduk	90'	Serious Foul Play	L
09/05/2000	vs. MIA	Heaps	94'+	Violent Conduct	W	07/31/2010	at HOU	Palmer	44'	Serious Foul Play	T
09/05/2000	vs. MIA	McKinley	94'+	Violent Conduct	W	08/21/2010	at TOR	Attakora	60'	Hand Ball	W
09/20/2000	at DAL (Game 2)	Deering	67'	2 Yellows	W	09/16/2010	at FCD	Shea	29'	Serious Foul Play	T
04/21/2001	vs. TB	Diallo	88'	Serious Foul Play	L	08/20/2011	at NE	Mansally	55'	2 Yellows	T
06/13/2001	at DC	Alegria	83'	Serious Foul Play	L	09/24/2011	vs. POR	Alhassan	64'	Denying Goal Scoring Opp.	W
08/04/2001	vs. MIA	McKinley	36'	2 Yellows	W						
08/04/2001	vs. MIA	Bishop	85'	Ungentlemanly Conduct	W						
08/19/2001	vs. CLB	Warzycha	48'+	Hand Ball	L						
09/01/2001	vs. CHI	C.J. Brown	25'	Denying Goal Scoring Opp.	L						
03/27/2002	vs. CLB	McCarty	71'	2 Yellows	L						
04/06/2002	at CLB	D. Torres	73'	Professional Foul	W-OT						
05/04/2002	vs. DAL	J. Rodriguez	80'	Tackle From Behind	L						
05/25/2002	vs. KC	Preki	93'+	Professional Foul	T						

* Red card given to coach

NEW YORK RED BULLS
MULTI-GOAL GAMES

WHEN A NEW YORK PLAYER SCORES MORE THAN ONE GOAL: 52-7-11

DATE	OPPONENT	PLAYER	KEEPER	RESULT	DATE	OPPONENT	PLAYER	KEEPER	RESULT
05/04/1996	vs. TB	Savarese (2)	Dougherty	SOW	04/16/2005	vs. KC	Galvan Rey (2)	Oshoniyi	T
05/16/1996	vs. COL	Savarese (3)	Woods	W	04/30/2005	at COL	Guevara (3)	Cannon	W
07/10/1996	vs. DAL	Savarese (2)	Dodd	W	05/14/2005	at CHI	Gaven (2)	Thornton	W
08/14/1996	vs. NE	Johnson (2)	Heany	W	06/18/2005	vs. CLB	Razov (2)	Gaudette	W
08/21/1996	vs. DC	DeAvila (2)	Simpson	L	08/06/2005	at FCD	Djorkaeff (2)	Cassar	T
09/10/1996	vs. LA	Joseph (2)	Kramer	W	08/21/2005	vs. CHV	Guevara (3)	Guzan	T
04/12/1997	vs. NE	Savarese (2)	Zengo	W	09/17/2005	vs. NE	Djorkaeff (2)	Reis	W
07/13/1997	vs. COL	DeAvila (2)	Hahnemann	W	09/17/2005	vs. NE	Magee (2)	Reis	W
07/13/1997	vs. COL	Ramos (2)	Hahnemann	W	10/05/2005	at CHI	Gaven (2)	Thornton	T
08/03/1997	vs. TB	DeAvila (2)	Dougherty	L	05/20/2006	vs. CHV	Peguero (3)	Guzan	W
08/17/1997	at KC	Savarese (2)	Ammann	SOL	05/20/2006	vs. CHV	Stammler (2)	Guzan	W
08/29/1997	vs. SJ	Savarese (2)	Kramer	W	08/26/2006	vs. RSL	Buddle (3)	Nolly	W
05/16/1998	vs. DC	Savarese (2)	Garlick	W	09/30/2006	at DC	Guevara (2)	Perkins	L
05/23/1998	vs. MIA	Rooney (2)	Cassar	W	10/14/2006	vs. DC	Guevara (3)	Oshoniyi	W
06/13/1998	vs. MIA	Savarese (2)	Budnick	W	05/05/2007	at RSL	Mathis (2)	Seitz	T
06/24/1998	vs. NE	Kelly (2)	Feuer	W	05/24/2007	vs. CHI	Angel (2)	Pickens	W
07/19/1998	vs. CLB	Hurtado (2)	Sommer	W	06/06/2007	at TOR	Angel (2)	Djekanovic	W
08/18/1998	vs. COL	Savarese (2)	Hahnemann	W	06/16/2007	vs. KC	Angel (2)	Hartman	T
09/06/1998	vs. CLB	Savarese (2)	Sommer	L	08/12/2007	vs. TOR	Altidore (2)	Stamatopoulos	W
03/20/1999	at MIA	Hurtado (2)	Hudock	SOW	08/18/2007	vs. LA	Altidore (2)	Cannon	W
05/06/2000	at CLB	Valencia (2)	Napoleon	W	08/18/2007	vs. LA	Angel (2)	Cannon	W
05/20/2000	vs. TB	Valencia (2)	Garlick	OTW	10/13/2007	vs. KC	Angel (2)	Hartman	W
07/22/2000	vs. MIA	Comas (2)	Rimando	W	08/10/2008	vs. DC	Angel (2)	Wells	W
08/12/2000	vs. NE	Valencia (2)	Sommer	W	10/18/2008	vs. CLB	Angel (2)	Gruenebaum	W
08/16/2000	at TB	Comas (2)	Garlick	OTL	05/08/2009	vs. SJ	Rojas (2)	Cannon	W
08/20/2000	vs. COL	Mathis (2)	Kramer	W	08/23/2009	vs. FCD	Angel (2)	Sala	W
08/26/2000	at DAL	Mathis (5)	Jordan	W	10/25/2009	vs. TOR	Angel (2)	Edwards	W
09/09/2000	at NE	Comas (3)	Causey	L	10/25/2009	vs. TOR	Kandji (2)	Edwards	W
05/02/2001	vs. KC	Mathis (3)	Meola	W	04/17/2010	vs. FCD	Angel (2)	Sala	W
07/07/2001	at MIA	Valencia (2)	Rimando	W	06/26/2010	at KC	Angel (2)	Nielsen	W
09/07/2001	vs. NE	Faria (2)	J. Fernandez	W	07/31/2010	at HOU	Angel (2)	Hall	T
06/15/2002	vs. LA	Diallo (4)	Hartman	W	04/16/2011	vs. SJ	Rodgers (2)	Busch	W
07/20/2002	vs. NE	Diallo (2)	Sommer	W	04/21/2011	at DC	Henry (2)	Hamid	W
07/24/2002	at KC	Faria (2)	Oshoniyi	W	07/02/2011	at SJ	Lindpere (2)	Busch	T
09/05/2002	at DAL	Faria (2)	Jordan	W	07/06/2011	vs. TOR	Agudelo (2)	Frei	W
07/02/2003	vs. SJ	Mathis (2)	Onstad	T	08/20/2011	at NE	Richards (2)	Shuttleworth	T
09/06/2003	at KC	Mathis (2)	Meola	W					
04/17/2004	vs. DC	Taylor (2)	Warren	W					
05/08/2004	at SJ	Glen (2)	Onstad	T					

NEW YORK RED BULLS
HEAD-TO-HEAD vs.
MLS TEAMS

REGULAR SEASON

VS. TEAM	OVERALL						HOME GAMES						ROAD GAMES					
	GP	W-L-T	OT	SHO	GF	GA	GP	W-L-T	OT	SHO	GF	GA	GP	W-L-T	OT	SHO	GF	GA
Chicago	40	11-20-9	0-2-1	0-0	46	63	20	8-9-3	0-1-0	0-0	28	29	20	3-11-6	0-1-1	0-0	18	34
Colorado	35	14-16-5	0-0-1	0-0	53	54	17	8-7-2	0-0-0	0-0	35	27	18	6-9-3	0-0-1	0-0	18	27
Columbus	52	22-23-7	2-0-1	0-0	68	62	26	13-9-4	1-0-0	0-0	35	26	26	9-14-3	1-0-1	0-0	33	36
D.C. United	56	19-30-7	2-1-2	1-1	81	108	27	10-13-4	0-0-1	0-0	35	47	29	9-17-3	2-1-1	1-1	46	61
FC Dallas	38	18-16-4	1-0-1	1-0	54	59	20	10-8-2	0-0-1	1-0	29	30	18	8-8-2	1-0-0	0-0	25	29
Sporting KC	43	17-17-9	0-0-3	2-2	54	56	20	10-3-7	0-0-3	1-0	29	20	23	7-14-2	0-0-0	1-2	25	36
Los Angeles	37	16-15-6	0-0-2	1-1	54	53	20	11-7-2	0-0-1	1-1	33	27	17	5-8-4	0-0-1	0-0	21	26
New England	55	18-25-12	1-0-2	2-3	92	98	29	14-8-7	1-0-0	0-2	59	43	26	4-17-5	0-0-2	2-1	33	55
Miami	15	10-5-0	0-0-0	1-0	31	27	7	6-1-0	0-0-0	0-0	18	10	8	4-4-0	0-0-0	1-0	13	17
San Jose	32	10-15-7	0-0-4	0-2	46	49	16	8-4-4	0-0-4	0-0	30	15	16	2-11-3	0-0-0	0-2	16	34
Tampa Bay	22	9-13-0	1-1-0	3-0	30	43	11	4-7-0	1-0-0	2-0	15	24	11	5-6-0	0-1-0	1-0	15	19
Chivas USA	14	4-5-5	0-0-0	0-0	16	21	7	3-3-1	0-0-0	0-0	12	14	7	1-2-4	0-0-0	0-0	4	7
Real Salt Lake	14	3-4-7	0-0-0	0-0	20	19	7	3-1-3	0-0-0	0-0	13	6	7	0-3-4	0-0-0	0-0	7	13
Houston	12	3-2-7	0-0-0	0-0	14	14	6	3-0-3	0-0-0	0-0	9	4	6	0-2-4	0-0-0	0-0	5	10
Toronto FC	13	7-4-2	0-0-0	0-0	27	13	6	5-1-0	0-0-0	0-0	17	3	7	2-3-2	0-0-0	0-0	10	10
Seattle	6	2-3-1	0-0-0	0-0	5	9	3	1-1-1	0-0-0	0-0	2	2	3	1-2-0	0-0-0	0-0	3	7
Philadelphia	4	2-2-0	0-0-0	0-0	4	4	2	2-0-0	0-0-0	0-0	3	1	2	0-2-0	0-0-0	0-0	1	3
Portland	2	1-0-1	0-0-0	0-0	5	3	1	1-0-0	0-0-0	0-0	2	0	1	0-0-1	0-0-0	0-0	3	3
Vancouver	2	0-0-2	0-0-0	0-0	2	2	1	0-0-1	0-0-0	0-0	1	1	1	0-0-1	0-0-0	0-0	1	1
Montreal	0	0-0-0	0-0-0	0-0	0	0	0	0-0-0	0-0-0	0-0	0	0	0	0-0-0	0-0-0	0-0	0	0
TOTALS	492	186-215-91	7-4-17	11-9	702	757	246	120-82-4	3-1-10	5-3	405	329	246	66-133-4	4-3-7	6-6	297	428

YEAR-BY-YEAR RECORD

	OVERALL						HOME GAMES						ROAD GAMES						FINISH	PLAYOFF RESULT
	W-L-T	PTS	OT	SHO	GF	GA	W-L-T	OT	SHO	GF	GA	W-L-T	OT	SHO	GF	GA				
1996	15-17-0	39	0-0-0	3-2	45	47	9-7-0	0-0-0	2-0	26	22	6-10-0	0-0-0	1-2	19	25	East 3	East Semifinals		
1997	13-19-0	35	0-0-0	2-2	43	53	9-7-0	0-0-0	1-0	25	22	4-12-0	0-0-0	1-2	18	31	East 5	Did not qualify		
1998	15-17-0	39	0-0-0	3-0	54	63	10-6-0	0-0-0	1-0	39	33	5-11-0	0-0-0	2-0	15	30	East 3	East Semifinals		
1999	7-25-0	15	0-0-0	3-5	32	64	3-13-0	0-0-0	1-3	17	30	4-12-0	0-0-0	2-2	15	34	East 6	Did not qualify		
2000	17-12-3	54	3-2-3	0-0	64	56	9-4-3	2-0-3	0-0	32	24	8-8-0	1-2-0	0-0	32	32	East 1	Semifinals		
2001	13-10-3	42	0-0-3	0-0	38	35	9-3-1	0-0-1	0-0	23	14	4-7-2	0-0-2	0-0	15	21	East 2	Quarterfinals		
2002	11-15-2	35	1-1-2	0-0	41	47	4-8-2	0-1-2	0-0	21	22	7-7-0	1-0-0	0-0	20	25	East 4	Did not qualify		
2003	11-10-9	42	3-1-9	0-0	40	40	5-6-4	1-0-4	0-0	17	19	6-4-5	2-1-5	0-0	23	21	East 3	Quarterfinals		
2004	11-12-7	40	0-0-0	0-0	47	49	7-4-4	0-0-0	0-0	22	17	4-8-3	0-0-0	0-0	25	32	East 3	Quarterfinals		
2005	12-9-11	47	0-0-0	0-0	53	49	6-3-7	0-0-0	0-0	28	27	6-6-4	0-0-0	0-0	25	22	East 4	Quarterfinals		
2006	9-11-12	39	0-0-0	0-0	41	41	8-3-5	0-0-0	0-0	24	17	1-8-7	0-0-0	0-0	17	24	East 4	Quarterfinals		
2007	12-11-7	43	0-0-0	0-0	47	45	9-3-3	0-0-0	0-0	30	16	3-8-4	0-0-0	0-0	17	29	East 3	Quarterfinals		
2008	10-11-9	39	0-0-0	0-0	42	48	9-3-3	0-0-0	0-0	30	20	1-8-6	0-0-0	0-0	12	28	East 5	MLS Cup Runner-up		
2009	5-19-6	21	0-0-0	0-0	27	47	5-6-4	0-0-0	0-0	24	20	0-13-2	0-0-0	0-0	3	27	East 7	Did not qualify		
2010	15-9-6	51	0-0-0	0-0	38	29	10-3-2	0-0-0	0-0	18	9	5-6-4	0-0-0	0-0	20	20	East 1	Quarterfinals		
2011	10-8-16	46	0-0-0	0-0	50	44	8-3-6	0-0-0	0-0	29	17	2-5-10	0-0-0	0-0	21	27	East 5	Quarterfinals		
TOTALS	186-215-91	627	7-4-17	11-9	702	757	120-82-4	3-1-10	5-3	405	329	66-133-4	4-3-7	6-6	297	428				

NEW YORK RED BULLS AGE-RELATED MILESTONES

YOUNGEST PLAYER TO ...

play in a game	Eddie Gaven	16 yrs., 232 days	10/25/1986	06/14/2003 MET VS CHI
start a game	Eddie Gaven	16 yrs., 232 days	10/25/1986	06/14/2003 MET VS CHI
play a complete game	Eddie Gaven	16 yrs., 323 days	10/25/1986	09/13/2003 MET VS NE
score a goal	Eddie Gaven	16 yrs., 253 days	10/25/1986	07/05/2003 MET at DC
record an assist	Eddie Gaven	16 yrs., 345 days	10/25/1986	10/05/2003 MET at SJ
score 2 goals in a game	Eddie Gaven	17 yrs., 242 days	10/25/1986	06/23/2004 MET at LA
score 3 goals in a game	Clint Mathis	23 yrs., 275 days	11/25/1976	08/26/2000 MET at DAL
play a game as GK	Eddie Gaven	16 yrs., 253 days	10/25/1986	07/05/2003 MET at DC
start a game as GK	Tim Howard	19 yrs., 165 days	3/06/1979	08/18/1998 MET VS COL
play a CG as GK	Tim Howard	19 yrs., 165 days	3/06/1979	08/18/1998 MET VS COL
record a shutout	Tim Howard	21 yrs., 114 days	3/06/1979	06/28/2000 MET VS SJ
record a win	Tim Howard	19 yrs., 165 days	3/06/1979	08/18/1998 MET VS COL

OLDEST PLAYER TO ...

play in a game	Lothar Matthaus	39 yrs., 172 days	3/21/1961	09/09/2000 MET at NE
start a game	Lothar Matthaus	39 yrs., 172 days	3/21/1961	09/09/2000 MET at NE
play a complete game	Lothar Matthaus	39 yrs., 168 days	3/21/1961	09/05/2000 MET VS MIA
score a goal	Youri Djorkaeff	38 yrs., 44 days	3/09/1968	04/22/2006 NY VS DC
record an assist	Lothar Matthaus	39 yrs., 144 days	3/21/1961	08/12/2000 MET VS NE
score 2 goals in a game	Youri Djorkaeff	37 yrs., 192 days	3/09/1968	09/17/2005 MET VS NE
score 3 goals in a game	Amado Guevara	30 yrs., 165 days	5/02/1976	10/14/2006 NY VS KC
play a game as GK	Frank Rost	38 yrs., 112 days	6/30/1973	10/20/2011 NY vs PHI
start a game as GK	Frank Rost	38 yrs., 112 days	6/30/1973	10/20/2011 NY vs PHI
play a CG as GK	Frank Rost	38 yrs., 112 days	6/30/1973	10/20/2011 NY vs PHI
record a shutout	Frank Rost	38 yrs., 112 days	6/30/1973	10/20/2011 NY vs PHI
record a win	Frank Rost	38 yrs., 112 days	6/30/1973	10/20/2011 NY vs PHI

NEW YORK RED BULLS ALL-TIME ATTENDANCE

REGULAR SEASON

	OVERALL RECORD	HOME GAMES	TOTAL	AVERAGE	ROAD GAMES	TOTAL	ROAD ATTENDANCE AVERAGE	RANK	LARGEST HOME CROWD
1996	15-17-0	16	382,360	23,898	16	295,952	18,497	2nd	53,250 (6/09/96, 0-4 L vs. LA)
1997	13-19-0	16	270,288	16,893	16	245,763	15,360	3rd	26,322 (4/19/97, 1-2 L vs. DC)
1998	15-17-0	16	264,316	16,520	16	269,493	16,843	4th	56,404 (5/23/98, 4-2 W vs. MIA)
1999	7-25-0	16	235,301	14,706	16	230,602	14,413	7th	43,192 (5/29/99, 3-3 SOL vs. NE)
2000	17-12-3	16	281,938	17,621	16	205,264	12,829	3rd	41,609 (5/27/00, 4-1 W vs. CHI)
2001	13-10-3	13	270,477	20,806	13	203,266	15,636	2nd	41,794 (8/04/01, 2-1 W vs. MIA)
2002	11-15-2	14	254,174	18,155	14	204,060	14,576	3rd	45,511 (3/27/02, 0-1 L vs. CLB)
2003	11-10-9	15	237,326	15,822	15	216,485	14,432	4th	23,786 (4/12/03, 0-1 L vs. CLB)
2004	11-12-7	15	257,923	17,195	15	199,720	13,315	3rd	41,013 (6/30/04, 2-3 L vs. COL)
2005	12-9-11	16	241,230	15,077	16	213,506	13,344	6th	50,807 (5/31/05, 2-1 W vs. CHI)
2006	9-11-12	16	233,112	14,570	16	232,174	14,511	7th	52,425 (5/24/06, 1-2 L vs. DAL)
2007	12-11-7	15	247,948	16,530	15	245,844	16,390	5th	66,237 (8/18/07, 5-4 W vs. LA)
2008	10-11-9	15	238,925	15,928	15	234,331	15,622	8th	46,754 (7/19/08, 2-2 T vs. LA)
2009	5-19-6	15	187,359	12,491	15	245,981	16,399	12th	23,238 (7/16/09, 1-3 L vs. LA)
2010	15-9-6	15	276,616	18,441	15	273,429	18,229	5th	25,000 (8/14/10, 0-1 L vs. LA)
2011	10-8-16	17	335,740	19,749	17	368,480	21,675	5th	25,186 (10/04/11, 2-0 W vs. LA)
TOTAL	186-215-91	246	4,215,033	17,134	246	3,884,350	15,790	2nd	

LARGEST REGULAR SEASON HOME ATTENDANCE AT GIANTS STADIUM

	DATE	TEAMS & SCORE	ATTENDANCE
1	08/18/2007	NY 5 vs. LA 4	66,237
2	05/23/1998	MET 4 vs. MIA 2	56,404
3	06/09/1996	MET 0 vs. LA 4	53,250
4	05/24/2006	NY 1 vs. FCD 2	52,425
5	05/31/2005	MET 2 vs. CHI 1	50,807
6	04/20/1996	MET 0 vs. NE 1	46,826
7	07/19/2008	NY 2 vs. LA 2	46,754
8	03/27/2002	MET 0 vs. CLB 1	45,511
9	05/29/1999	MET 3 vs. NE 3	43,192
10	08/04/2001	MET 2 vs. MIA 1	41,794

LARGEST HOME ATTENDANCE AT RED BULL ARENA

	DATE	TEAMS & SCORE	ATTENDANCE
1	10/04/2011	NY 2 vs. LA 0	25,186 (Sellout)
2	08/13/2011	NY 2 vs. CHI 2	25,177 (Sellout)
3	10/20/2011	NY 1 vs. PHI 0	25,044 (Sellout)
4	09/24/2011	NY 2 vs. POR 0	25,008 (Sellout)
5	08/14/2010	NY 0 vs. LA 1	25,000 (Sellout)
6	03/20/2010	NY 3 vs. SFC 1	25,000* (Sellout)
7	08/02/2010	NY 1 vs. KC 0	24,799
8	03/27/2010	NY 1 vs. CHI 0	24,542
9	07/25/2010	NY 2 vs. MCFE 1	23,288**
10	11/03/2011	NY 0 vs. LA 1	22,663 (Playoffs)

* Exhibition Match

** Barclays New York Challenge

**NEW YORK RED BULLS
POSTSEASON RESULTS**

NEW YORK RED BULLS ALL-TIME POSTSEASON RESULTS

DATE	OPPONENT	RESULT	ATT.	W-L-T	RD. NOTES:
09/24/1996	D.C. United	W 3-2	14,416	1-0-0	QTR MET: De Avila (38) Savarese (75); DC: Diaz Arce (24) Moreno (56)
09/27/1996	at D.C. United	L 0-1	21,442	1-1-0	QTR DC: Etcheverry (72)
10/02/1996	at D.C. United	L 1-2	20,423	1-2-0	QTR MET: De Avila (86); DC: Rammel (67) Diaz Arce (89)
DATE	OPPONENT	RESULT	ATT.	W-L-T	RD. NOTES:
09/30/1998	at Columbus	L 3-5	10,996	0-1-0	QTR MET: Hurtado (53) Sorber (60) Joseph (80); CLB: McBride (9,12) Smith (33) Farrell (38) John (58)
10/03/1998	Columbus	L 1-2	11,686	0-2-0	QTR MET: Ramos (13); CLB: John (22)
DATE	OPPONENT	RESULT	ATT.	W-L-T	RD. NOTES:
09/15/2000	Dallas	W 2-1 (OT)	14,868	1-0-0	QTR MET: Mathis (34) Valencia (100); DAL: Rhine (67)
09/20/2000	at Dallas	W 2-1	7,555	2-0-0	QTR MET: Mathis (53,81); DAL: J. Rodriguez (82)
09/26/2000	at Chicago	L 0-3	7,141	2-1-0	SEM CHI: Stoitchkov (21) Kovalenko (35) Razov (84)
09/30/2000	Chicago	W 2-0	15,476	3-1-0	SEM MET: Chung (40) Valencia (84)
10/06/2000	at Chicago	L 2-3	10,133	3-2-0	SEM MET: Valencia (32,36); CHI: Brown (3) Stoitchkov (31) Razov (88)
DATE	OPPONENT	RESULT	ATT.	W-L-T	RD. NOTES:
09/23/2001	at Los Angeles	T 1-1 (OT)	11,580	0-0-1	QTR MET: Faria (29); LA: Caligiuri (63)
09/26/2001	Los Angeles	W 4-1	12,817	1-0-1	QTR MET: Faria (72,80) Chung (75) Valencia (83); LA: Victorine (4)
09/29/2001	at Los Angeles	L 2-4 (ST)	6,154	1-1-1	QTR MET: Villegas (49,61); LA: Victorine (21,33) Frye (56) Cienfuegos (98)
DATE	OPPONENT	RESULT	ATT.	W-L-T	RD. NOTES:
11/01/2003	New England	L 0-2	10,211	0-1-0	QTR NE: Fabbro (17) Noonan (65)
11/09/2003	at New England	T 1-1	14,823	0-1-1	QTR MET: Guevara (45); NE: Noonan (21)
DATE	OPPONENT	RESULT	ATT.	W-L-T	RD. NOTES:
10/23/2004	D.C. United	L 0-2	11,161	0-1-0	QTR DC: Stewart (67) Eskandarian (88)
10/30/2004	at D.C. United	L 0-2	15,763	0-2-0	QTR DC: Moreno (85) Namoff (89)
DATE	OPPONENT	RESULT	ATT.	W-L-T	RD. NOTES:
10/22/2005	New England	W 1-0	10,003	1-0-0	QTR MET: Guevara (34)
10/29/2005	at New England	L 1-3	9,581	1-1-0	QTR MET: Djorkaeff (59); NE: Cancela (68) Noonan (73) Smith (83)
DATE	OPPONENT	RESULT	ATT.	W-L-T	RD. NOTES:
10/21/2006	D.C. United	L 0-1	8,630	0-1-0	QTR DC: Gomez (77)
10/29/2006	at D.C. United	T 1-1	21,455	0-1-1	QTR NY: Altidore (70); DC: Gomez (86)
DATE	OPPONENT	RESULT	ATT.	W-L-T	RD. NOTES:
10/27/2007	New England	T 0-0	14,165	0-0-1	QTR
11/03/2007	at New England	L 0-1	10,116	0-1-1	QTR NE: Twellman (64)

DATE	OPPONENT	RESULT		ATT.	W-L-T	RD. NOTES:
11/01/2008	Houston	T	1-1	11,578	0-0-1	QTR NY: Angel (48); HOU: Kamara (85)
11/09/2008	at Houston	W	3-0	30,053	1-0-1	QTR NY: Richards (25) Angel (36) Wolyniec (81)
11/15/2008	at Real Salt Lake	W	1-0	20,008	2-0-1	SEM NY: van den Bergh (28)
11/23/2008	at Columbus	L	1-3	27,000	2-1-1	FIN NY: Wolyniec (51); CLB: Moreno (31) Marshall (53) Hejduk (82)
DATE	OPPONENT	RESULT		ATT.	W-L-T	RD. NOTES:
10/30/2010	at San Jose	W	1-0	10,525	1-0-0	QTR NY: Lindpere (55)
11/04/2010	San Jose	L	1-3	22,839	1-1-0	QTR NY: Angel (78); SJ: Convey (6,76) Wondolowski (81)
DATE	OPPONENT	RESULT		ATT.	W-L-T	RD. NOTES:
10/26/2011	at FC Dallas	W	2-0	10,017	1-0-0	WC NY: Lindpere (61) Henry (90)
10/30/2011	Los Angeles	L	0-1	22,663	1-1-0	QTR LA: Magee (15)
11/03/2011	at Los Angeles	L	1-2	27,000	1-2-0	QTR NY: Rodgers (4); LA: Magee (42) Donovan (75)

NEW YORK VS. PLAYOFF TEAMS

OPPONENT	G	W	L	T	GF	GA	YEAR(S)
Chicago Fire	3	1	2	0	4	6	2000
Columbus Crew	3	0	3	0	5	9	1998, 2008
FC Dallas/Dallas Burn	3	3	0	0	6	2	2000, 2011
D.C. United	7	1	5	1	4	11	1996, 2004, 2006
Houston Dynamo	2	1	0	1	4	1	2008
Los Angeles Galaxy	5	1	3	1	8	9	2001, 2011
New England Revolution	6	1	3	2	3	7	2003, 2005, 2007
Real Salt Lake	1	1	0	0	1	0	2008
San Jose Earthquakes	2	1	1	0	2	3	2010
TOTALS	32	10	17	5	37	48	

YEAR-BY-YEAR PLAYOFF RECORD

OVERALL:	8-14-5
1996	1-2-0
1997	DNQ
1998	0-2-0
1999	DNQ
2000	3-2-0
2001	1-1-1
2002	DNQ
2003	0-1-1
2004	0-2-0
2005	1-1-0
2006	0-1-1
2007	0-1-1
2008	2-1-1
2009	DNQ
2010	1-1-0
2011	1-2-0
TOTALS	10-17-5

NEW YORK HOME VS. PLAYOFF TEAMS

OPPONENT	G	W	L	T	GF	GA	SITE
Chicago Fire	1	1	0	0	2	0	Giants Stadium
Columbus Crew	1	0	1	0	1	1	Giants Stadium
FC Dallas/Dallas Burn	1	1	0	0	2	1	Giants Stadium
D.C. United	3	1	2	0	2	5	Giants Stadium
Houston Dynamo	1	0	0	1	1	1	Giants Stadium
Los Angeles Galaxy	2	1	1	0	4	2	Giants Stadium, Red Bull Arena
New England Revolution	3	1	1	1	1	2	Giants Stadium
San Jose Earthquakes	1	0	1	0	1	3	Red Bull Arena
TOTALS	13	5	6	2	14	15	

NEW YORK AWAY VS. PLAYOFF TEAMS

OPPONENT	G	W	L	T	GF	GA	SITE
Chicago Fire	2	0	2	0	2	6	Soldier Field
Columbus Crew	1	0	1	0	3	5	Ohio Stadium
FC Dallas/Dallas Burn	2	2	0	0	4	1	Cotton Bowl, Pizza Hut Park
D.C. United	4	0	3	1	2	6	RFK Stadium
Houston Dynamo	1	1	0	0	3	0	Robertson Stadium
Los Angeles Galaxy	3	0	2	1	4	7	Rose Bowl, The Home Depot Center
New England Revolution	3	0	2	1	2	5	Gillette Stadium
Real Salt Lake	1	1	0	0	1	0	Rio Tinto Stadium
San Jose Earthquakes	1	1	0	0	1	0	Buck Shaw Stadium
TOTALS	18	5	10	3	22	30	

NEW YORK AT NEUTRAL SITES VS. PLAYOFF TEAMS

OPPONENT	G	W	L	T	GF	GA	SITE
Columbus Crew	1	0	1	0	1	3	The Home Depot Center
TOTALS	1	0	1	0	1	3	

NEW YORK RED BULLS
ALL-TIME POSTSEASON
STATISTICS

NEW YORK RED BULLS ALL-TIME POSTSEASON STATISTICS (10-17-5, 33 PTS.)

UNF	POS	PLAYER	GP	GS	MIN	G	A	SHT	SOG	FC	FS	OFF	CK	C	E
14	F	Adolfo Valencia	8	8	714	5	4	16	9	16	9	20	0	3	0
13	M	Clint Mathis	9	7	708	3	2	23	15	15	16	1	2	3	0
22	F	Rodrigo Faria	3	3	274	3	1	10	5	5	4	2	0	0	0
9	F	Juan Pablo Angel	8	8	694	3	0	23	10	14	7	7	0	1	0
7	M	Mark Chung	8	8	748	2	2	18	9	8	21	0	9	0	0
11	M	Petter Villegas	8	8	712	2	2	11	4	10	20	1	13	2	0
11	F	Antony De Avila	3	3	270	2	1	6	4	0	1	2	0	0	0
20	M	Amado Guevara	8	8	720	2	1	21	11	23	17	0	17	4	0
15	F	John Wolyniec	10	8	701	2	1	19	7	12	6	4	0	0	0
20	M	Joel Lindpere	5	5	446	2	0	13	6	7	7	1	12	0	0
19	M	Dane Richards	11	11	976	1	3	15	3	15	20	5	0	1	0
19	F	Miles Joseph	5	4	391	1	2	1	1	12	4	2	0	2	0
10	M	Mike Sorber	2	2	180	1	2	4	1	9	5	0	0	0	0
10	M	Youri Djorkaeff	3	3	270	1	1	9	3	8	7	2	1	1	0
14	F	Thierry Henry	4	3	276	1	1	13	4	8	4	3	0	2	0
17	F	Jozy Altidore	4	4	360	1	0	4	1	12	15	2	0	0	0
29	F	Eduardo Hurtado	2	2	180	1	0	6	1	4	7	1	0	0	0
9	M	Tab Ramos	9	8	746	1	0	11	6	16	19	3	15	1	0
9	F	Luke Rodgers	2	2	170	1	0	6	3	2	4	1	0	1	0
17	F	Giovanni Savarese	5	1	175	1	0	4	2	1	1	2	1	0	0
11	F	Dave van den Bergh	6	6	525	1	0	4	2	5	5	0	13	1	0
9	M	Alex Comas	5	2	194	0	2	7	3	13	3	0	0	1	0
7	M	Roberto Donadoni	3	3	270	0	2	8	4	0	4	0	5	0	0
26	M	Daniel Hernandez	3	3	288	0	2	5	2	5	4	0	5	1	0
12	D	Mike Petke	9	9	785	0	2	7	2	13	9	0	0	3	0
17	F	Juan Agudelo	3	2	200	0	1	5	2	3	3	1	0	0	0
10	M	Mehdi Ballouchy	5	2	223	0	1	7	3	3	2	1	1	1	0
9	F	Sergio Galvan Rey	4	2	250	0	1	6	5	3	1	7	0	0	0
9	M	Gilmar	2	1	73	0	1	0	0	3	1	1	0	0	1
24	M	Roy Myers	5	4	364	0	1	1	1	8	11	0	2	2	0
6	M	Ross Paule	3	2	186	0	1	0	0	2	5	0	2	0	0
8	F	Sinisa Ubiparipovic	6	4	315	0	1	5	2	4	6	0	6	0	0
12	D	Jeff Agoos	2	2	180	0	0	0	0	1	3	0	3	0	0
3	D	Chris Albright	2	2	174	0	0	0	0	3	2	0	0	0	0
17	M	Pedro Alvarez	2	0	35	0	0	0	0	0	0	0	0	0	0
1	G	Mike Ammann	2	2	180	0	0	0	0	0	0	0	0	0	0

UNF	POS	PLAYER	GP	GS	MIN	G	A	SHT	SOG	FC	FS	OFF	CK	C	E
27	M	Stephane Auvray	1	0	74	0	0	1	0	1	0	0	0	0	0
4	D	Edgar Bartolomeu	1	0	19	0	0	2	1	1	1	0	0	0	0
27	D	Andrew Boyens	2	2	180	0	0	0	0	3	6	0	0	0	0
16	M	Michael Bradley	2	2	180	0	0	1	1	4	1	0	0	0	0
11	D	Pablo Brenes	2	2	170	0	0	3	2	1	1	1	4	0	0
51	D	Nicola Caricola	2	2	164	0	0	0	0	4	2	0	0	2	0
1	G	Danny Cepero	4	4	360	0	0	0	0	0	0	0	0	0	0
2	M	Ricardo Clark	4	4	360	0	0	6	3	10	13	0	0	2	0
18	G	Jon Conway	4	4	360	0	0	0	0	0	0	0	0	0	0
16	M	Ramiro Corrales	1	0	14	0	0	0	0	1	1	0	0	0	0
18	G	Bouna Coundoul	2	2	180	0	0	0	0	0	1	0	0	1	0
16	D	Cristian da Silva	2	1	110	0	0	1	0	0	0	0	0	0	0
17	M	Joey DiGiamarino	1	1	71	0	0	2	0	2	0	0	0	1	0
30	F	Francis Doe	1	1	68	0	0	3	2	0	0	1	0	0	0
4	D	Thomas Dooley	2	1	77	0	0	0	0	2	0	0	0	0	0
8	D	Mike Duhaney	2	2	180	0	0	3	0	1	1	0	0	0	0
16	D	Todd Dunivant	2	2	180	0	0	1	0	3	1	0	0	0	0
25	M	Gilberto Flores	1	1	30	0	0	0	0	2	3	0	0	1	0
3	D	Hunter Freeman	2	2	180	0	0	2	1	0	2	0	6	0	0
24	M	Eddie Gaven	6	5	495	0	0	8	4	6	14	0	1	0	0
12	D	Ted Gillen	1	1	33	0	0	0	0	0	0	0	0	0	0
13	F	Cornell Glen	2	1	125	0	0	4	3	4	7	2	0	0	0
2	D	Kevin Goldthwaite	4	4	360	0	0	2	0	4	1	0	1	2	0
30	G	Paul Grafer	3	3	280	0	0	0	0	0	0	0	0	0	0
26	D	Taylor Graham	2	0	2	0	0	0	0	0	0	0	0	0	0
17	M	Jeremy Hall	2	0	7	0	0	0	0	0	0	0	0	0	0
15	D	Rhett Hart	3	3	183	0	0	0	0	4	2	0	0	0	0
19	M	Chris Henderson	2	0	49	0	0	0	0	0	0	0	1	0	0
21	D	Jason Hernandez	2	2	180	0	0	0	0	3	0	0	0	0	0
1	G	Tim Howard	3	3	288	0	0	0	0	0	0	0	0	0	0
29	F	Salou Ibrahim	1	0	6	0	0	1	1	0	0	0	0	0	0
29	D	Diego Jimenez	4	4	360	0	0	0	0	3	1	0	0	0	0
23	F	Rob Johnson	3	0	100	0	0	2	0	2	1	0	0	0	0
5	D	Steve Jolley	10	10	928	0	0	3	0	13	12	1	0	2	0
10	F	Andrzej Juskowiak	1	1	60	0	0	0	0	0	4	2	0	0	0
10	F	Macoumba Kandji	2	0	14	0	0	0	0	0	2	0	0	0	0
22	D	Stephen Keel	3	3	270	0	0	1	1	1	1	0	0	0	0

UNF	POS	PLAYER	GP	GS	MIN	G	A	SHT	SOG	FC	FS	OFF	CK	C	E
20	M	Brian Kelly	1	1	45	0	0	1	1	0	0	0	0	0	0
3	D	Matt Knowles	3	1	178	0	0	1	1	1	1	0	0	0	0
21	F	Dema Kovalenko	4	4	359	0	0	3	0	4	5	0	0	0	0
22	D	Alexi Lalas	2	2	180	0	0	1	0	4	1	0	0	1	0
11	M	Jacob LeBlanc	1	0	13	0	0	0	0	0	0	0	0	0	0
33	D	Chris Leitch	9	8	719	0	0	2	1	11	12	0	0	2	0
8	M	Mark Lisi	6	3	352	0	0	0	0	8	4	0	5	1	0
7	F	Mike Magee	3	1	89	0	0	4	1	3	3	2	2	0	0
4	M	Rafael Márquez	4	4	360	0	0	12	3	5	11	0	11	0	1
10	D	Lothar Matthaus	5	5	460	0	0	3	2	3	3	0	0	0	0
11	M	Dax McCarty	2	2	123	0	0	0	0	1	1	0	0	0	0
44	D	Carlos Mendes	11	9	804	0	0	2	0	13	5	0	0	1	0
1	G	Tony Meola	7	7	630	0	0	0	0	0	1	0	0	1	0
7	D	Roy Miller	5	5	450	0	0	4	0	6	0	0	0	1	0
25	F	Mike Nugent	1	0	34	0	0	2	0	1	0	0	1	0	0
5	D	Arley Palacios	2	2	180	0	0	1	0	4	3	0	0	1	0
12	D	Jeff Parke	6	6	540	0	0	3	2	2	4	0	0	1	0
30	D	Orlando Perez	3	3	288	0	0	0	0	5	4	0	0	2	0
23	M	Juan Pietravallo	2	0	20	0	0	1	0	1	0	0	0	0	0
23	D	Eddie Pope	4	4	360	0	0	3	0	3	4	0	0	1	0
99	F	Ante Razov	1	0	5	0	0	0	0	0	0	0	0	0	0
5	D	Tim Ream	5	5	450	0	0	1	1	5	3	0	0	1	0
19	D	Tim Regan	1	1	75	0	0	0	0	3	1	0	0	0	0
10	M	Claudio Reyna	2	2	112	0	0	0	0	3	1	0	3	0	0
33	M	Carl Robinson	1	0	1	0	0	0	0	0	1	0	0	0	0
13	M	Jorge Rojas	2	0	79	0	0	1	0	1	0	0	0	1	0
13	M	Jim Rooney	1	1	45	0	0	0	0	0	0	0	0	0	0
1	G	Frank Rost	3	3	270	0	0	0	0	0	1	0	0	0	0
32	M	Luke Sassano	4	4	341	0	0	1	0	3	5	0	0	1	0
32	M	Markus Schopp	2	2	131	0	0	3	2	3	2	0	0	0	0
3	D	Mark Semoli	3	0	71	0	0	0	0	5	2	0	0	0	0
6	D	Steve Shak	2	0	6	0	0	0	0	0	1	0	0	0	0
6	M	Damian Silvera	2	1	149	0	0	0	0	0	3	0	1	0	0
8	M	Jan Gunnar Solli	2	2	169	0	0	1	0	3	0	0	0	1	1
4	D	Diego Sonora	2	2	146	0	0	1	1	3	1	0	0	0	0
6	D	Seth Stammer	6	6	540	0	0	7	0	12	9	0	0	2	0
2	M	Teemu Tainio	3	3	196	0	0	1	0	7	1	0	0	0	0

UNF	POS	PLAYER	GP	GS	MIN	G	A	SHT	SOG	FC	FS	OFF	CK	C	E
10	M	Joselito Vaca	1	0	15	0	0	0	0	0	1	0	0	0	0
9	M	Marcelo Vega	1	1	75	0	0	1	0	1	2	0	1	1	0
9	D	Peter Vermes	3	3	270	0	0	5	0	1	6	0	0	0	0
14	M	Joe Vide	1	1	77	0	0	0	0	1	2	0	0	1	0
1	G	Jonny Walker	4	4	360	0	0	0	0	0	0	0	0	1	0
24	M	Billy Walsh	10	6	611	0	0	5	2	16	5	0	0	2	0
16	M	Richie Williams	4	4	325	0	0	4	0	4	8	0	0	0	0
22	F	A.J. Wood	2	2	96	0	0	1	1	1	2	0	0	0	0
2	D	Marvell Wynne	2	2	179	0	0	1	0	2	3	0	0	0	0
2	D	Jeff Zaun	3	3	211	0	0	0	0	3	2	0	0	1	0
21	D	Craig Ziadie	2	2	103	0	0	0	0	1	3	0	0	0	0
TEAM TOTALS			32	32	2908	37	38	410	168	491	471	78	144	65	3
OPPONENT TOTALS			32	32	2908	48	58	415	186	484	481	103	162	61	6

NEW YORK RED BULLS ALL-TIME POSTSEASON INDIVIDUAL GOALKEEPING STATISTICS

UNF	POS	GOALKEEPER	GP	GS	MIN	SHTS	SV	GA	GAA	PG	PA	W	L	T	SO
18	G	Jon Conway	4	4	360	16	13	3	0.75	0	0	0	2	2	1
1	G	Danny Cepero	4	4	360	22	17	4	1.00	0	0	2	1	1	2
1	G	Frank Rost	3	3	270	15	12	3	1.00	1	1	1	2	0	1
1	G	Mike Ammann	2	2	180	13	7	3	1.50	0	0	1	1	0	1
18	G	Bouna Coundoul	2	2	180	10	7	3	1.50	0	0	1	1	0	1
30	G	Paul Grafer	3	3	280	14	8	5	1.61	1	2	2	1	0	0
1	G	Jonny Walker	4	4	360	21	14	7	1.75	0	0	0	3	1	0
1	G	Tim Howard	3	3	288	25	16	6	1.88	0	0	1	1	1	0
1	G	Tony Meola	7	7	630	50	34	14	2.00	1	1	2	5	0	1
TEAM TOTALS			32	32	2908	186	129	48	1.49	3	4	10	17	5	7
OPPONENT TOTALS			32	32	2908	168	121	37	1.15	3	3	17	10	5	9

NEW YORK RED BULLS
LAMAR HUNT U.S. OPEN CUP

Created in 1914, the Lamar Hunt U.S. Open Cup is the oldest soccer competition in the United States. The single-elimination tournament, which is similar to the prestigious English FA Cup, is open to all amateur and professional teams affiliated with the United States Soccer Federation (U.S.S.F).

The competition was re-named the Lamar Hunt U.S. Open Cup in 1999, in honor of the late Columbus Crew and FC Dallas owner-operator Lamar Hunt. New York began their participation in the Cup in 1997.

The U.S. Open Cup has taken the Red Bulls to play in various places such as Virginia, Tennessee, Louisiana, North Carolina and South Carolina.

1997

DATE	ROUND	OPPONENT	LOCATION	SCORE	SCORERS	ATTENDANCE
July 23	3rd	Richmond Kickers (A League)	University of Richmond (Richmond, VA)	NY 3, RICH 0	NY: Shaun Bartlett (66', 78'), Miles Joseph (80')	2,751
Aug. 26	Quarterfinals	Island Rough Riders (A-League)	SUNY-Stony Brook (Stony Brook, NY)	NY 1, NYI 0	NY: Rheet Harly (105')	1,250
Sept. 2	Semifinals	Dallas Burn (MLS)	Baker Field at Columbia University (New York, NY)	NY 1, DAL 2 Extra Time	NY: Branco (85'), DAL: Damian (16'), Jorge Flores (103')	1,201

1998

DATE	ROUND	OPPONENT	LOCATION	SCORE	SCORERS	ATTENDANCE
July 8	3rd	Hampton Roads Mariners (A-League)	Kean University - East Campus (Union, NJ)	NY 1, HAM 0	NY: Eduardo Hurtado (98')	462
July 22	Quarterfinals	Tampa Bay Mutiny (MLS)	Finley Stadium (Chattanooga, TN)	NY 4, TB 0	NY: Giovanni Savarese (33', 35'), Jim Rooney (75'), Mike Sorber (77')	3,757
Aug. 4	Semifinals	Columbus Crew (MLS)	New Orleans Zephyrs Field (New Orleans, LA)	NY 0, CLB 1	CLB: Ricardo Iribarren (5')	6,154

1999

DATE	ROUND	OPPONENT (LEAGUE)	LOCATION	SCORE	SCORERS	ATTENDANCE
July 13	3rd	Staten Island Vipers (A-League)	Rutgers University - Yurcak Field (New Brunswick, NJ)	NY 2, SI 3 ET	NY: Billy Walsh (69', 81') SI: Ernest Inneh (32'), Lee Tschantret (85'), Kevin Wilson (95')	1,077

2000

DATE	ROUND	OPPONENT	LOCATION	SCORE	SCORERS	ATTENDANCE
June 14	2nd	Wilmington Hammerheads (D3)	Legion Sports Complex (Wilmington, North Carolina)	NY 2, WIL 1	NY: Mark Chung (39'), Clint Mathis (43') WIL: Willie Files (67')	5,426
July 25	3rd	Tampa Bay Mutiny (MLS)	Mitchel Athletic Complex (Uniondale, NY)	NY 3, TB 0	NY: Mark Chung (23'), Alex Comas (29'), Clint Mathis (51')	5,183
Aug. 9	Quarterfinals	Columbus Crew (MLS)	Columbus Crew Stadium (Columbus, OH)	NY 0, CLB 0 (NY Advances on PKs 7-6)	PKs: CLB: Warzycha (G), McBride (G), Perez (G), Joseph (G), Farrell (SV), Aguilera (G), Yeagley (G), Lapper (WR). NY: Valencia (G), Walsh (G), Chung (G), Jolley (G), Ramos (SV), Corrales (G), Shak (G), Petke (G)	4,177
Sept. 12	Semifinals	Miami Fusion (MLS)	Mitchel Athletic Complex (Uniondale, NY)	NY 2, MIA 3	NY: Billy Walsh (39'), Adolfo Valencia (84') MIA: Andy Williams (11'), Welton (61'), Diego Serna (63')	3,109

2001

DATE	ROUND	OPPONENT	LOCATION	SCORE	SCORERS	ATTENDANCE
June 26	2nd	Charleston Battery (A-League)	Blackbaud Stadium (Charleston, SC)	NY 1, CHAR 4	NY: Daniel Hernandez (90') CHAR: Gilbert Jean-Baptiste (47'), Paul Conway (70'), Brian Piesner (77'), Mac Cozier (79')	4,097

2002

DATE	ROUND	OPPONENT	LOCATION	SCORE	SCORERS	ATTENDANCE
July 16	3rd	Hampton Roads Mariners (A-League)	Virginia Beach Sportplex (Virginia Beach, VA)	NY 1, HAM 0	NY: Rodrigo Faria (76')	828
Aug. 7	Quarterfinals	Columbus Crew (MLS)	Mitchel Athletic Complex (Uniondale, NY)	NY 1, CLB 2	NY: Rodrigo Faria (49' PK) CLB: Brian McBride (34'), Kyle Martino (46')	8,314

2003

DATE	ROUND	OPPONENT	LOCATION	SCORE	SCORERS	ATTENDANCE
July 16	3rd	Mid Michigan Bucks (PDL)	Hurley Stadium (Saginaw, Michigan)	NY 4, MICH 0	NY: Amado Guevara (5'), John Wolyniec (83'), Mike Nugent (87'), Jose Galvan (88')	4,010
Aug. 6	4th	Columbus Crew (MLS)	Columbus Crew Stadium (Columbus, OH)	NY 4, CLB 3	CLB: Edson Buddle (10', 11'), Brian Maisonneuve (43') NY: Brian Maisonneuve (24' - OG), Steve Jolley (54'), Eddie Pope (77', 86')	5,590
Aug. 27	Quarterfinals	New England Revolution (MLS)	Rutgers University - Yurcak Field (New Brunswick, NJ)	NY 2, NE 1	NY: Clint Mathis (29'), Amado Guevara (116'+) NE: Jay Heaps (47'+)	3,853
Oct. 1	Semifinals	D.C. United (MLS)	Rutgers University - Yurcak Field (New Brunswick, NJ)	NY 3, DC 2	NY: Amado Guevara (20', 43'), John Wolyniec (88') DC: Galin Ivanov (18'), Ronald Cerritos (76')	3,791
Oct. 15	Final	Chicago Fire (MLS)	Giants Stadium (East Rutherford, NJ)	NY 0, CHI 1	CHI: Damani Ralph (68')	5,183

2004

DATE	ROUND	OPPONENT	LOCATION	SCORE	SCORERS	ATTENDANCE
July 20	4th	Charleston Battery (A-League)	Blackbaud Stadium (Charleston, SC)	NY 0, CHAR 1	CHAR: Steve Klein (48')	2,200

2005

DATE	ROUND	OPPONENT	LOCATION	SCORE	SCORERS	ATTENDANCE
Aug. 3	4th	Rochester Raging Rhinos (A-League)	Frontier Field (Rochester, NY)	NY 1, RRR 3	RRR: Scott Palguta (20'), Mauro Carabjal (30'), Rene Rivas (58'-PK) NY: Sergio Galvan Rey (85')	10,547

2006

DATE	ROUND	OPPONENT	LOCATION	SCORE	SCORERS	ATTENDANCE
Aug. 2	4th	Wilmington Hammerheads (USL-2)	Legion Sports Complex (Wilmington, NC)	NY 2, WIL 1	NY: Seth Stammer (4'), Jordan Cila (86') WIL: Ryan Miller (85')	4,263
Aug. 23	Quarterfinals	D.C. United (MLS)	RFK Stadium (Washington D.C.)	NY 1, DC 3	NY: Amado Guevara (41') DC: Joshua Gros (37'), Jamil Walker (61', 84')	8,637

2007

DATE	ROUND	OPPONENT	LOCATION	SCORE	SCORERS	ATTENDANCE
May 8	Play-In Match	Los Angeles Galaxy (MLS)	The Home Depot Center (Carson, CA)	NY 1, LA 3 OT	LA: Landon Donovan (93'-PK), Kyle Martino (103'), Santino Quaranta (120') NY: Juan Pablo Angel (109')	10,774

2008

DATE	ROUND	OPPONENT	LOCATION	SCORE	SCORERS	ATTENDANCE
July 1	3rd	Crystal Palace Baltimore (USL-2)	Lawrence E. Knight Stadium (Annapolis, MD)	NY 0, BAL 2	BAL: Andrew Marshall (18'), Gary Brooks (75')	1,654

2009

DATE	ROUND	OPPONENT	LOCATION	SCORE	SCORERS	ATTENDANCE
April 29	Play-In Match	San Jose Earthquakes (MLS)	Buck Shaw Stadium (Santa Clara, CA)	NY 2, SJ 1	NY: Mike Petke (2'), John Wolyniec (80') SJ: Pablo Campos (71')	4,011
May 20	Play-In Match	D.C. United (MLS)	RFK Stadium (Washington D.C.)	NY 3, DC 5	DC: Chris Pontius (8', 52'), Thabiso Khumalo (18'), Brandon Barklage (21'), Fred (26') NY: Dane Richards (44'), Jorge Rojas (48', 61')	5,056

2010

DATE	ROUND	OPPONENT	LOCATION	SCORE	SCORERS	ATTENDANCE
April 27	Play-In Match	Philadelphia Union (MLS)	Red Bull Arena (Harrison, NJ)	NY 2, PHI 1	NY: Conor Chinn (16', 41') PHI: Sebastien LeToux (68')	3,015
May 12	Play-In Match	New England Revolution (MLS)	Red Bull Arena (Harrison, NJ)	NY 3, NE 0	NY: John Wolyniec (36', 64'), Sinisa Ubiparipovic (62')	1,935
May 26	Play-In Match	Colorado Rapids (MLS)	Red Bull Arena (Harrison, NJ)	NY 3, COL 0	NY: John Wolyniec (11', 42'), Conor Chinn (56')	2,637
June 29	3rd	Harrisburg City Islanders (USL-2)	Skyline Sports Complex (Harrisburg, PA)	NY 0, HAR 1 OT	HAR: Dominic Oppong (117')	1,868

2011

DATE	ROUND	OPPONENT	LOCATION	SCORE	SCORERS	ATTENDANCE
June 28	3rd	FC New York (NASL)	Red Bull Arena (Harrison, NJ)	NY 2, FCNY 1	NY: Corey Hertzog (58'), John Rooney (65') FCNY: Owen Morrison (56')	2,074
July 12	Quarterfinals	Chicago Fire (MLS)	Toyota Park (Bridgeview, IL)	NY 0, CHI 4	CHI: Dominic Oduro (7'), Yamith Cuesta (48'), Orr Barouch (51', 69')	N/A

NEW YORK RED BULLS INTERNATIONAL RESULTS

DATE	SITE	OPPONENT	RESULT	DATE	SITE	OPPONENT	RESULT
05/24/1996	Giants Stadium	AC Fiorentina (Italy)	4-0 L	03/19/2003	La Bombonera, Argentina	Boca Juniors (Argentina)	1-0 W
06/05/1996	Giants Stadium	Sporting Lisbon (Portugal)	1-1 T	03/25/2003	Estadio Tomas Adolfo Duco, Argentina	CA Huracán (Argentina)	2-0 W
02/13/1997	Italy Preseason Tour	AC Arezzo (Italy)	3-1 L	03/27/2003	La Bombonera, Argentina	Boca Juniors (Argentina)	2-1 L
02/20/1997	Italy Preseason Tour	Genoa (Italy)	2-1 L	09/09/2003	Giants Stadium	China	2-1 W
02/27/1997	Italy Preseason Tour	AC Venezia (Italy)	0-0 T	02/25/2004	La Manga, Murcia, Spain ³	Viking FK (Norway)	1-0 L
03/05/1997	Italy Preseason Tour	AC Reggiana (Italy)	2-1 L	02/29/2004	La Manga, Murcia, Spain ³	FK Bodø/Glimt (Norway)	3-1 W
05/14/1997	Giants Stadium	Columbia	2-0 L	03/01/2004	La Manga, Murcia, Spain ⁴	FC Dynamo Kyiv (Ukraine)	3-2 W
06/07/1997	Giants Stadium	UC Sampdoria (Italy)	1-0 W	03/03/2004	La Manga, Murcia, Spain	Real Murcia CF (Spain)	0-0 T
06/25/1997	Giants Stadium	Alianza Lima (Peru)	1-1 T	03/05/2005	La Manga, Murcia, Spain ⁵	Viking FK (Norway)	1-0 W
07/16/1997	Giants Stadium	Galatasaray (Turkey)	3-1 L	03/15/2005	Trinidad and Tobago	Jabloteh (Trinidad)	3-2 W
03/05/1998	Italy Preseason Tour	AC Milan (Italy)	3-1 L	03/18/2005	Trinidad and Tobago	W Connection (Trinidad)	1-0 W
06/09/1998	Giants Stadium	SL Benfica (Portugal)	3-1 L	05/26/2004	Elizabeth, NJ	Boavista FC (Portugal)	3-1 W
03/04/1999	Italy Preseason Tour	Empoli B (Italy)	2-1 L	03/01/2005	Guayaquil, Ecuador	EMELEC (Ecuador)	2-0 W
03/07/1999	Italy Preseason Tour	Alania (Russia)	2-1 L	03/03/2005	Quevedo, Ecuador	Deportivo Quevedo	3-3 T
03/09/1999	Italy Preseason Tour	Empoli B (Italy)	1-0 L	03/08/2005	Guayaquil, Ecuador	Barcelona SC (Ecuador)	1-1 T
03/11/1999	Italy Preseason Tour	Varese (Italy)	2-1 W	05/27/2006	Giants Stadium	Bayern Munich (Germany)	4-2 W
02/27/2000	Portugal Preseason Tour	CSKA Moscow (Russia)	1-1 T	08/12/2006	Giants Stadium	FC Barcelona (Spain)	4-1 L
03/01/2000	Portugal Preseason Tour	SK Jetten (Norway)	0-0 T	08/06/2008	Giants Stadium	FC Barcelona (Spain)	5-2 L
10/25/2000	Austria/Germany Preseason Tour	FC Salzburg (Austria)	2-0 W	07/30/2009	Manny Ramjohn Stadium, Trinidad ⁶	W Connection (Trinidad & Tobago)	2-2 T
10/28/2000	Austria/Germany Preseason Tour	1860 Munich Reserves (Germany)	3-0 W	08/05/2009	Giants Stadium ⁶	W Connection (Trinidad & Tobago)	2-1 L
10/31/2000	Austria/Germany Preseason Tour	FC Cologne (Germany)	2-1 L	03/20/2010	Red Bull Arena	Santos FC (Brazil)	3-1 W
02/14/2001	Portugal Preseason Tour	FC Falke (Germany)	3-2 W	05/23/2010	Red Bull Arena	Juventus FC (Italy)	3-1 W
02/17/2001	Portugal Preseason Tour	Fylkir (Iceland)	2-0 W	06/18/2010	Red Bull Arena	Cruzeiro (Brazil)	4-2 L
02/21/2001	Portugal Preseason Tour	Amika Wronki (Poland)	3-0 W	07/22/2010	Red Bull Arena	Tottenham Hotspur (England)	2-1 L
02/23/2001	Portugal Preseason Tour	Taejon FC (South Korea)	1-1 T	07/25/2010	Red Bull Arena	Manchester City (England)	2-1 W
02/27/2001	Portugal Preseason Tour	SL Benfica (Portugal)	2-0 W				0-0 W (NY wins 5-4 on PKs)
03/31/2001	Mitchel Athletic Complex ¹	Latin American Select	6-1 W	02/09/2011	Cancun, Mexico	Atlante FC (Mexico)	
05/26/2001	Giants Stadium	Bayern Munich (Germany)	2-0 W	02/12/2011	Riviera Maya, Mexico	Atlante FC (Mexico)	3-1 W
07/07/2001	Mitchel Athletic Complex	CD FAS (El Salvador)	2-1 W	02/15/2011	Guadalajara, Mexico	Chivas de Guadalajara (Mexico)	3-2 L
08/08/2001	Giants Stadium ²	Deportivo Italchacao (Venezuela)	2-0 W	03/08/2011	Glendale, AZ	Atlas (Mexico)	1-1 T
08/30/2001	Bogota, Columbia ²	Millonarios (Colombia)	2-1 L	07/30/2011	London, England ⁷	Paris Saint-Germain (France)	1-0 W
10/17/2001	Giants Stadium ²	Chivas (Mexico) (FORFEIT)	2-0 W	07/31/2011	London, England ⁷	Arsenal FC (England)	1-1 T
10/24/2001	Caracas, Venezuela ²	Deportivo Italchacao (Venezuela)	2-1 L				
10/31/2001	Giants Stadium ²	Millonarios (Columbia)	1-0 L				
11/21/2001	Guadalajara, Mexico ²	Chivas (Mexico) (FORFEIT)	2-0 W				
02/24/2002	Italy Preseason Tour ²	FC Rot-Weiss 64 (Switzerland)	7-0 W				
02/27/2002	Italy Preseason Tour ²	Perugia B (Italy)	2-1 W				
03/02/2002	Italy Preseason Tour	FC Deportivo La Chaux-de-Fonds (Switzerland)	5-1 W				
05/16/2002	Giants Stadium	AC Milan (Italy)	1-1 T				
06/19/2002	Giants Stadium	Boca Juniors (Argentina)	3-2 W				
08/14/2002	Giants Stadium	Chivas (Mexico)	3-1 L				

ALL-TIME RECORD: 42-26-15

- ¹ Charity Match, El Salvador Relief Efforts
- ² Copa Merconorte
- ³ La Manga Cup (Group A)
- ⁴ La Manga Cup Semifinals
- ⁵ La Manga Cup Final
- ⁶ CONCACAF Champions League
- ⁷ Emirates Cup

NEW YORK RED BULLS DRAFT HISTORY

1996 MLS DRAFT – FEBURARY 6-7, 1996

RD./OVERALL	PLAYER	POS.	HT.	WT	DOB	HOMETOWN	COLLEGE/LAST CLUB
1/9	Matt Knowles	D	6-1	190	10/07/1970	Philadelphia, PA	Milwaukee (NPSL)
2/19	Troy Dayak	D	5-11	175	01/21/1971	Livermore, CA	San Francisco
3/29	Peter Vermes	F	6-1	175	01/21/1966	Delran, NJ	Rutgers
4/39	Jeff Zaun	D	6-0	165	04/02/1971	Medford, NJ	Rutgers
5/49	A.J. Wood	F	6-2	190	08/17/1973	Rockville, MD	Virginia
6/59	Ted Gillen	M	5-10	160	08/16/1968	State College, PA	Richmond (USISL)
7/69	Zach Thornton	GK	6-3	210	10/10/1973	Edgewood, MD	Loyola, MD
8/79	Eddie Soto	F	5-9	155	06/14/1972	Cerritos, CA	Cal-State Fullerton
9/89	Giovanni Savarese	F	6-0	180	07/14/1971	Caracas, Venezuela	Long Island
10/99	Pat O'Kelly	D	5-7	160	07/31/1967	South Orange, NJ	Seton Hall
11/109	Mickey Kydes	M	6-0	180	07/25/1964	Norwalk, CT	Long Island
12/119	Khary Stockton	F	5-10	180	09/15/1971	Alexandria, VA	William & Mary
13/129	Andrew Restrepo	D	6-2	175	10/08/1970	Bridgeport, CT	Florida Southern
14/139	Nidal Baba	M	5-11	190	08/16/1972	Houston, TX	Clemson
15/149	Jorge Acosta	F	5-7	140	05/29/1964	Prospect Park, NJ	New York Fever
16/159	Walter Bustamante	M	5-7	165	01/27/1969	Fair Lawn, NJ	Long Island

1996 MLS COLLEGE DRAFT – MARCH 4, 1996

RD./OVERALL	PLAYER	POS.	HT.	WT	DOB	HOMETOWN	COLLEGE/LAST CLUB
2/11	Scott Lamphear	D				Livonia, MI	Wisconsin
2/12	Miles Joseph	M/F	5-9	163	05/02/1974	Clifton Park, NY	Clemson
3/22	Hamisi Amani-Dove	F	5-11	170	03/28/1974	Columbia, MD	Rutgers

1996 MLS SUPPLEMENTAL DRAFT – MARCH 4, 1996

RD./OVERALL	PLAYER	POS.	HT.	WT	DOB	HOMETOWN	COLLEGE/LAST CLUB
1/1	Nicola Caricola	D	6-0	160	02/13/1963	Bari, Italy	Genoa (Italy)
1/2	Edmundo Rodriguez	M/F	6-4	205	04/22/1970	Guadalajara, Mexico	Tampa Bay (NPSL)
2/11	Juninho	M	5-8	140	09/20/1973	Rio de Janeiro, Brazil	Barra de Tijuca (Brazil)
2/12	Ken Hesse	D	6-0	170	02/03/1972	Denver, CO	Cal St. Fullerton
3/21	Tulio	F	5-9	155	02/07/1976	Uberlandia, Brazil	XV de Novembro (Brazil)
3/22	Danny Barber	M	5-8	160	05/17/1971	Bellflower, CA	Las Vegas (CISL)

1997 MLS COLLEGE DRAFT – FEBURARY 2-3, 1997

RD./OVERALL	PLAYER	POS.	HT.	WT	DOB	HOMETOWN	COLLEGE/LAST CLUB
1/5	Brian Kelly	F	5-7	140	10/06/1974	Shavertown, PA	Duke
2/15	Will Kohler	M	5-7	140	03/13/1975	Bala Cynwyd, PA	Harvard
3/15	Andrew Lewis	D	6-1	175	07/10/1974	New Providence, NJ	Princeton

1997 MLS SUPPLEMENTAL DRAFT – FEBRUARY 2-3, 1997

RD./OVERALL	PLAYER	POS.	HT.	WT	DOB	HOMETOWN	COLLEGE/LAST CLUB
1/5	Ezra Hendrickson	D	6-3	185	01/16/1972	Kokomo, IN	Drake
2/15	Braeden Cloutier	F	5-11	165	10/03/1974	Wichita, KS	San Diego (CISL)
3/25	Dave Stewart	F	5-7	148	01/17/1974	El Paso, TX	Texas-El Paso

1998 MLS COLLEGE DRAFT – JANUARY 31-FEBRUARY 1, 1998

RD./OVERALL	PLAYER	POS.	HT.	WT	DOB	HOMETOWN	COLLEGE/LAST CLUB
1/5	Mike Petke	D	6-2	185	01/30/1976	Bohemia, NY	So. Conn. St.
2/15	Joe Munoz	F	5-11	157	03/16/1976	Chula Vista, CA	Cal-State Bakersfield
3/25	Billy Walsh	M	6-2	185	10/07/1975	Chatham, NJ	Rutgers
3/28	Cesidio Colasante	F	5-8	146	01/10/1975	Hockessin, DE	La Salle

1999 MLS COLLEGE DRAFT – FEBRUARY 7, 1999

RD./OVERALL	PLAYER	POS.	HT.	WT	DOB	HOMETOWN	COLLEGE/LAST CLUB
1/7	John Wolyniec	F	6-1	172	01/24/1977	Staten Island, NY	Fordham
2/16	Kevin Knight	M	6-1	175	10/22/1976	Fairfax, VA	James Madison
3/29	Jim Manganello	M	5-10	165	12/08/1976	Duxbury, MA	Wheaton
3/31	Eric Kvello	F	6-1	165	02/12/1977	Houston, TX	Georgetown

1999 MLS SUPPLEMENTAL DRAFT – FEBRUARY 7, 1999

RD./OVERALL	PLAYER	POS.	HT.	WT	DOB	HOMETOWN	COLLEGE/LAST CLUB
1/4	Petter Villegas	M	5-7	140	11/15/1975	Newark, NJ	Kean
3/31	Nansha Kalonji	D	5-10	175	02/16/1973	Jersey City, NJ	Central Jersey (D3)

2000 MLS SUPERDRAFT – FEBRUARY 6, 2000

RD./OVERALL	PLAYER	POS.	HT.	WT	DOB	HOMETOWN	COLLEGE/LAST CLUB
1/1	Steve Shak	D	6-1	158	02/08/1978	Cerritos, CA	UCLA
4/37	Daniel Alvarez	M	5-11	165	01/18/1978	Fayetteville, NY	Furman
4/48	Orlando Perez	M	6-1	155	07/12/1977	Los Angeles, CA	Orange County
5/49	Colby Jackson	F	6-0	175	02/22/1977	Claremont, CA	Cal-State Fullerton
6/61	Jake Dancy	D	5-9	160	04/09/1978	Kansas City, MO	Fresno State

2001 MLS SUPERDRAFT – FEBRUARY 5, 2001

RD./OVERALL	PLAYER	POS.	HT.	WT	DOB	HOMETOWN	COLLEGE/LAST CLUB
2/13	Rodrigo Faria	F	6-1	150	02/24/1977	Bronxville, NY	MetroStars Black
3/26	Kerwin Jemmott	M	6-1	160	08/24/1978	Port of Spain, Trinidad	Joe Public
4/46	Martin Klinger (P-40)	F	5-11	140	07/09/1980	Kearny, NJ	Project-40
5/58	O'Neil Peart	F	6-3	195	10/11/1976	Kingston, Jamaica	Long Island (A-League)
6/70	Russell Payne	GK	6-1	188	02/19/1972	Columbia, MD	Boston (A-League)

2002 MLS SUPERDRAFT – FEBRUARY 10, 2002

RD./OVERALL	PLAYER	POS.	HT.	WT	DOB	HOMETOWN	COLLEGE/LAST CLUB
1/3	Brad Davis (P-40)	M	5-11	165	11/08/1981	St. Charles, MO	Saint Louis
2/7	Mansour Ndiaye	M	5-9	180	03/12/1980	New York, NY	Connecticut
3/30	Sam Forko	D	5-9	155	09/02/1978	Houston, TX	Connecticut
5/56	Mario Gomez	M	5-6	150	08/12/1981	Tela, Honduras	NJ Imperials
6/66	Jeff Moore	M	5-8	150	01/15/1980	Gloucester Twp., NJ	Richard Stockton
6/68	Leo Krupnik	D	6-2	170	07/15/1979	San Francisco, CA	UC Berkeley

2003 MLS SUPERDRAFT – JANUARY 17, 2003

RD./OVERALL	PLAYER	POS.	HT.	WT	DOB	HOMETOWN	COLLEGE/LAST CLUB
1/2	Ricardo Clark (P-40)	M	5-10	140	02/10/1983	Jonesboro, GA	Furman
1/4	Mike Magee (P-40)	F	5-9	150	09/02/1984	Long Grove, IL	Chicago Sockers
2/12	Eddie Gaven (P-40)	M	6-0	145	10/25/1986	Hamilton, NJ	Hibernian FC
2/17	Tim Regan	D/M	6-1	170	06/27/1981	Orland Hills, IL	Bradley
3/30	Tim Glowienka	D	5-9	165	08/10/1980	Oak Ridge, TN	South Carolina
4/32	Kenny Arena	D	6-1	175	02/06/1981	Fairfax, VA	Virginia
5/42	Jacob LeBlanc	M	5-11	180	02/02/1981	Palo Alto, CA	Virginia
5/49	Marco Velez	D	6-1	186	06/26/1980	Carolina, Puerto Rico	Barry University

2004 MLS SUPERDRAFT – JANUARY 16, 2004

RD./OVERALL	PLAYER	POS.	HT.	WT	DOB	HOMETOWN	COLLEGE/LAST CLUB
2/18	Seth Stammer	D	5-10	166	09/29/1981	Gahanna, OH	Maryland
3/21	Zach Wells	GK	6-2	187	02/26/1981	Costa Mesa, CA	UCLA
3/26	Olivier Occéan	F	6-1	180	10/23/1981	Montreal, QC	So. Conn. St.
4/36	Michael Bradley (P-40)	M	5-8	130	07/31/1987	Palatine, IL	Chicago Sockers
5/46	Johnny David	M	5-9	165	06/24/1981	Hillside, NJ	Farleigh Dickinson
6/60	Jeff Parke	D	6-1	160	03/23/1982	Downington, PA	Drexel

2005 MLS SUPERDRAFT – JANUARY 14, 2005

RD./OVERALL	PLAYER	POS.	HT.	WT	DOB	HOMETOWN	COLLEGE/LAST CLUB
1/12	Tim Ward	D	6-0	165	02/28/1987	Waukesha, WI	Saint Louis
3/25	Chris Corcoran	M	5-9	165	03/30/1983	Marshfield, MA	St. John's

2005 MLS SUPPLEMENTAL DRAFT – FEBRUARY 4, 2005

RD./OVERALL	PLAYER	POS.	HT.	WT	DOB	HOMETOWN	COLLEGE/LAST CLUB
1/6	Jason Hernandez	D	5-10	160	08/26/1983	Englewood, NJ	Seton Hall
3/30	Patrick Hannigan	GK	6-3	200	10/23/1982	Philadelphia, PA	Temple
4/42	Usiel Vasquez	F	5-11	175	11/18/1981	Mexico City, Mex.	So. Conn. St.

2006 MLS SUPERDRAFT – JANUARY 13, 2006

RD./OVERALL	PLAYER	POS.	HT.	WT	DOB	HOMETOWN	COLLEGE/LAST CLUB
1/1	Marvell Wynne (GA)	D	5-10	171	05/08/1986	Poway, CA	UCLA
2/17	Josmer Alhidore (GA)	F	5-10	175	11/06/1989	Boca Raton, FL	U.S. U-17's
4/41	Blake Camp	M	6-2	194	10/11/1983	Danielsville, GA	Duke

2006 MLS SUPPLEMENTAL DRAFT – JANUARY 26, 2006

RD./OVERALL	PLAYER	POS.	HT.	WT	DOB	HOMETOWN	COLLEGE/LAST CLUB
1/5	Joe Vide	M	5-10	165	05/16/1984	Raleigh, NC	Virginia
2/17	Peter Dzubay	GK	6-1	177	01/06/1984	Sylvania, OH	Michigan
3/29	Brian Cvilkas	F	6-3	180	03/16/1984	Highlands Ranch, CO	Old Dominion
4/31	Brian Devlin	M	5-7	150		Philadelphia, PA	Penn State

2007 MLS SUPERDRAFT – JANUARY 12, 2007

RD./OVERALL	PLAYER	POS.	HT.	WT	DOB	HOMETOWN	COLLEGE/LAST CLUB
2/19	Dane Richards	M/F	5-7	153	12/14/1983	Montego Bay, Jamaica	Clemson
3/33	Sinisa Ubiparipovic	M	5-9	155	08/25/1983	Mentor, OH	Akron

2007 MLS SUPPLEMENTAL DRAFT – JANUARY 18, 2007

RD./OVERALL	PLAYER	POS.	HT.	WT	DOB	HOMETOWN	COLLEGE/LAST CLUB
1/6	Randi Patterson	F	5-9	170	04/16/1985	Hackensack, NJ	UNC-Greensboro
2/19	Sal Caccavale	M	5-7	145	05/16/1985	West Islip, NY	American
4/46	Danny Cepero	GK	6-2	210	04/22/1985	Baldwin, NY	Pennsylvania

2008 MLS SUPERDRAFT – JANUARY 18, 2008

RD./OVERALL	PLAYER	POS.	HT.	WT	DOB	HOMETOWN	COLLEGE/LAST CLUB
2/16	Eric Brunner	D	6-4	170	02/12/1986	Dublin, OH	Ohio State
3/32	Luke Sassano	D/M	6-1	170	10/14/1985	Orinda, CA	UC-Berkeley
4/44	David Roth	M	5-8	138	12/04/1985	St. Louis, MO	Northwestern

2008 MLS SUPPLEMENTAL DRAFT – JANUARY 24, 2008

RD./OVERALL	PLAYER	POS.	HT.	WT	DOB	HOMETOWN	COLLEGE/LAST CLUB
1/7	Danleigh Borman	M	5-9	160	01/25/1985	Cape Town, South Africa	Rhode Island
2/21	Michael Palacio	M/F	6-1	175	08/29/1986	Long Beach, NY	Stony Brook
3/35	John Gilkerson	D	6-0	175	05/06/1985	Winchester, VA	Winthrop
4/49	Laurent Manuel	D	5-9	145	04/27/1986	New York, NY	Brown

2009 MLS SUPERDRAFT – JANUARY 15, 2009

RD./OVERALL	PLAYER	POS.	HT.	WT	DOB	HOMETOWN	COLLEGE/LAST CLUB
1/11	Jeremy Hall	M	5-11	163	09/11/1988	Tampa, FL	Maryland
2/18	Babajide Ogunbiyi	D	6-4	212	11/30/1986	Gwynedd, PA	Santa Clara
2/29	Jack Traynor	D	5-9	160	03/17/1987	St. Charles, MO	Notre Dame
3/44	Nick Zimmerman	M	6-0	184	05/13/1987	Tampa, FL	James Madison

2010 MLS SUPERDRAFT – JANUARY 14, 2010

RD./OVERALL	PLAYER	POS.	HT.	WT	DOB	HOMETOWN	COLLEGE/LAST CLUB
1/2	Tony Tchani	M	6-4	185	04/13/1989	Norfolk, VA	Virginia
1/14	Austin da Luz	M	5-10	160	10/09/1987	Winston-Salem, NC	Wake Forest
2/18	Tim Ream	D	6-1	160	10/05/1987	St. Louis, MO	Saint Louis
3/34	Conor Chinn	F	6-0	180	08/29/1987	San Diego, CA	San Francisco
4/50	Irving Garcia	M/F	5-5	140	02/04/1988	San Luis, AZ	UC-Irvine

2011 MLS SUPERDRAFT – JANUARY 13, 2011

RD./OVERALL	PLAYER	POS.	HT.	WT	DOB	HOMETOWN	COLLEGE/LAST CLUB
1/13	Corey Hertzog	F	6-0	172	08/01/1990	Reading, PA	Penn State
2/25	John Rooney	M	5-10	175	12/17/1990	Liverpool, England	N/A
2/30	Tyler Lassiter	D	6-0	170	04/07/1989	Wake Forest, NC	North Carolina State
3/38	Billy Cortes	M	5-11	181	12/01/1988	Mission Viejo, CA	Maryland

2011 MLS SUPPLEMENTAL DRAFT – JANUARY 18, 2011

RD./OVERALL	PLAYER	POS.	HT.	WT	DOB	HOMETOWN	COLLEGE/LAST CLUB
1/4	Jimmy Maurer	GK	6-2	194	07/15/1988	Lawrenceville, GA	South Carolina
2/31	Teddy Schneider	D	5-6	130	11/23/1988	Califon, NJ	Princeton

2012 MLS SUPERDRAFT – JANUARY 12, 2012

RD./OVERALL	PLAYER	POS.	HT.	WT	DOB	HOMETOWN	COLLEGE/LAST CLUB
2/31	Ryan Meara	GK	6-4	185	15/11/1990	Yonkers, NY	Fordham

2012 MLS SUPPLEMENTAL DRAFT – JANUARY 17, 2012

RD./OVERALL	PLAYER	POS.	HT.	WT	DOB	HOMETOWN	COLLEGE/LAST CLUB
2/31	Mike Volk	D	6-1	170	23/05/1989	Bear, DE	University of Virginia
3/50	Christian Barreiro	M	5-7	152	14/12/1990	Baltimore, MD	University of Pennsylvania
4/69	Nate Polak	M	6-2	180	05/09/1989	Lincoln, NE	Hastings College

NEW YORK RED BULLS END-OF-SEASON AWARDS

1996

Honda MVP		Roberto Donadoni
Defender of the Year		Tony Meola
Budweiser Scoring Champion		Giovanni Savarese
Player of the Month	May	Giovanni Savarese
	June	Tony Meola
	July	Roberto Donadoni
	August	Antony DeAvila
	Best 11	Roberto Donadoni*

1997

Honda MVP		Giovanni Savarese
Defender of the Year		Rhett Hartly
Budweiser Scoring Champion		Giovanni Savarese
Player of the Month:	Mar/Apr	Roberto Donadoni
	May	Tony Meola
	June	Mike Sorber
	July	Antony DeAvila
	August	Giovanni Savarese

1998

Honda MVP		Eduardo Hurtado
Defender of the Year		Tony Meola
Budweiser Scoring Champion		Eduardo Hurtado
Player of the Month:	April	Alexi Lalas
	May	Jim Rooney
	June	Eduardo Hurtado
	July	Giovanni Savarese
	August	Diego Sonora

1999

Honda MVP		Billy Walsh
Defender of the Year		Mike Ammann
Budweiser Scoring Champion		Eduardo Hurtado
Players' Player Award		Billy Walsh
Media Good Guy Award		Mark Semioli

2000

Honda MVP		Clint Mathis
Defender of the Year		Mike Ammann
Budweiser Scoring Champion		Clint Mathis
MetroStars.com MVP		Clint Mathis
Humanitarian of the Year		Mark Semioli
Pepsi "Best 11"		Clint Mathis*

2001

Honda MVP		Tim Howard
Defender of the Year		Tim Howard
Goalkeeper of the Year		Tim Howard*
Budweiser Scoring Champion		Clint Mathis
MetroStars.com MVP		Tim Howard
Humanitarian of the Year		Tim Howard**
MLS Goal of the Year		Clint Mathis*
Pepsi "Best 11"		Tim Howard*
Rookie of the Year		Rodrigo Faria*

2002

Honda MVP		Mamadou Diallo
MetroStars.com Player of the Year		Tim Howard
ADT Defender of the Year		Tim Howard
Budweiser Scoring Champion		Rodrigo Faria
USSF Humanitarian of the Year		Steve Jalley**
Pepsi "Best 11"		Tim Howard*
Commissioner's Award		Tab Ramos*

2003

Honda MVP		Amado Guevara
MetroStars.com Player of the Year		Eddie Pope
ADT Defender of the Year		Eddie Pope
Budweiser Scoring Champion		Clint Mathis
USSF Humanitarian of the Year		Tim Regan
Pepsi "Best 11"		Eddie Pope*

2004

Honda MVP		Amado Guevara**
USSF Humanitarian of the Year		Tim Regan
Young Player of the Year		Eddie Gaven
Defender of the Year		Eddie Pope
Play of the Year		Cornell Glen, Joselito Vaca
Unsung Player		John Wolyniec
Newcomer of the Year		Jeff Parke
Budweiser Scoring Champion		Amado Guevara
Iron Man		Chris Leitch
MetroStars.com Player of the Year		Amado Guevara
Best 11		Amado Guevara, Eddie Pope, Eddie Gaven*
Kraft Fair Play		Eddie Pope*

2005

Honda MVP	Youri Djorkaeff
USSF Humanitarian of the Year	Tim Regan
Young Player of the Year	Michael Bradley
Defender of the Year	Chris Leitch
Play of the Year	Amado Guevara (90th minute goal against Chivas USA on August 21)
Umsung Player	Sergio Galvan Rey
Newcomer of the Year	Youri Djorkaeff
Budweiser Scoring Champion	Amado Guevara
Iron Man	Michael Bradley
MetroStars.com Player of the Year	Youri Djorkaeff
Fan of the Year	Fred and Yvonne Bachmann
Youth Clubs of the Year	Staten Island United Soccer League, Toms River Youth Soccer Club
PDA Players of the Year	Jossimar Sanchez (U-14), Gabe Ferrari (U-16), Mike Hessemer (U-19)
Pride and Passion Award	Fernando Ruiz

2006

Honda Most Valuable Player	Amado Guevara
Defender of the Year	Carlos Mendes
Co-Umsung Players of the Year	Jeff Parke/Seth Stammer
Newcomer of the Year	Jon Conway
Young Player of the Year	Marvell Wynne
Play of the Year	Jozy Altidore's goal vs. CLB on Sept. 16
Budweiser Golden Boot	Amado Guevara
Ironman	Jeff Parke (2,771 minutes)
newyorkredbulls.com Player of the Year	Amado Guevara
USSF Humanitarian of the Year	Chris Henderson
Fan of the Year	Thomas Binkley
Youth Soccer Club of the Year	Scotch Plains Fanwood

2007

Honda Most Valuable Player	Juan Pablo Angel
Defender of the Year	Jeff Parke
Umsung Player of the Year	Jon Conway
Newcomer of the Year	Juan Pablo Angel
Budweiser Golden Boot	Juan Pablo Angel
Young Player of the Year	Jozy Altidore
USSF Humanitarian of the Year	Seth Stammer
Fan of the Year	Pam Eigo
Youth Soccer Club of the Year	Manalapan SC
Best 11	Juan Pablo Angel*

2008

Honda Most Valuable Player	Juan Pablo Angel
Defender of the Year	Kevin Goldthwaite
Umsung Player of the Year	Dave van den Bergh
Newcomer of the Year	Jorge Rojas
Budweiser Golden Boot	Juan Pablo Angel
Young Player of the Year	Dane Richards
USSF Humanitarian of the Year	Seth Stammer
Fan of the Year	John Russo
Youth Soccer Club of the Year	Edison SC

2009

Honda Most Valuable Player	Juan Pablo Angel
Defender of the Year	Mike Petke
Newcomer of the Year	Albert Celades
Budweiser Golden Boot	Juan Pablo Angel
Young Player of the Year	Jeremy Hall
USSF Humanitarian of the Year	Seth Stammer
Fan of the Year	Herb Welzig

2010

Honda Most Valuable Player	Joel Lindpere
Defender of the Year	Tim Ream
Budweiser Golden Boot	Juan Pablo Angel
USSF Humanitarian of the Year	Seth Stammer**

2011

Most Valuable Player	Thierry Henry
Defender of the Year	Jan Gunnar Solli
Budweiser Golden Boot	Thierry Henry
Newcomer of the Year	Luke Rodgers
USSF Humanitarian of the Year	Stephen Keel
Best 11	Thierry Henry*

* League Award

** Won the team and league award in this category

RED BULLS ACADEMY AND YOUTH PROGRAMS

YOUTH DEVELOPMENT 146 >

BOB MONTGOMERY 147 >

ACADEMY OVERVIEW 148 >

ACADEMY ROSTERS 149 >

REGIONAL DEVELOPMENT SCHOOLS 150 >

TRAINING PROGRAMS 150 >

RED BULLS
YOUTH DEVELOPMENT
DESARROLLO DE JUGADORES DE RED BULLS

The New York Red Bulls Player Development System is a multi-layered program that provides professional support at all levels of the game. This is operated as part of the Red Bulls' commitment to the development of youth soccer in the Tri-State area.

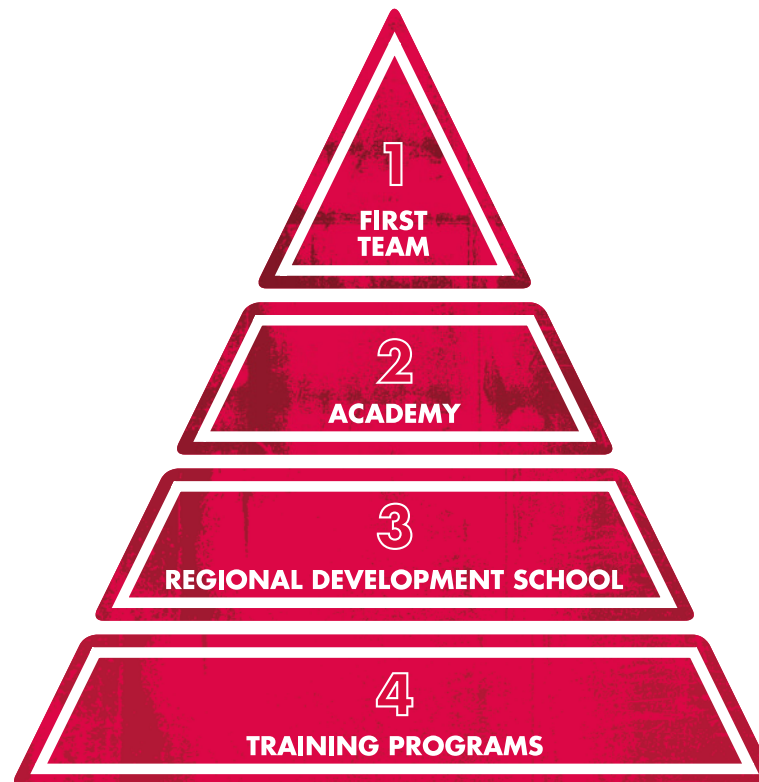
Each level of the player development pyramid has been structured to provide extensive support to players, coaches and youth soccer organizations.

Within the local community, programs are offered for players of all ages and abilities. For players with outstanding ability, there is an opportunity to progress to the academy level and ultimately, to the Red Bulls First Team.

El sistema de Desarrollo de Jugadores de New York Red Bulls es un programa multi-etapas que ofrece apoyo profesional a todos los niveles del juego. Esto funciona como parte del compromiso de los Red Bulls en el desarrollo del fútbol juvenil en el área tri-estatal.

Cada nivel de la pirámide de desarrollo de jugadores se ha estructurado para proporcionar un amplio apoyo a los jugadores, entrenadores y organizaciones juveniles de fútbol.

Dentro de la comunidad local, los programas se ofrecen a los jugadores de todas las edades y habilidades. Para los jugadores con grandes condiciones, hay una oportunidad de progresar al mejor nivel de la academia y en última instancia, al primer equipo de los Red Bulls.



RED BULLS

BOB MONTGOMERY

DIRECTOR OF YOUTH PROGRAMS

Bob Montgomery enters his fifth year as Director of Youth Programs after joining the Red Bulls on Sept. 1, 2007. In this role, Montgomery oversees the Red Bulls Player Development System, including the organization's Academy and Training Programs.

Heading into the 2012 season, two more Red Bulls Academy graduates have joined the First Team. St. John's University standout and Livingston, NJ native Connor Lade and Clifton, NJ native Jonathan Barrajo both signed with the Red Bulls, joining Juan Agudelo as former Academy players who are currently signed with the First Team. In all, six former Red Bulls Academy players have signed with the senior team under Montgomery's tenure.

Additionally, under the direction of Montgomery, in 2011 the Red Bulls Academy set a record by sending seven players to the prestigious United States Under-17 National Team Residency Program in Bradenton, FL. The seven Red Bulls Academy players is more than twice the amount any single youth organization has ever sent to the program in one class.

Prior to joining the Red Bulls, Montgomery was the head men's soccer coach at Adelphi University, where he led the Panthers for 29 seasons. Posting a 258-224-39 record, Montgomery guided a program that consistently ranked in the Top 25 in the country. He led seven of his teams to the NCAA tournament and his 1987 squad made it all the way to the quarterfinals. Montgomery served as an Associate Athletic Director at Adelphi since 1989, where he was responsible for compliance and eligibility for over 250 athletes.

Montgomery, who possesses a USSF 'A' License, was the 1990 New York State Coach of the Year and an Adelphi University Athletic Hall of Fame member. He became involved with the U.S. Youth Soccer Association in 1985 and coached top players from ages ranging from 12 to 19 in Region I. He has also traveled to International events all around the world. Montgomery attended Nassau Community College before transferring to Adelphi. He was a defender for the Panthers from 1972-73 and went on to receive his Bachelor's degree (1975) and Master's degree (1984) from Adelphi.

RED BULLS ACADEMY OVERVIEW

The New York Red Bulls Academy is a cost-free program that aspires to help develop the best talent in the tri-state area.

Comprised of four teams, the players train a minimum of three times a week and play a maximum of two games under the supervision of our professional staff. The program is designed to assist dedicated and talented players to reach the highest levels of the game nationally and internationally.

The goal of the New York Red Bulls Academy is to develop youth players. These players will gain technical expertise, tactical awareness and professional discipline, skills that will help them to advance and contribute to the New York Red Bulls first team.

El programa de la Academia de New York Red Bulls es gratuito y aspira a ayudar a desarrollar el mejor talento en el área tri-estatal.

Se compone de cuatro equipos, los jugadores entrenan un mínimo de tres veces por semana y juegan un máximo de dos partidos bajo la supervisión de nuestro personal profesional. El programa está diseñado para ayudar a los jugadores dedicados y con talento para llegar a los más altos niveles del juego a nivel nacional e internacional.

El objetivo de la Academia de los New York Red Bulls es el desarrollo de jugadores jóvenes. Estos jugadores ganarán experiencia técnica, conciencia táctica y la disciplina profesional, habilidades que les ayudarán para avanzar y contribuir con el primer equipo de New York Red Bulls.

2011 INTERNATIONAL CALL-UPS

The Red Bulls set a record in 2011 with seven players selected to the prestigious United States under-17 National Team Residency program. The program has groomed U.S. stars such as Landon Donovan, Kyle Beckerman and Jozy Altidore as well as many other players playing professionally in the United States and abroad. No single youth organization has sent more players in one class than the Red Bulls' 2011 class. Below is a full list of Red Bulls Academy players who received call ups to United States National Teams:

U.S. SENIOR NATIONAL TEAM

- > Juan Agudelo

UNDER-20

- > Sacir Hot
- > Sam Adjei
- > Bolu Akinyodie
- > Bryan Gallego

UNDER-18

- > Dan Metzger
- > Brandon Allen
- > Sean Davies
- > Scott Thompson
- > Russell Canouse
- > Adam Najem
- > Alex Muhl
- > Santiago Castano

UNDER-17 NATIONAL TEAM RESIDENCY PROGRAM

- > Alek Gogic
- > Evan Louro
- > Wes Wade
- > Kevin Politz
- > Stephen Etcheverria
- > Brandon Tetro
- > Chris Lema

UNDER-15

- > John Antunes
- > Malcolm Dixon
- > Henry Martin
- > Stephen Elias
- > Gideon Metrikin
- > Orestis Sousonis
- > Kyle Zajec

UNDER-14

- > Kyle Guerrieri
- > Kyle Gruno
- > Dan Laratanno

ACADEMY COACHING STAFF

PLANTEL DE ENTRENADORES DE LA ACADEMIA

Director of Youth Programs <i>Director de la programas de la juventud</i>	Bob Montgomery
U18 Head Coach <i>Entrenador Principal</i>	Paul O'Donnell
U16 Head Coach <i>Entrenador Principal</i>	Rob Elliott
U15 Head Coach <i>Entrenador Principal</i>	Phil Swenda
U14 Head Coach <i>Entrenador Principal</i>	Jeff Zaun
U13 Head Coach <i>Entrenador Principal</i>	John Wolyniec
Goalkeeper Coach <i>Entrenador de Arqueros</i>	Andrew Sparkes
Academy Assistant Coach <i>Ayudante de Entrenador</i>	Manny Schellscheidt

For more information, log onto:
Para obtener más información, visite:

www.redbullsacademy.com

RED BULLS
ACADEMY ROSTERS

U 18 RED BULLS

LAST NAME	FIRST NAME	CITY	STATE
Allen	Brandon	Old Bridge	NJ
Alvarado	Brandon	Wyckoff	NJ
Bartok	Daniel	Union	NJ
Bedoya	Daniel	East Elmhurst	NY
Brown	Max	New York	NY
Castano	Santiago	Union City	NJ
Ceron	Diego	Newark	NJ
Corboz	Mael	Green Brook	NJ
Decker	Ethan	Manahawkin	NJ
Elliot	Frederick	Roseland	NJ
Gonzalez	Oscar	Clifton	NJ
Halvorsen	Torben	Mountainside	NJ
Lagg	Eric	Lafayette	NJ
Robinson	Gabe	Easton	PA
Rossi	Luke	East Hanover	NJ
Sa	Erik	Watchung	NJ
Sanogo	Ousmane	New York	NY
Sheridan	Sean	Levittown	PA
Tetro	Ross	Colts Neck	NJ
Thomsen	Scott	Brick	NJ
Thorsheim	Christopher	Manalapan	NJ

U 16 RED BULLS

LAST NAME	FIRST NAME	CITY	STATE
Basuljevic	Arun	Mahopac	NY
Boschen	Kaz	Hastings	NY
Brunetti	Vinny	Wyckoff	NJ
Carillo	Gianni	Pine Bush	NY
Echevarria	Stephen	State Hill	NY
Gagic	Alek	Fort Lee	NJ
Goodwin	Kyle	Kendall	NJ
Innocenzi	Nick	Franklin Lakes	NJ
Kapitula	Michael	North Caldwell	NJ
Kronick	Shane	Westfield	NJ
Lema	Chris	Ridgefield	NJ
Louro	Evan	South River	NJ
Maldonado	Luis	Wayne	NJ
Miazga	Matt	Clifton	NJ
Moreno	Amando	Morganville	NJ
Muyl	Alex	New York	NY
Najem	Adam	Clifton	NJ
Ohaus	Joe	Westfield	NJ
Palitz	Kevin	Morganville	NJ
Stevens	Billy	New Hyde Park	NY
Swenson	Joe	Massapequa Park	NY
Tandir	Izzy	Hockensitown	NJ
Tetro	Brandon	Freehold	NJ
Toher	John	Blauvelt	NY
Wade	Wes	South Orange	NJ

U 14 RED BULLS

LAST NAME	FIRST NAME	CITY	STATE
Allen	Cameron	Old Bridge	NJ
Antunes	John	Fairfield	NJ
Barreto	Ruben	Secaucus	NJ
Blades	Jerel	Brooklyn	NY
Borges	Marcello	Kearny	NJ
Dixon	Malcolm	Glenridge	NJ
Elias	Stephen	Rye	NY
Giordano	Nicholas	E. Northport	NY
Guerrero	Israel	Queens	NY
Halvorsen	Jonas	Mountainside	NJ
Johnson	Callum	New York	NY
Lapinas	Tom	Pittstown	NJ
Lochner	Ethan	New York	NY
Lombard	Andrew	Montclair	NJ
Lurie	Max	South Orange	NJ
Martin	Henry	New York	NY
McCarthy	Matt	Armonk	NY
Metrikin	Gideon	New York	NY
Nunez	Wilber	Paterson	NJ
Sileo	Anthony	Mahwah	NJ
Sousonis	Orestis	Dover	NJ
Stewart	Malik	Paterson	NJ
Terci	Rafael	Union	NJ
Zajec	Kyle	Westport	CT

U 15 RED BULLS

LAST NAME	FIRST NAME	CITY	STATE
Areman	Jake	Freehold	NJ
Buonavita	James	Oakland	NJ
Carillo	Gianni	Pine Bush	NY
Cei-Sandoval	Ezequiel	Elizabeth	NJ
Coste	Alex	Brooklyn	NY
Curtis	Brandon	West Islip	NY
Erienne	Derrick	Paterson	NJ
Kappock	Kevin	Howell	NJ
Martinez	Adonis	Levittown	NY
Miller	Theo	Brooklyn	NY
Montgomery	Nicholas	New York	NY
Perez	Dante	Highstown	NJ
Pinho	Tyler	Cranford	NJ
Rios	Wilson	Elizabeth	NJ
Steadman	Harrison	Kinnelon	NJ
Stowell	Tyler	Lumberton	NJ
Zier	Dugan	New York	NY

U 13 RED BULLS

LAST NAME	FIRST NAME	CITY	STATE
Abejón	Adrian	Newark	NJ
Bozinov	Mirko	Woodland Park	NJ
Cosman	Andrew	Lyndhurst	NJ
D'Andrea	Rodrigo	New York	NY
Greer	Dantae	Fairlawn	NJ
Gruno	Kyle	Upper Saddle River	NJ
Gurrieri	Kyle	Totowa	NJ
Kessler	Henry	New York	NY
Lanzetta	Mikey	Katonah	NY
Laranetto	Daniel	Bridgewater	CT
Lebiti	Mevlan	Terryville	CT
Leeds	Noah	Brooklyn	NY
Martinez	Christian	Mine City	NJ
Olosunde	Matthew	Trenton	NJ
Pinho	Hunter	Cranford	NJ
Ryan	Zach	Chatham	NJ
Scheuerman	Christopher	Old Bridge	NJ
Srifano	Julian	Bayville	NJ
Stigliano	Gian Carlo	Brick	NJ
Stowell	Tristan	Berkeley Heights	NJ
Zalla	Markez	Basking Ridge	NJ

RED BULLS REGIONAL DEVELOPMENT SCHOOLS

The New York Red Bulls set the pace for player development in Major League Soccer as the first professional team to boast a satellite-based academy feeder system: the Regional Development School (RDS).

As the benchmark for all professional pre-academy programs, the RDS has graduated over fifty players to the full Academy teams, with multiple RDS alumni now representing U.S. Youth National Teams.

The RDS offers boys and girls aged 8 - 14 an opportunity to receive supplementary training from New York Red Bulls professional trainers. Intended solely for competitive and elite travel players, the advanced curriculum is specially designed to target individual,

technical aspects of the game, and is widely recognized as the premier training program in the New York / New Jersey area.

Acceptance to the RDS is strictly subject to try-out to ensure the highest level of competition at each location. An open try-out is held for each satellite location a week prior to the start date, with successful participants being invited back to join the training program on a regular basis.

The low coaching ratio allows players to receive excellent individual attention and coach interaction, all leading to a comprehensive electronic evaluation at the end of the program. These evaluations provide qualitative feedback that provides parents and coaches with an invaluable tool to aid their player's development, even beyond

the conclusion of the course.

An exciting feature of the program is that the highest level players from within the RDS are selected to represent the New York Red Bulls in showcase tournaments across the area. Showcase tournaments offer a one-off opportunity for players to represent the Red Bulls' youngest teams in competition, and play in a truly select environment.

The select few who truly excel in the RDS will earn the opportunity to try out for the full Academy teams, which begin at the Under-14 level. This begins a player's journey towards a career as a professional player in one of the country's premier Academy programs.

RED BULLS TRAINING PROGRAMS

The New York Red Bulls Player Development System is a multi-layered program that is operated as part of the Red Bulls' commitment to the development of youth soccer and to providing professional support at all levels of the game.

Each level of the player development pyramid has been structured to provide extensive support to players, coaches and youth soccer organizations. Levels 4 and 3 are the foundation training programs of the development system that combine the knowledge and resources of a professional soccer club with the expertise of a fully-licensed and experienced coaching staff.

Mission Statement : To support and educate the youth soccer community.

Training Philosophy: To create a fun and challenging learning environment where players have the opportunity to play.

LEVEL 4

- › Training Programs
- › Club Development
- › Team Training
- › Summer Camps
- › Pre-season Training
- › Residential Camps
- › Coach Education
- › Coach Certification Courses
- › Try-out Packages
- › Urban Soccer Program
- › Believe Program

COMMUNITY OUTREACH

The New York Red Bulls Training Programs also run two outreach programs to be sure that every player in the tri-state area has the opportunity to enjoy the game of soccer.

BELIEVE PROGRAM

The New York Red Bulls Believe program is an outreach initiative for young athletes with special needs. The program forms part of the Red Bulls extensive player development system that caters for players at all levels of the sport. The Believe program is specially designed to bring the opportunity of learning and playing soccer to any boy or girl who has a disability. Special qualified Red Bulls youth coaches are at each course to ensure appropriate learning takes place. Programs are offered in conjunction with various community partners and agencies that play an important supporting role.

URBAN SOCCER PROGRAM

The New York Red Bulls 'Urban Soccer Program' is an outreach initiative that serves urban communities in the Tri-State area. Utilizing the Red Bulls extensive resources and player development expertise, our goals are to provide programs that help engage children in physical activity and use soccer as a vehicle to teach life skills, encourage the values of team-work and promote discipline, confidence and self esteem.

For more information, log onto:

Para obtener más información, visite:

www.redbullsacademy.com

MEDIA INFORMATION

COMMUNICATIONS DEPARTMENT 152 >

MEDIA INFORMATION 152 >

RED BULL ARENA INFORMATION 153 >

MONTCLAIR STATE UNIVERSITY 154 >

MSG 155 >

NEW YORK RED BULLS COMMUNICATIONS DEPARTMENT

Jurgen Mainka, Vice President of Communications and Community Relations
O: (973) 268-7247 C: (646) 725-9911
Email: jurgen.mainka@newyorkredbulls.com

Brian Tsao, Director of Communications
O: (973) 268-7246 C: (201) 988-3817
Email: brian.tsao@newyorkredbulls.com

Frank Della Femina, Senior Manager of Website and New Media
O: (973) 268-7243 C: (973) 432-1386
Email: frank.dellafemina@newyorkredbulls.com

Christopher Celletti, Communications Assistant
O: (973) 268-7255
Email: christopher.celletti@newyorkredbulls.com

Credentials
credentials@newyorkredbulls.com

Office
600 Cape May Street, Harrison, NJ 07029
Main #: (973) 268-8420

Stadium
Red Bull Arena
600 Cape May Street
Harrison, NJ 07029

Ticket Information
1.877.RBSOCCER

MEDIA INFORMATION

Credentials: Season passes are issued to those members of the media who regularly cover the Red Bulls. These passes will be honored for entrance to Red Bull Arena and all working areas for regular season home games. Single-game passes may be requested by contacting Red Bulls Communications at least 48 hours prior to game time. The Red Bulls cannot guarantee credentials to those members of the media who request such passes beyond the deadline.

Credentials will be issued only to members of legitimate news agencies that are covering the game. Note: autograph solicitation will result in loss of credential privilege. Members of the working press are not allowed to collect autographs, and credentials are revocable licenses, which can be withdrawn and admission refused, at any time.

Please contact the Red Bulls Communications Department at credentials@newyorkredbulls.com if you have any questions.

Media Entrance: Media will only be allowed to enter the stadium through the southwest corner of Red Bull Arena, next to Gate A. Media Will Call is also located there. Once there, they can proceed up to the second level press box and lounge. Media Will Call will be open two and a half hours before the start of kickoff and will close at the game's 35th minute.

Photographers: Accredited photographers and Electronic News Gathering (ENG) crews may shoot from the designated areas on the field. Please contact the Communications Department with any questions.

ENG Production: Only National Broadcast Partners or local broadcast partners are permitted to a) film any match in its entirety and/or b) broadcast a live transmission of any game. Any other ENG outlets may film limited MLS match video highlights (i.e. B-roll) during only the first 15 minutes of each half. ENG crews will not be permitted to film overtime, but may film post-game celebrations. ENG crew are required to position themselves during games in a designated area determined by the Red Bulls Communications Department.

Locker Room Access: Per MLS regulations, each team's locker room will open to the media 15 minutes after the match ends. The Red Bulls' head coach will hold a press conference after every match in the Interview Room located on the first level across from the Red Bulls' locker room.

The Red Bulls' locker room is not open before the match, but media members can request interviews with players and coaches through the Red Bulls Communications Department up to one hour before kickoff.

TAXIS

(973) 483-2211,
(973) 274-0006,
(973) 344-6001

MASS TRANSPORTATION

NJ Transit:

(800) 772-2222 (NJ Only),
(973) 762-5100 (out-of-state) www.njtransit.com

New York City Transit:

(718) 330-3322
www.mta.nyc.ny.us

PATH:

(800) 234-PATH
www.panynj.gov/path/



www.newyorkredbulls.com/HUB

RED BULL ARENA INFORMATION

PUBLIC TRANSPORTATION TO RED BULL ARENA:

PATH TRAIN

From New York City: WORLD TRADE CENTER - Take the PATH train towards Newark (Red Line) and exit at the Harrison station (second to last stop). Estimated travel time is 20 minutes. Exit the station onto Frank E. Rodgers Boulevard. Red Bull Arena is four blocks from the station.

33rd STREET STATION - Take the PATH to Journal Square or Grove Street (Yellow Line). At Journal Square or Grove Street, transfer to the Newark train (Red Line) towards Newark. Exit at Harrison station (second to last stop). Exit the station onto Frank E. Rodgers Boulevard. Red Bull Arena is four blocks from the station.

From New Jersey: HOBOKEN - Take the PATH train to Journal Square or Grove Street (Yellow/Blue Line). At Journal Square or Grove Street, transfer to the Newark train (Red Line) towards Newark. Exit at Harrison station (second to last stop). Exit the station onto Frank E. Rodgers Boulevard. Red Bull Arena is four blocks from the station.

NEWARK PENN STATION: Take the PATH towards World Trade Center (Red Line) and exit at the Harrison station (one stop). Exit the station onto Frank E. Rodgers Boulevard. Red Bull Arena is four blocks from the station.

NEWARK LIGHT RAIL

The Newark Light Rail connects Newark Penn Station and the Newark Broad Street station, which services the Morristown and Montclair-Boonton Lines (NJ Transit trains). The Light Rail also connects Newark Penn with other stations in the surrounding Essex County towns. For more information on the Light Rail, please visit www.njtransit.com.

OTHER RAIL OPTIONS

Amtrak and NJ Transit either direct or via transfer through Secaucus Junction, all stop at Newark Penn Station. For more information on these rail options, please visit www.amtrak.com and www.njtransit.com

For updated PATH schedules and other information, including stations with accessible features, please visit www.panynj.gov.

NJ TRANSIT BUS

The #40 NJ Transit bus stops at the Harrison PATH station, which is four blocks from Red Bull Arena. The #39 and #43 buses have stops within a ½ mile of the arena site. (For more detailed information on bus schedules and routes, please visit www.njtransit.com)

DRIVING DIRECTIONS TO RED BULL ARENA:

From Northern New Jersey and Points North: Follow the New Jersey Turnpike/Route 95 South to Exit 15W (Route 280 West). Follow to Exit 16 for Harrison. Go two blocks and turn left onto Frank E. Rodgers Boulevard. Follow road through two traffic lights to Red Bull Arena on the left.

From Points West/Route 78: Follow Route 78 East to Exit 57 (Route 21/McCarter Highway). Turn right onto Market Street. Turn Left onto Jackson Street (Which turns into Frank E. Rodgers Boulevard). Follow road through two traffic lights to Red Bull Arena on the right.

From Route 280 Eastbound and Points West: Follow Route 280 East to Exit 16. Follow ramp to Harrison Avenue and make a left. Follow Harrison Avenue to Frank E. Rodgers Boulevard and make a right. Follow road through two traffic lights to Red Bull Arena on the left.

From Lincoln Tunnel and George Washington Bridge: Once in New Jersey, follow signs to New Jersey Turnpike/Route 95 South. Take to Exit 15W (Route 280 West). Follow to Exit 16 for Harrison. Go two blocks and turn left onto Frank E. Rodgers Boulevard. Follow road through two traffic lights to Red Bull Arena on the left.

Holland Tunnel: Followed the New Jersey Turnpike North/Route 95 to Exit 15W (Route 280 West). Follow to Exit 16 for Harrison. Go two blocks and turn left onto Frank E. Rodgers Boulevard. Follow road through two traffic lights to Red Bull Arena on the left.

Philadelphia and Points South: Follow New Jersey Turnpike North/Route 95 to Exit 15W (Route 280 West). Follow to Exit 16 for Harrison. Go two blocks and turn left onto Frank E. Rodgers Boulevard. Follow road through two traffic lights to Red Bull Arena on the left.

PARKING:

There are various parking lots within walking distance of Red Bull Arena in Harrison. Parking within the Harrison Public Parking Areas costs between \$10-\$15. Parking lots in Newark can charge more.

STADIUM ENTRANCE/TICKET WILL CALL/PRESS WILL CALL:

Gates will open 90 minutes prior to the start of the match for General Admission. We strongly encourage guests to enter the Arena as early as possible to avoid delays. Exit/Reentry to the stadium is prohibited. On Event Days, Will Call is located between gates A and B on the Pete Higgins Boulevard side of the West Building of Red Bull Arena and open (2) hours prior to most events. Press Will Call is located at Gate A.

LOST AND FOUND:

Lost and Found is located on the back side of the Gate B Ticket Booth on the plaza level.

FIRST AID:

First Aid is located on the 100 Level concourse near Section 106 in the southwest corner of Red Bull Arena. For immediate assistance, notify the nearest Guest Services and Safety/Security Representatives located atop each section or the nearest Emergency Medical Technician.

PROHIBITED ITEMS:

Bottles, Cans, Coolers, Containers, Noisemakers including vuvuzelas, airhorns, whistles, drums, Fireworks, Flares, Smoke bombs, Pets, Animals (with the exception of service animals), Weapons, Professional camera equipment, Video cameras, Tripods, Water guns, Toy/replica weapons, Squirt bottles, Soap bubbles, Beach balls, Frisbees, Balloons, Brooms, Skateboards, Roller blades, Skates, Flags on poles of any type, Streamers.



www.newyorkredbulls.com/HUB

MONTCLAIR STATE UNIVERSITY INFORMATION

ATTENDING RED BULLS TRAINING:

On most days, the Red Bulls practice at Montclair State University in Montclair, NJ at their facility located adjacent to Yogi Berra Field. Red Bulls players and coaches are available to members of the media after training. To confirm location and time of a particular training session or for more information, please contact the Red Bulls Communications staff before attending. GPS Address for Montclair State University: 8 Yogi Berra Drive, Little Falls, NJ 07424.

DIRECTIONS TO MONTCLAIR STATE UNIVERSITY:

From New York City: Lincoln Tunnel to New Jersey. Follow signs for Sports Complex/ NJ Turnpike. After approximately one mile, exit on the right to Route 3 West. Follow directions from Route 3 West (see below).

From Route 46 (East): Approaching Rt 3 intersection stay to the right. Take exit for Valley Road Montclair/Paterson. At Stop sign (bottom of exit ramp) make a right turn onto Valley Road heading south. Stay to the right. The entrance to the campus is on the right after the gas station. Go up the hill and straight through a stop sign. The facility is the white building on the right past Yogi Field overlooking the track and past the bus stop.

From Route 46 (West): Take exit for Valley Road Montclair/Paterson. Stay to the right. At Stop sign turn right and make immediate left. Follow U-Turn signs to Montclair. Stay to the right. At Stop sign turn right and make immediate left. Follow U-Turn signs to Montclair. The entrance to the campus is on the right after the gas station. Go up the hill and straight through a stop sign. The facility is the white building on the right past Yogi Field overlooking the track and past the bus stop.

From Route 3 (West): Just before Route 3 West ends and blends on to Route 46 West, stay to right and take the exit for Valley Road Montclair/Paterson. Stay to the right. The entrance to the campus is on the right after the gas station. Go up the hill and straight through a stop sign. The facility is the white building on the right past Yogi Field overlooking the track and past the bus stop.

From the Garden State Parkway North: Exit 153B (left lane) to

Route 3 West follow directions for Route 3 West.

From the Garden State Parkway South: Exit 154 to Route 46 West. Follow directions for Route 46 West.

From the New Jersey Turnpike: Exit 16W to Route 3 West. Follow direction for Route 3 West. (NOTE: Motorists traveling on the Turnpike south of Exit 11 may exit there to Garden State Parkway North to Route 3 West. Then Follow Route 3 West directions.)

From the George Washington Bridge: Route 80 West to Garden State Parkway South. Follow Garden State Parkway South directions.

PUBLIC TRANSPORTATION TO MONTCLAIR STATE UNIVERSITY:

NJ TRANSIT RAIL

From New York City: MIDTOWN DIRECT-Montclair service operates between Montclair Heights Station and Penn Station New York from early morning until late evening, Monday through Friday. Peak period service will also run to and from Hoboken Heights and Newark Broad Street stations, plus you can use either MidTOWN DIRECT-Montclair or Hoboken-bound trains to reach Newark Broad Street Station. Call 1-800-626-RIDE or visit <http://www.njtransit.com> for complete NJ Transit information and schedules.

BUS

From New York City: DeCamp Bus No. 66 leaves from the Port Authority Bus Terminal and drops you off on campus near College Hall. If the bus is not going all the way to campus, get off at Mt. Hebron and Valley roads, turn right (north) on Valley, and walk one block to the Normal Avenue traffic light, then turn left to campus entrance.

From Newark: NJ Transit Bus No. 28 originates at Macy's, Washington and Hill streets, and terminates its run on campus.

From Paterson: NJ Transit Bus No. 705 travels from Main Street and Broadway in Paterson. Or, NJ Transit Bus No. 72 originates at Broadway Terminal, Paterson, and goes to Broad Street, Bloomfield. Change to No. 28 at Bloomfield Center.

From the Oranges: Take One Bus Co. No. 44 to Main and Day streets in Orange. Connect to NJ Transit Bus No. 92 to Glenwood

MSG BROADCAST HOME FOR THE NEW YORK RED BULLS

MSG, a premier sports and entertainment television network, is the official broadcast home for the New York Red Bulls games. MSG is committed to providing tri-state area sports fans with quality soccer programming.

Shep Messing will return as expert analyst for his 10th season and Steve Cangialosi will return for his fifth season as play-by-play announcer. Messing is a New York native and former Cosmos hero with 14 years as a professional player and close to 20 years as a broadcaster. Cangialosi is a veteran sports anchor and reporter for MSG, and a recognizable face and voice among sports fans in the tri-state area. Returning for her fifth season as MSG's Red Bulls host and sideline reporter is experienced sports reporter Tina Cervasio. Eddie Caggianelli serves as MSG's producer for Red Bulls coverage.



STEVE CANGIALOSI
Play-by-Play Announcer

Steve Cangialosi begins his 11th season on the broadcast team for the Red Bulls, and his fifth calling play-by-play alongside Shep Messing. With over 20 years in the broadcasting industry, Cangialosi is a recognizable face and voice among sports fans in the tri-state area, and is a veteran sports anchor and reporter for MSG. He also currently serves as the play-by-play voice of the New Jersey Devils' hockey on MSG.

The New York native and New York University graduate has worked throughout the local broadcast industry for WNEW Radio, ESPN Radio, and New York 1 News. In the soccer arena, Cangialosi's experience includes play-by-play assignments for ESPN International, and he was previously the voice of "La Liga Game of the Week" on World Sport Television's High Definition cablecasts, calling Real Madrid and Barcelona games in the Spanish Primera.

His skill both behind the microphone and on the front lines has earned several badges of honor within his profession. Cangialosi is a three-time winner of the "Outstanding Sportscast Award" handed out by the New York State Broadcasters' Association (1988, 1989, and 1990). In 1997, he was honored with a New York AP Award for "Boxing: A Business on the Ropes" which earned him a nod for "Best Sports Coverage". His "Remembering Joe Dimaggio" TV special earned him a 2000 New York Emmy for "Outstanding Sports Program or Special".



SHEP MESSING
Color Commentator

One of the premier American goalkeepers in the mid-1970's and 1980's, Shep Messing has been applying his expertise as an analyst for the Red Bulls' telecasts on MSG since 2001.

Messing has over 20 years of broadcasting experience, with his career beginning in 1986 calling the action during the World Cup in Mexico. Since then he has called the 2002 World Cup in Korea and the 2006 World Cup in Germany. Additional previous broadcast work also includes hosting the "MSG Soccer Report" on MSG from 2002 to 2006, and serving as an analyst for the MLS MetroStars prior to the team being broadcast on MSG.

In addition to his work with the Red Bulls on MSG, Messing also utilizes his knowledge of the game serving as an analyst for international soccer matches on ESPN, and working as a color analyst for the network's coverage of the World Cup, and most recently Euro 2008. In addition, Messing hosts the weekly show "Extra Time" on MLSNet.com.

Messing started his professional playing days as the netminder for the New York Cosmos, playing along side world-renowned players Pele, Franz Beckenbauer and Georgio Chinaglia. Together, they led the Cosmos to victory in the 1977 Soccer Bowl.

Following his stint with the Cosmos, Messing had the distinct honor of being the first player to sign with the Major Indoor Soccer League when he joined the New York Arrows in 1978. He spent six years with the New York Arrows, where he grabbed virtually every goalkeeping title and helped lead the team to the MISL Championship in each of the League's first four seasons. Messing's stellar collegiate and amateur career also included appearances with the U.S. team in the Pan Am Games (1971) and in the 1972 Olympic Games. In 1993, he was inducted into the New York Sports Hall of Fame.



TINA CERVASIO
Host and Sideline Reporter

Tina Cervasio returns for her fifth season as host and sideline reporter of the Red Bulls telecasts on MSG. An experienced sports reporter, Cervasio also serves as sideline reporter for New York Knicks telecasts on MSG, and contributes feature stories for MSG and MSG Plus.

Prior to working at MSG, Cervasio was the Field Reporter for the Boston Red Sox, on the New England Sports Network (NESN), where she reported live from the field for both the pre and post-game shows as well as from the field during games from 2006 to

2008. Away from the ballpark she produced feature packages and exclusive interviews with players, one of which garnered her a New England Sports Emmy nomination in 2006. Also on NESN, Cervasio served as lead correspondent for "Red Sox Hot Stove," "Red Sox Report" as well as other specials and magazine shows, while also contributing to "NESN Sports Desk."

Before her time with NESN, Cervasio was a sports anchor and reporter on WCBS-TV (New York), covering local professional and college sports. Cervasio first appeared on the national television scene in 2001 on NFL Sunday Ticket as a reporter, co-host and anchor. Cervasio also has a strong background in radio, including work for the 2004 and 2006 Olympic Games on Westwood One Radio. Additional radio assignments for Cervasio include NFL sideline reporting, 20/20 update anchor on WFAN Sports Radio New York, sports anchor on "Imus in the Morning" on MSNBC and WFAN, and traffic and news anchor for the Shadow Broadcasting Networks.

EDDIE CAGGIANELLI
Producer

Eddie Caggianelli is in his 11th season as producer of Red Bulls soccer on MSG.

During the winter, Caggianelli produces college basketball on MSG, including the annual Madison Square Garden Holiday Festival. In addition, he serves as producer for the road pre-game shows for the New York Knicks.

For 14 seasons, Caggianelli served in a variety of roles on MSG's award-winning coverage of Yankees baseball, including associate producer, associate director as well as serving as a co-producer. Previously Caggianelli has also been associate director on Knicks telecasts on MSG, and has also worked on numerous other Madison Square Garden events such as the Millrose Games, The Westminster Kennel Club Dog Show, MSG Boxing, Coors SportsNight, Virginia Slims Tennis, WWF Wrestling and AVP Pro Beach Volleyball.

MAJOR LEAGUE SOCCER

MLS TEAMS 2012

CHICAGO FIRE	157 >
CHIVAS USA	158 >
COLORADO RAPIDS	159 >
COLUMBUS CREW	160 >
FC DALLAS	161 >
D.C. UNITED	162 >
HOUSTON DYNAMO	163 >
LOS ANGELES GALAXY	164 >
MONTREAL IMPACT	165 >

NEW ENGLAND REVOLUTION	166 >
PHILADELPHIA UNION	167 >
PORTLAND TIMBERS	168 >
REAL SALT LAKE	169 >
SAN JOSE EARTHQUAKES	170 >
SEATTLE SOUNDERS FC	171 >
SPORTING KANSAS CITY	172 >
TORONTO FC	173 >
VANCOUVER WHITECAPS FC	174 >

INFORMATION

FINAL 2011	
MLS STANDINGS & LEADERS	175 >
PR CONTACTS	178 >
2012 MLS PLAYER RULES	
AND REGULATIONS SUMMARY	180 >



CHICAGO FIRE

7000 South Harlem Ave.
 Bridgeview, IL 60455
 P: (708) 594-7200
 F: (708) 496-6050
 www.chicago-fire.com

Investor/Operator: Andrew Hauptman/Andell Holdings, Inc.

President: Julian Posada

Vice President of Soccer Operations: Guillermo Petrei

Head Coach: Frank Klopas

Public Relations Contact: Brendan Hannan, (708) 496-6725

Press Box Phone: (708) 496-6891

Home Field: TOYOTA Park (Capacity 20,000)

Home Field Size: 75 x 120 yards

Practice Field: TOYOTA Park, 7000 South Harlem Ave.,
 Bridgeview, IL 60455

Local Television: TBD

Local Radio: TBD

Visiting Hotel: Swissotel, (315) 565-0565

ALL-TIME REGULAR-SEASON SERIES LEADERS:

	RED BULLS		FIRE	
Goals	5	Angel/Guevara	11	Ante Razov
Assists	6	Amado Guevara	6	3 players tied
Shots	44	Juan Pablo Angel	83	Ante Razov
Shots on Goal	24	Juan Pablo Angel	44	Ante Razov
Fouls Committed	40	Amado Guevara	37	Chris Armas
Fouls Suffered	35	Amado Guevara	52	DaMarcus Beasley
Wins	2	3 players tied	13	Zach Thornton
Losses	8	Tim Howard	5	Zach Thornton
Shutouts	2	Conway/Conndoul	6	Zach Thornton
Saves	55	Tim Howard	84	Zach Thornton
Goals Allowed	18	Tim Howard	24	Zach Thornton

ALL-TIME REGULAR-SEASON SERIES GAME HIGHS:

	RED BULLS		FIRE	
Goals	2	3 players tied	3	Chris Rolfe (10/23/08)
Assists	2	Myers/Guevara	3	Williams/Blanco
Shots	9	Juan Pablo Angel (8/8/10)	8	6 players tied
Shots on Goal	6	Juan Pablo Angel (5/24/07)	6	Ante Razov (8/9/03)
Fouls Committed	7	3 players tied	5	Williams/Robinson
Fouls Suffered	6	7 players tied	8	DaMarcus Beasley (twice)
Saves	11	Jonny Walker (8/9/03)	10	Jon Busch (5/24/09)
Goals Allowed	5	Conway/Cepero	4	Zach Thornton (5/27/00)

	RED BULLS				FIRE			
	1	2	OT	TOT.	1	2	OT	TOT.
Goals	23	23	0	46	27	34	2	63
Shots	230	279	1	510	250	307	8	565
Shots on Goal	96	126	1	223	121	145	4	270
Fouls	317	327	6	650	260	271	3	534
Offsides	51	51	0	102	56	63	0	119
Corner Kicks	78	86	0	164	98	111	0	209

GOALS SCORED IN 15-MINUTE INTERVALS:

	1-15	16-30	31-45	46-60	61-75	76-90	OT	TOTAL
NY	9	6	8	4	6	13	0	46
CHI	9	8	10	15	11	8	2	63

NEW YORK RED BULLS VS. CHICAGO FIRE ALL-TIME REGULAR-SEASON RESULTS

New York Red Bulls record: 11-20-9

Home games: 8-9-3 (28 GF, 29 GA) Road games: 3-11-6 (18 GF, 34 GA)

04/17/1998	MET	1 at CHI	0	W	Soldier Field
07/25/1998	MET	3 vs CHI	2	W	Giants Stadium
07/10/1999	MET	0 at CHI	2	L	Soldier Field
09/05/1999	MET	1 vs CHI	2	L	Giants Stadium
05/27/2000	MET	4 vs CHI	1	W	Giants Stadium
08/06/2000	MET	1 at CHI	3	L	Soldier Field
06/30/2001	MET	1 at CHI	3	L	Soldier Field
09/01/2001	MET	0 vs CHI	1	L	Giants Stadium
04/20/2002	MET	0 vs CHI	2	L	Giants Stadium
06/22/2002	MET	1 at CHI	0	W	Cardinal Stadium
07/13/2002	MET	2 vs CHI	3	L (2OT)	Giants Stadium
07/27/2002	MET	0 at CHI	3	L	Cardinal Stadium
06/14/2003	MET	2 vs CHI	3	L	Giants Stadium
06/28/2003	MET	1 at CHI	2	L (OT)	Cardinal Stadium
08/09/2003	MET	1 at CHI	1	T (2OT)	Cardinal Stadium
08/24/2003	MET	1 vs CHI	2	L	Giants Stadium
05/01/2004	MET	0 at CHI	3	L	Soldier Field
05/15/2004	MET	1 vs CHI	1	T	Giants Stadium
07/17/2004	MET	1 at CHI	1	T	Soldier Field
07/24/2004	MET	2 vs CHI	1	W	Giants Stadium
04/22/2005	MET	0 vs CHI	1	L	Giants Stadium
05/14/2005	MET	3 at CHI	0	W	Soldier Field
05/31/2005	MET	2 vs CHI	1	W	Giants Stadium
10/05/2005	MET	2 at CHI	2	T	Soldier Field
05/13/2006	NY	1 vs CHI	1	T	Giants Stadium
06/25/2006	NY	0 at CHI	2	L	Toyota Park
09/03/2006	NY	1 at CHI	2	L	Toyota Park
09/30/2006	NY	1 vs CHI	0	W	Giants Stadium
05/24/2007	NY	3 vs CHI	0	W	Giants Stadium
09/01/2007	NY	1 vs CHI	0	W	Giants Stadium
09/15/2007	NY	2 at CHI	2	T	Toyota Park
05/25/2008	NY	1 vs CHI	5	L	Giants Stadium
09/06/2008	NY	0 at CHI	1	L	Toyota Park
10/23/2008	NY	2 at CHI	5	L	Toyota Park
04/05/2009	NY	0 at CHI	1	L	Toyota Park
05/24/2009	NY	0 vs CHI	1	L	Giants Stadium
03/27/2010	NY	1 vs CHI	0	W	Red Bull Arena
08/08/2010	NY	0 at CHI	0	T	Toyota Park
06/26/2011	NY	1 at CHI	1	T	Toyota Park
08/13/2011	NY	2 vs CHI	2	T	Red Bull Arena

ALL-TIME POST-SEASON RESULTS

09/26/2000	MET	0 at CHI	3	L	Soldier Field
09/30/2000	MET	2 vs CHI	0	W	Giants Stadium
10/06/2000	MET	2 at CHI	3	L	Soldier Field



CHIVAS USA

18400 Avalon Blvd., Suite 500
 Carson, CA 90746
 P: 310-630-4550
 F: 310-630-4551
 cdchivasusa.com

Investor/Operator: Antonio Cue
 General Manager: Jose Domene
 Head Coach: Robin Fraser
 Public Relations Contact: Rodrigo Ochoa, (310) 630-3619
 Press Box Phone: (310) 630-2288
 Home Field: The Home Depot Center (Capacity: 27,000)
 Home Field Size: 75 x 120 yards
 Practice Field: The Home Depot Center
 18400 Avalon Blvd., Carson, CA 90746
 Local Television: TBD
 Local Radio: TBD
 Visiting Team Hotel: Torrance Marriott South Bay
 (310) 316-3636

ALL-TIME REGULAR-SEASON SERIES LEADERS:

	RED BULLS		CHIVAS USA	
Goals	4	Amado Guevara	5	Ante Razov
Assists	3	Youri Djorkaeff	4	Ante Razov
Shots	19	Juan Pablo Angel	21	Ante Razov
Shots on Goal	9	Juan Pablo Angel	13	Ante Razov
Fouls Committed	18	Dane Richards	17	Sacha Kijestan
Fouls Suffered	11	Dane Richards	16	Juan Francisco Palencia
Wins	2	Jon Conway	2	Guzan/Thornton
Losses	3	Bounaoundoul	2	Brad Guzan
Shutouts	2	Tony Meola	3	Brad Guzan
Saves	23	Tony Meola	30	Brad Guzan
Goals Allowed	8	Bounaoundoul	10	Brad Guzan

ALL-TIME REGULAR-SEASON SERIES GAME HIGHS:

	RED BULLS		CHIVAS USA	
Goals	3	Guevara/Jean Philippe	3	Justin Braun (5/15/11)
Assists	2	Youri Djorkaeff (5/20/06)	2	Ante Razov (9/9/07)
Shots	6	Jean Philippe/Angel	7	Juan Pablo Garcia (10/16/05)
Shots on Goal	5	Jean Philippe/Angel	4	Ante Razov (twice)
Fouls Committed	6	Sinisa Ubiparipovic (6/28/08)	4	8 players tied
Fouls Suffered	8	Eddie Gaven (8/21/05)	8	Aniba Harris (6/28/08)
Saves	12	Tony Meola (10/16/05)	6	Brad Guzan (twice)
Goals Allowed	4	Jon Conway (5/20/06)	5	Brad Guzan (5/20/06)

	RED BULLS				CHIVAS USA			
	1	2	OT	TOT.	1	2	OT	TOT.
Goals	7	9	0	16	9	12	0	21
Shots	78	95	0	173	76	97	0	173
Shots on Goal	29	37	0	66	34	52	0	86
Fouls	86	105	0	191	98	92	0	190
Offsides	35	28	0	63	16	28	0	44
Corner Kicks	36	42	0	78	32	35	0	67

GOALS SCORED IN 15-MINUTE INTERVALS:

	1-15	16-30	31-45	46-60	61-75	76-90	OT	TOTAL
NY	1	4	2	2	3	4	0	16
CHV	3	2	4	4	3	5	0	21

NEW YORK RED BULLS VS. CHIVAS USA

ALL-TIME REGULAR-SEASON RESULTS

New York Red Bulls record: 4-5-5

Home games: 3-3-1 (12 GF, 14 GA)

Road games: 1-2-4 (4 GF, 7 GA)

08/21/2005	MET	3 vs CHV	3	T	Giants Stadium
10/16/2005	MET	2 at CHV	0	W	The Home Depot Center
04/29/2006	NY	0 at CHV	0	T	The Home Depot Center
05/20/2006	NY	5 vs CHV	4	W	Giants Stadium
07/26/2007	NY	0 vs CHV	2	L	Giants Stadium
09/09/2007	NY	0 at CHV	3	L	The Home Depot Center
06/05/2008	NY	1 vs CHV	0	W	Giants Stadium
06/28/2008	NY	1 at CHV	1	T	The Home Depot Center
08/15/2009	NY	0 vs CHV	2	L	Giants Stadium
09/26/2009	NY	1 at CHV	1	T	The Home Depot Center
04/10/2010	NY	0 at CHV	2	L	The Home Depot Center
06/05/2010	NY	1 vs CHV	0	W	Red Bull Arena
05/15/2011	NY	2 vs CHV	3	L	Red Bull Arena
07/16/2011	NY	0 at CHV	0	T	The Home Depot Center



COLORADO RAPIDS

Dick's Sporting Goods Park
6000 Victory Way
Commerce City, CO 80022
P: (303) 272-3500
www.ColoradoRapids.com

Investor/Operator: Stan Kroenke; Kroenke Sports Enterprises

President: Tim Hinchey

Technical Director: Paul Bravo

Head Coach: Oscar Pareja

Public Relations Contact: David Lindholm, (303) 727-3503

Press Box Phone: (303) 727-3555

Home Field: Dick's Sporting Goods Park

Home Field Size: 120 x 75 yards

Practice Field: Dick's Sporting Goods Park Auxiliary Fields,
 6000 Victory Way, Commerce City, CO 80022

Local Television: Altitude Sports and Entertainment

Local Radio: Mile High Sports Radio (English),
 ESPN Deportes (Spanish)

Visiting Team Hotel: Denver Marriott City Center,
 (800) 228-9290

ALL-TIME REGULAR-SEASON SERIES LEADERS:

	RED BULLS		RAPIDS	
Goals	6	Giovanni Savarese	5	Conor Casey
Assists	5	Tab Ramos	3	3 players tied
Shots	35	Amado Guevara	37	Chris Henderson
Shots on Goal	14	Giovanni Savarese	15	Chris Henderson
Fouls Committed	22	Giovanni Savarese	30	Chris Henderson
Fouls Suffered	24	Tab Ramos	22	Chris Henderson
Wins	6	Tim Howard	5	Marcus Hahnemann
Losses	4	Conway/Meola	2	5 players tied
Shutouts	2	Howard/Meola	4	Marcus Hahnemann
Saves	50	Tim Howard	34	Marcus Hahnemann
Goals Allowed	14	Jon Conway	9	Hahnemann/Pickens

ALL-TIME REGULAR-SEASON SERIES GAME HIGHS:

	RED BULLS		RAPIDS	
Goals	3	Savarese/Guevara	3	3 Casey/Nyassi
Assists	2	5 players tied	2	Paul Bravo (6/13/97)
Shots	9	Savarese/Mathis	7	Bartlett/Spencer
Shots on Goal	7	Giovanni Savarese (8/18/98)	4	Spencer/Casey
Fouls Committed	7	Savarese/Hernandez	7	Chris Henderson (8/15/97)
Fouls Suffered	8	Donadoni/Chung	6	Vermes/Bravo
Saves	9	Tony Meola (8/15/97)	10	Marcus Hahnemann (8/18/98)
Goals Allowed	5	Jon Conway (9/27/08)	5	David Kramer (8/20/00)

	RED BULLS				RAPIDS			
	1	2	OT	TOT.	1	2	OT	TOT.
Goals	27	26	0	53	23	31	0	54
Shots	226	245	2	473	254	267	3	524
Shots on Goal	110	103	0	213	104	118	2	224
Fouls	225	264	2	491	270	242	2	514
Offsides	67	67	0	134	55	47	1	103
Corner Kicks	82	91	2	175	86	96	0	182

GOALS SCORED IN 15-MINUTE INTERVALS:

	1-15	16-30	31-45	46-60	61-75	76-90	OT	TOTAL
NY	6	12	9	13	8	5	0	53
COL	8	8	7	8	9	14	0	54

NEW YORK RED BULLS VS. COLORADO RAPIDS

ALL-TIME REGULAR-SEASON RESULTS

New York Red Bulls record: 14-16-5

Home games: 8-7-2 (35 GF, 27 GA)

Road games: 6-9-3 (18 GF, 27 GA)

05/16/1996	MET	3 vs COL	0	W	Giants Stadium
07/04/1996	MET	1 at COL	2	L	Mile High Stadium
08/11/1996	MET	2 at COL	0	W	Mile High Stadium
06/13/1997	MET	1 vs COL	3	L	Giants Stadium
07/13/1997	MET	4 vs COL	1	W	Giants Stadium
08/15/1997	MET	0 at COL	2	L	Mile High Stadium
07/04/1998	MET	0 at COL	1	L	Mile High Stadium
08/18/1998	MET	4 vs COL	1	W	Giants Stadium
05/22/1999	MET	0 at COL	2	L	Mile High Stadium
06/12/1999	MET	0 vs COL	1	L	Giants Stadium
06/24/2000	MET	3 at COL	1	W	Mile High Stadium
08/20/2000	MET	5 vs COL	3	W	Giants Stadium
04/14/2001	MET	1 at COL	1	T	(20T)
05/16/2001	MET	1 vs COL	0	W	Giants Stadium
04/13/2002	MET	2 at COL	1	W	Invesco Field at Mile High
06/26/2002	MET	0 vs COL	1	L	Giants Stadium
05/03/2003	MET	2 vs COL	1	W	Giants Stadium
05/17/2003	MET	2 at COL	0	W	Invesco Field at Mile High
07/26/2003	MET	0 at COL	1	L	Invesco Field at Mile High
06/30/2004	MET	2 vs COL	3	L	Giants Stadium
08/21/2004	MET	0 at COL	1	L	Invesco Field at Mile High
04/30/2005	MET	3 at COL	1	W	Invesco Field at Mile High
07/16/2005	MET	1 vs COL	1	T	Giants Stadium
07/14/2006	NY	1 vs COL	0	W	Giants Stadium
10/07/2006	NY	1 at COL	1	T	Invesco Field at Mile High
05/13/2007	NY	0 vs COL	1	L	Giants Stadium
07/08/2007	NY	1 at COL	0	W	Dick's Sporting Goods Park
07/04/2008	NY	0 at COL	4	L	Dick's Sporting Goods Park
09/27/2008	NY	4 vs COL	5	L	Giants Stadium
05/30/2009	NY	2 vs COL	3	L	Giants Stadium
07/25/2009	NY	0 at COL	4	L	Dick's Sporting Goods Park
07/04/2010	NY	1 at COL	1	T	Dick's Sporting Goods Park
09/11/2010	NY	3 vs COL	1	W	Red Bull Arena
05/25/2011	NY	2 vs COL	2	T	Red Bull Arena
07/20/2011	NY	1 at COL	4	L	Dick's Sporting Goods Park



COLUMBUS CREW

One Black & Gold Blvd.
Columbus, Ohio 43211
P: (614) 447-2739
F: (614) 447-4109
www.thecrew.com

Investor/Operator: The Hunt Family and a group of local investors

President & General Manager: Mark McCullers

Technical Director: Brian Bliss

Head Coach: Robert Warzycha

Public Relations Contact: Dave Stephany, (614) 447-4190

Press Box Phone: (614) 447-4289

Home Field: Columbus Crew Stadium (Capacity: 20,145)

Home Field Size: 115 x 75 yards

Practice Field: Crew Training Center at Obetz,
4153 Alum Creek Dr., Obetz, Ohio 43207

Local Television: TBD

Local Radio: 610 WTVN (English),
WVKK-FM La Mega 103.1 (Spanish)

Visiting Team Hotel: TBD

ALL-TIME REGULAR-SEASON SERIES LEADERS:

	RED BULLS		CREW	
Goals	6	John Wolyniec	8	Brian McBride
Assists	4	3 players tied	8	Robert Warzycha
Shots	34	Youri Djorkaeff	62	Jeff Cunningham
Shots on Goal	15	Guevara/Magee	30	Jeff Cunningham
Fouls Committed	31	Seth Stammer	49	Brian Maisonneuve
Fouls Suffered	30	Tab Ramos	58	Brian McBride
Wins	6	Tony Meola	5	William Hesmer
Losses	8	Tony Meola	3	3 players tied
Shutouts	4	Conway/Meola	3	Friedel/Hesmer
Saves	70	Tony Meola	49	Jon Busch
Goals Allowed	18	Tony Meola	11	Jon Busch

ALL-TIME REGULAR-SEASON SERIES GAME HIGHS:

	RED BULLS		CREW	
Goals	2	5 players tied	4	Edson Buddle (9/18/04)
Assists	2	4 players tied	3	Robert Warzycha (8/18/99)
Shots	9	Youri Djorkaeff (twice)	10	Jeff Cunningham (5/31/03)
Shots on Goal	4	5 players tied	6	Cunningham/Buddle
Fouls Committed	7	Antony De Avila (9/18/96)	7	Iribarren/Maisonneuve
Fouls Suffered	9	Andy Williams (7/31/02)	8	Jeff Cunningham (3/27/02)
Saves	8	4 players tied	12	Jon Busch (8/29/04)
Goals Allowed	4	3 players tied	4	Winner/Gruenebaum

	RED BULLS				CREW			
	1	2	OT	TOT.	1	2	OT	TOT.
Goals	23	43	2	68	29	33	0	62
Shots	334	408	9	751	330	373	5	708
Shots on Goal	129	163	7	299	143	148	3	294
Fouls	396	402	5	803	376	370	6	752
Offsides	62	53	0	115	99	107	1	207
Corner Kicks	113	122	4	239	125	156	2	283

GOALS SCORED IN 15-MINUTE INTERVALS:

	1-15	16-30	31-45	46-60	61-75	76-90	OT	TOTAL
NY	9	6	8	13	11	19	2	68
CLB	8	10	11	8	13	12	0	62

NY RED BULLS VS. COLUMBUS CREW ALL-TIME REGULAR-SEASON RESULTS

New York Red Bulls record: 22-23-7

Home games: 13-9-4 (35 GF, 26 GA) Road games: 9-14-3 (33 GF, 36 GA)

04/27/1996	MET	0 vs CLB	2	L	Giants Stadium
06/30/1996	MET	4 at CLB	0	W	Ohio Stadium
09/15/1996	MET	0 at CLB	2	L	Ohio Stadium
09/18/1996	MET	1 vs CLB	0	W	Giants Stadium
04/26/1997	MET	2 vs CLB	1	W	Giants Stadium
05/11/1997	MET	0 at CLB	3	L	Ohio Stadium
06/21/1997	MET	1 at CLB	2	L	Ohio Stadium
09/25/1997	MET	0 vs CLB	1	L	Giants Stadium
06/20/1998	MET	1 at CLB	2	L	Ohio Stadium
07/19/1998	MET	3 vs CLB	0	W	Giants Stadium
08/12/1998	MET	3 vs CLB	1	W	Giants Stadium
09/06/1998	MET	3 at CLB	4	L	Ohio Stadium
03/28/1999	MET	1 vs CLB	0	W	Giants Stadium
06/26/1999	MET	1 at CLB	2	L	Columbus Crew Stadium
08/18/1999	MET	2 vs CLB	4	L	Giants Stadium
09/12/1999	MET	2 at CLB	1	W	Columbus Crew Stadium
04/15/2000	MET	0 vs CLB	1	L	Giants Stadium
05/06/2000	MET	2 at CLB	0	W	Columbus Crew Stadium
07/18/2001	MET	1 at CLB	2	L	Columbus Crew Stadium
08/19/2001	MET	0 vs CLB	1	L	Giants Stadium
03/27/2002	MET	0 vs CLB	1	L	Giants Stadium
04/06/2002	MET	2 at CLB	1	W (2OT)	Columbus Crew Stadium
07/06/2002	MET	3 at CLB	2	W	Columbus Crew Stadium
07/31/2002	MET	2 vs CLB	3	L	Giants Stadium
04/12/2003	MET	0 vs CLB	1	L	Giants Stadium
04/26/2003	MET	1 at CLB	0	W	Columbus Crew Stadium
05/31/2003	MET	1 at CLB	1	T (2OT)	Columbus Crew Stadium
09/20/2003	MET	1 vs CLB	0	W (2OT)	Giants Stadium
04/03/2004	MET	3 at CLB	1	W	Columbus Crew Stadium
08/29/2004	MET	1 vs CLB	1	T	Giants Stadium
09/18/2004	MET	2 at CLB	4	L	Columbus Crew Stadium
10/09/2004	MET	1 vs CLB	1	T	Giants Stadium
05/28/2005	MET	3 at CLB	0	W	Columbus Crew Stadium
06/18/2005	MET	3 vs CLB	2	W	Giants Stadium
07/20/2005	MET	0 at CLB	1	L	Columbus Crew Stadium
08/14/2005	MET	2 vs CLB	1	W	Giants Stadium
06/28/2006	NY	0 vs CLB	0	T	Giants Stadium
07/19/2006	NY	2 at CLB	0	W	Columbus Crew Stadium
08/19/2006	NY	0 at CLB	1	L	Columbus Crew Stadium
09/16/2006	NY	1 vs CLB	0	W	Giants Stadium
04/07/2007	NY	0 at CLB	0	T	Columbus Crew Stadium
05/19/2007	NY	4 vs CLB	0	W	Giants Stadium
06/30/2007	NY	0 at CLB	1	L	Columbus Crew Stadium
04/05/2008	NY	2 vs CLB	0	W	Giants Stadium
09/18/2008	NY	1 at CLB	3	L	Columbus Crew Stadium
10/18/2008	NY	3 vs CLB	1	W	Giants Stadium
06/27/2009	NY	0 at CLB	1	L	Columbus Crew Stadium
08/30/2009	NY	1 vs CLB	0	W	Giants Stadium
05/20/2010	NY	1 vs CLB	3	L	Red Bull Arena
07/17/2010	NY	0 at CLB	2	L	Columbus Crew Stadium
03/26/2011	NY	0 at CLB	0	T	Columbus Crew Stadium
06/04/2011	NY	1 vs CLB	1	T	Red Bull Arena

ALL-TIME POST-SEASON RESULTS

09/30/1998	MET	3 at CLB	5	L	Ohio Stadium
10/03/1998	MET	1 vs CLB	1	SOL	Giants Stadium
11/23/2008	NY	1 at CLB	3	L	The Home Depot Center



FC DALLAS

FC Dallas Stadium
9200 World Cup Way, Suite 202
Frisco, Texas 75033
P: 469-365-0000
F: 214-705-6799
www.FCDallas.com

Investor/Operator: Hunt Sports Group
President and CEO: Doug Quinn
Head Coach: Schellas Hyndman

Public Relations Contact: Leigh Anne Gullett, (469) 365-0054

Press Box Phone: 210-259-7865, 570-764-0294

Home Field: FC Dallas Stadium (Capacity: 20,500)

Home Field Size: 117 x 74 yards

Practice Facility: adidas Field, Pizza Hut Park,
 9200 World Cup Way, Suite 202, Frisco, Texas 75033

Local Television: Fox Sports Southwest, TXA 21

Local Radio: Univision 1270 AM (Spanish)

Visiting Team Hotel: Embassy Suites
 (972) 712-7200

ALL-TIME REGULAR-SEASON SERIES LEADERS:

	RED BULLS		FC DALLAS	
Goals	10	Clint Mathis	11	Jason Kreis
Assists	4	Alex Comas	7	Oscar Pareja
Shots	40	Clint Mathis	69	Jason Kreis
Shots on Goal	21	Clint Mathis	33	Jason Kreis
Fouls Committed	19	Petke/Stammler	39	Jason Kreis
Fouls Suffered	32	Tab Ramos	41	Jason Kreis
Wins	5	Howard/Meola	6	Matt Jordan
Losses	5	Tony Meola	4	Dodd/Jordan
Shutouts	2	Meola/Walker	3	Dodd/Jordan
Saves	48	Tim Howard	37	Mark Dodd
Goals Allowed	19	Tim Howard	17	Matt Jordan

ALL-TIME REGULAR-SEASON SERIES GAME HIGHS:

	RED BULLS		FC DALLAS	
Goals	5	Clint Mathis (8/26/00)	2	6 players tied
Assists	3	Alex Comas (8/26/00)	3	Antonio Martinez (8/11/01)
Shots	8	Clint Mathis (4/15/07)	8	Maicon Santos (9/17/11)
Shots on Goal	5	Clint Mathis (8/26/00)	5	Ronald Cerritos (9/5/02)
Fouls Committed	7	Petter Villegas (7/5/00)	7	Eddie Johnson (8/15/04)
Fouls Suffered	7	Jose Galvan (5/24/03)	7	Jason Kreis (7/10/96)
Saves	8	Tim Howard (9/5/02)	8	Mark Dodd (8/23/97)
Goals Allowed	5	Mike Ammann (6/5/99)	6	Matt Jordan (8/26/00)

	RED BULLS				FC DALLAS			
	1	2	OT	TOT.	1	2	OT	TOT.
Goals	21	32	1	54	25	34	0	59
Shots	223	298	6	527	215	291	0	506
Shots on Goal	88	124	4	216	103	127	0	230
Fouls	268	259	4	531	267	268	2	537
Offsides	55	47	0	102	74	68	0	142
Corner Kicks	97	92	2	191	64	97	1	162

GOALS SCORED IN 15-MINUTE INTERVALS:

	1-15	16-30	31-45	46-60	61-75	76-90	OT	TOTAL
NY	5	6	10	11	6	15	1	54
DAL	6	8	11	7	15	12	0	59

NEW YORK RED BULLS VS. FC DALLAS ALL-TIME REGULAR-SEASON RESULTS

New York Red Bulls record: 18-16-4

Home games: 10-8-2 (29 GF, 30 GA)

Road games: 8-8-2 (25 GF, 29 GA)

06/02/1996	MET	1 at DAL	0	W	Cotton Bowl
06/19/1996	MET	0 vs DAL	0	SOW	Giants Stadium
07/10/1996	MET	3 vs DAL	2	W	Giants Stadium
06/15/1997	MET	1 at DAL	3	L	Cotton Bowl
08/23/1997	MET	2 at DAL	1	W	Cotton Bowl
09/16/1997	MET	0 vs DAL	1	L	Giants Stadium
05/06/1998	MET	0 vs DAL	1	L	Giants Stadium
08/29/1998	MET	0 at DAL	2	L	Cotton Bowl
06/05/1999	MET	2 vs DAL	5	L	Giants Stadium
08/04/1999	MET	0 at DAL	2	L	Cotton Bowl
07/05/2000	MET	2 vs DAL	1	W	Giants Stadium
08/26/2000	MET	6 at DAL	4	W	Cotton Bowl
04/28/2001	MET	3 vs DAL	2	W	Giants Stadium
08/11/2001	MET	0 at DAL	3	L	Cotton Bowl
05/04/2002	MET	1 vs DAL	2	L	Giants Stadium
07/04/2002	MET	0 at DAL	2	L	Cotton Bowl
08/17/2002	MET	1 vs DAL	3	L	Giants Stadium
09/05/2002	MET	3 at DAL	1	W	Cotton Bowl
05/24/2003	MET	2 vs DAL	1	W	Giants Stadium
07/19/2003	MET	2 at DAL	1	W (OT)	Dragon Stadium
10/11/2003	MET	0 vs DAL	0	T (2OT)	Giants Stadium
06/05/2004	MET	0 vs DAL	2	L	Giants Stadium
08/15/2004	MET	0 vs DAL	1	L	Giants Stadium
09/25/2004	MET	2 at DAL	0	W	Cotton Bowl
07/27/2005	MET	3 vs DAL	2	W	Giants Stadium
08/06/2005	MET	2 at DAL	2	T	Pizza Hut Park
05/24/2006	NY	1 vs DAL	2	L	Giants Stadium
07/08/2006	NY	1 at DAL	2	L	Pizza Hut Park
04/15/2007	NY	3 vs DAL	0	W	Giants Stadium
04/26/2007	NY	1 at DAL	0	W	Pizza Hut Park
04/12/2008	NY	0 at DAL	2	L	Pizza Hut Park
06/21/2008	NY	1 vs DAL	0	W	Giants Stadium
07/04/2009	NY	1 at DAL	2	L	Pizza Hut Park
08/23/2009	NY	3 vs DAL	2	W	Giants Stadium
04/17/2010	NY	2 vs DAL	1	W	Red Bull Arena
09/16/2010	NY	2 at DAL	2	T	Pizza Hut Park
07/23/2011	NY	2 vs DAL	2	T	Red Bull Arena
09/17/2011	NY	1 at DAL	0	W	Pizza Hut Park

ALL-TIME POST-SEASON RESULTS

09/15/2000	MET	2 vs DAL	1	W (2OT)	Giants Stadium
09/20/2000	MET	2 at DAL	1	W	Cotton Bowl
10/26/2011	NY	2 at DAL	0	W	Pizza Hut Park



D.C. UNITED

RFK Stadium
2400 East Capitol St. SE
Washington, DC 20003
P: 202-587-5000
F: 202-587-5400
dcunited.com

Investor/Operator: William H.C. Chang

President & CEO: Kevin Payne

General Manager: Dave Kasper

Head Coach: Ben Olsen

Public Relations Contact: Kyle Sheldon, (202) 587-5450

Press Box Phone: (202) 547-0927

Home Field: RFK Stadium (MLS Capacity: 19,647)

Home Field Size: 72 x 110 yards

Practice Field: RFK Stadium Training Fields,
 2400 East Capitol St. SE, Washington, D.C. 20003

Local Television: Comcast SportsNet

Local Radio: La Nueva (Spanish)

Visiting Team Hotel: Renaissance Washington,
 (202)775-0800

ALL-TIME REGULAR-SEASON SERIES LEADERS:

	RED BULLS		UNITED	
Goals	6	Angel/Savarese	24	Jaime Moreno
Assists	6	Guevara/Ramos	18	Jaime Moreno
Shots	34	Juan Pablo Angel	92	Jaime Moreno
Shots on Goal	17	Juan Pablo Angel	54	Jaime Moreno
Fouls Committed	29	Amado Guevara	57	Ben Olsen
Fouls Suffered	48	Tab Ramos	86	Ben Olsen
Wins	6	Tim Howard	8	Nick Rimando
Losses	11	Tony Meola	4	Nick Rimando
Shutouts	3	Bounaoundoul	4	Nick Rimando
Saves	98	Tony Meola	38	Nick Rimando
Goals Allowed	42	Tony Meola	14	Troy Perkins

ALL-TIME REGULAR-SEASON SERIES GAME HIGHS:

	RED BULLS		UNITED	
Goals	2	6 players tied	3	Olsen/Emilio
Assists	2	4 players tied	2	16 players tied
Shots	7	Antony De Avila (4/5/97)	8	Harkes/Lassiter
Shots on Goal	4	4 players tied	5	Harkes/Moreno
Fouls Committed	7	Rhett Harty (8/21/96)	7	Ivanov/Gomez
Fouls Suffered	7	5 players tied	8	3 players tied
Saves	15	Tony Meola (4/5/97)	9	Jeff Causey (4/19/97)
Goals Allowed	6	Jonny Walker (7/3/04)	4	3 players tied

	RED BULLS				UNITED			
	1	2	OT	TOT.	1	2	OT	TOT.
Goals	39	40	2	81	46	61	1	108
Shots	270	377	5	652	402	396	9	807
Shots on Goal	122	163	4	289	189	194	3	386
Fouls	457	393	4	854	467	454	5	926
Offsides	91	96	3	190	109	106	1	216
Corner Kicks	102	138	1	241	173	168	3	344

GOALS SCORED IN 15-MINUTE INTERVALS:

	1-15	16-30	31-45	46-60	61-75	76-90	OT	TOTAL
NY	11	19	9	11	13	16	2	81
DC	14	14	18	18	20	23	1	108

ALL-TIME POST-SEASON RESULTS

09/24/1996	MET	2 vs DC	2	SOW	Giants Stadium
09/27/1996	MET	0 at DC	1	L	RFK Stadium
10/02/1996	MET	1 at DC	2	L	RFK Stadium
10/23/2004	MET	0 vs DC	2	L	Giants Stadium
10/30/2004	MET	0 at DC	2	L	RFK Stadium
10/21/2006	NY	0 vs DC	1	L	Giants Stadium
10/29/2006	NY	1 at DC	1	T	RFK Stadium

NEW YORK RED BULLS VS. D.C. UNITED ALL-TIME REGULAR-SEASON RESULTS

New York Red Bulls record: 19-30-7

Home games: 10-13-4 (35 GF, 47 GA) Road games: 9-17-3 (46 GF, 61 GA)

Date	Home	Score	Location
05/12/1996	MET	1 at DC	1 SOW RFK Stadium
05/30/1996	MET	1 vs DC	2 L Giants Stadium
08/21/1996	MET	2 vs DC	3 L Giants Stadium
09/06/1996	MET	2 at DC	1 W RFK Stadium
04/05/1997	MET	1 at DC	2 L RFK Stadium
04/19/1997	MET	1 vs DC	2 L Giants Stadium
07/27/1997	MET	2 vs DC	1 W Giants Stadium
09/28/1997	MET	3 at DC	1 W RFK Stadium
05/09/1998	MET	0 at DC	2 L RFK Stadium
05/16/1998	MET	4 vs DC	3 W Giants Stadium
08/22/1998	MET	1 at DC	2 L RFK Stadium
09/16/1998	MET	0 vs DC	5 L Giants Stadium
04/03/1999	MET	0 vs DC	1 L Giants Stadium
05/08/1999	MET	1 at DC	2 L RFK Stadium
08/11/1999	MET	1 vs DC	4 L Giants Stadium
09/18/1999	MET	1 at DC	1 SOL RFK Stadium
04/01/2000	MET	3 vs DC	2 W Giants Stadium
04/22/2000	MET	3 at DC	2 W (OT) RFK Stadium
06/21/2000	MET	2 vs DC	2 T (2OT) Giants Stadium
08/02/2000	MET	2 at DC	3 L (2OT) RFK Stadium
05/05/2001	MET	3 vs DC	2 W Giants Stadium
06/13/2001	MET	1 at DC	2 L RFK Stadium
07/21/2001	MET	2 vs DC	1 W Giants Stadium
08/15/2001	MET	2 at DC	1 W RFK Stadium
05/18/2002	MET	2 at DC	4 L RFK Stadium
08/25/2002	MET	1 vs DC	0 W Giants Stadium
09/12/2002	MET	0 vs DC	1 L Giants Stadium
09/14/2002	MET	1 at DC	2 L RFK Stadium
05/10/2003	MET	1 vs DC	0 W Giants Stadium
07/05/2003	MET	3 at DC	2 W (2OT) RFK Stadium
09/25/2003	MET	0 vs DC	2 L Giants Stadium
09/28/2003	MET	1 at DC	1 T (2OT) RFK Stadium
04/17/2004	MET	3 vs DC	2 W Giants Stadium
07/03/2004	MET	2 at DC	6 L RFK Stadium
10/02/2004	MET	0 vs DC	1 L Giants Stadium
10/17/2004	MET	2 at DC	3 L RFK Stadium
06/12/2005	MET	0 vs DC	0 T Giants Stadium
08/10/2005	MET	0 at DC	3 L RFK Stadium
10/01/2005	MET	1 vs DC	4 L Giants Stadium
10/08/2005	MET	2 at DC	1 W RFK Stadium
04/02/2006	NY	2 at DC	2 T RFK Stadium
04/22/2006	NY	1 vs DC	4 L Giants Stadium
08/16/2006	NY	0 vs DC	0 T Giants Stadium
09/23/2006	NY	3 at DC	4 L RFK Stadium
06/10/2007	NY	2 at DC	4 L RFK Stadium
07/22/2007	NY	1 vs DC	0 W Giants Stadium
08/22/2007	NY	1 at DC	3 L RFK Stadium
06/14/2008	NY	1 at DC	4 L RFK Stadium
08/10/2008	NY	4 vs DC	1 W Giants Stadium
08/30/2008	NY	0 at DC	0 T RFK Stadium
04/26/2009	NY	2 vs DC	3 L Giants Stadium
06/04/2009	NY	0 at DC	2 L RFK Stadium
05/01/2010	NY	2 at DC	0 W RFK Stadium
07/10/2010	NY	0 vs DC	0 T Red Bull Arena
04/21/2011	NY	4 at DC	0 W RFK Stadium
07/09/2011	NY	0 vs DC	1 L Red Bull Arena



HOUSTON DYNAMO

1001 Avenida de las Americas, Suite 200
Houston, TX 77010
P: (713) 276-7500
www.HoustonDynamo.com

Investor/Operators: AEG, Brener International Group,
Golden Boy Promotions

President, Business Operations: Chris Canetti

Head Coach: Dominic Kinnear

Public Relations Contact: Lester Grestch, (713) 276-7522

Press Box Phone: TBD

Home Field: BBVA Compass Stadium (Capacity: 22,000)

Home Field Size: 115 x 75 yards

Practice Field: Houston Amateur Sports Park,
12131 Kirby Dr. Houston, TX 77045

Local Television: KPRC, Fox Sports Houston (English);
MultiMedios 43 (Spanish)

Local Radio: SportsTalk 790 AM (English);
La Rancera 850 AM (Spanish)

Visiting Team Hotel: Hyatt Regency Downtown,
(713) 654-1234

ALL-TIME REGULAR-SEASON SERIES LEADERS:

	RED BULLS	DYNAMO
Goals	4 Juan Pablo Angel	3 Brian Ching
Assists	2 Thierry Henry	3 Stuart Holden
Shots	12 Juan Pablo Angel	21 Brad Davis
Shots on Goal	7 Juan Pablo Angel	8 Brian Ching
Fouls Committed	17 Seth Stammers	14 Ricardo Clark
Fouls Suffered	11 John Wolyniec	17 Ching/Davis
Wins	1 3 players tied	1 Caig/Onstad
Losses	1 Conway/Waterreus	3 Pat Onstad
Shutouts	1 Conway/Waterreus	2 Pat Onstad
Saves	16 Jon Conway	23 Pat Onstad
Goals Allowed	4 Ronald Waterreus	9 Pat Onstad

ALL-TIME REGULAR-SEASON SERIES GAME HIGHS:

	RED BULLS	DYNAMO
Goals	2 Juan Pablo Angel (7/31/10)	2 Joseph Ngwenya (7/5/07)
Assists	2 Thierry Henry (7/31/10)	2 Stuart Holden (7/5/07)
Shots	6 Juan Pablo Angel (6/2/10)	6 Brad Davis (6/2/10)
Shots on Goal	3 4 players tied	3 Ching/Davis
Fouls Committed	6 Dane Richards (5/31/08)	5 Ricardo Clark (5/16/09)
Fouls Suffered	6 Peguero Jean Philippe (6/10/06)	6 Moreno/Robinson
Saves	7 Jon Conway (5/16/09)	8 Tally Hall (4/2/11)
Goals Allowed	4 Ronald Waterreus (7/5/07)	3 Pat Onstad (8/24/08)

	RED BULLS				DYNAMO			
	1	2	OT	TOT.	1	2	OT	TOT.
Goals	6	8	0	14	5	9	0	14
Shots	68	70	0	138	64	71	0	135
Shots on Goal	30	26	0	56	20	36	0	56
Fouls	86	91	0	177	80	69	0	149
Offsides	9	14	0	23	30	25	0	55
Corner Kicks	26	31	0	57	31	28	0	59

GOALS SCORED IN 15-MINUTE INTERVALS:

	1-15	16-30	31-45	46-60	61-75	76-90	OT	TOTAL
NY	5	1	0	4	1	3	0	14
HOU	1	3	1	2	3	4	0	14

NEW YORK RED BULLS VS. HOUSTON DYNAMO

ALL-TIME REGULAR-SEASON RESULTS

New York Red Bulls record: 3-2-7

Home games: 3-0-3 (9 GF, 4 GA)

Road games: 0-2-4 (5 GF, 10 GA)

06/10/2006	NY	1 vs HOU	1	T	Giants Stadium
07/29/2006	NY	1 at HOU	1	T	Robertson Stadium
04/21/2007	NY	1 vs HOU	0	W	Giants Stadium
07/05/2007	NY	0 at HOU	4	L	Robertson Stadium
05/31/2008	NY	0 at HOU	1	L	Robertson Stadium
08/24/2008	NY	3 vs HOU	0	W	Giants Stadium
04/11/2009	NY	0 at HOU	0	T	Robertson Stadium
05/16/2009	NY	1 vs HOU	1	T	Giants Stadium
06/02/2010	NY	2 vs HOU	1	W	Red Bull Arena
07/31/2010	NY	2 at HOU	2	T	Robertson Stadium
04/02/2011	NY	1 vs HOU	1	T	Red Bull Arena
05/21/2011	NY	2 at HOU	2	T	Robertson Stadium

ALL-TIME POST-SEASON RESULTS

11/01/2008	NY	1 vs HOU	1	T	Giants Stadium
11/09/2008	NY	3 at HOU	0	W	Robertson Stadium



LOS ANGELES GALAXY

18400 Avalon Blvd.
Suite 200
Carson, CA 90746
P: 310-630-2200
F: 310-630-2250
www.lagalaxy.com

Investor/Operator: AEG

Chief Operating Officer, AEG: Chris McGowan

General Manager and Head Coach: Bruce Arena

Public Relations Contact: Justin Pearson, (310) 630-2216

Press Box Phone: (310) 630-2288

Home Field: The Home Depot Center (Capacity: 27,000)

Home Field Size: 120 x 75 yards

Practice Field: The Home Depot Center,
18400 Avalon Blvd., Carson, CA 90746

Local Television: Time Warner Cable Sports Net/KDOC-TV (English),
Time Warner Cable Deportes/KWHY-TV Channel 22 (Spanish)

Local Radio: AM 570/KTLK 1150 AM (English), ESPN Deportes
KWKW 1330 AM (Spanish)

Visiting Team Hotel: Torrance Marriott South Bay,
(310) 316-3636

ALL-TIME REGULAR-SEASON SERIES LEADERS:

	RED BULLS		GALAXY	
Goals	6	Juan Pablo Angel	7	Cobi Jones
Assists	4	Amado Guevara	10	Cobi Jones
Shots	35	Juan Pablo Angel	43	Cobi Jones
Shots on Goal	21	Juan Pablo Angel	23	Cobi Jones
Fouls Committed	21	Mike Magee	26	Cienfuegos/Jones
Fouls Suffered	21	Tab Ramos	43	Cobi Jones
Wins	4	Tony Meola	8	Kevin Hartman
Losses	7	Tony Meola	8	Kevin Hartman
Shutouts	2	3 players tied	5	Kevin Hartman
Saves	45	Tony Meola	78	Kevin Hartman
Goals Allowed	23	Tony Meola	30	Kevin Hartman

ALL-TIME REGULAR-SEASON SERIES GAME HIGHS:

	RED BULLS		GALAXY	
Goals	4	Mamadou Diallo (6/15/02)	3	Hurtado/Ruiz
Assists	3	Andy Williams (6/15/02)	3	Greg Vanney (8/21/99)
Shots	9	Juan Pablo Angel (8/18/07)	8	Cobi Jones (4/19/03)
Shots on Goal	6	3 players tied	4	5 players tied
Fouls Committed	6	Alvarez/Magee	5	13 players tied
Fouls Suffered	7	Mamadou Diallo (6/15/02)	7	Marcelo Saragosa (6/23/04)
Saves	9	Mike Ammann (6/3/00)	10	Hartman/Cannon
Goals Allowed	4	4 players tied	5	Hartman/Cannon

	RED BULLS				GALAXY			
	1	2	OT	TOT.	1	2	OT	TOT.
Goals	26	28	0	54	29	24	0	53
Shots	221	260	1	482	219	251	5	475
Shots on Goal	100	116	0	216	97	102	2	201
Fouls	248	258	4	510	248	283	3	534
Offsides	61	68	0	129	57	63	0	120
Corner Kicks	65	86	0	151	72	107	1	180

GOALS SCORED IN 15-MINUTE INTERVALS:

	1-15	16-30	31-45	46-60	61-75	76-90	OT	TOTAL
NY	4	8	14	11	9	8	0	54
LA	13	9	7	6	6	12	0	53

NEW YORK RED BULLS VS. LOS ANGELES GALAXY

ALL-TIME REGULAR-SEASON RESULTS

New York Red Bulls record: 16-15-6

Home games: 11-7-2 (33 GF, 27 GA) Road games: 5-8-4 (21 GF, 26 GA)

04/13/1996	MET	1 at LA	2	L	Rose Bowl
06/09/1996	MET	0 vs LA	4	L	Giants Stadium
07/21/1996	MET	0 at LA	3	L	Rose Bowl
09/10/1996	MET	3 vs LA	1	W	Giants Stadium
05/04/1997	MET	0 vs LA	0	SOW	Giants Stadium
07/20/1997	MET	0 vs LA	4	L	Giants Stadium
09/04/1997	MET	3 at LA	1	W	Rose Bowl
03/28/1998	MET	2 at LA	3	L	Rose Bowl
04/11/1998	MET	2 vs LA	3	L	Giants Stadium
05/01/1999	MET	0 vs LA	0	SOL	Giants Stadium
08/21/1999	MET	1 at LA	4	L	Rose Bowl
04/29/2000	MET	0 vs LA	1	L	Giants Stadium
06/03/2000	MET	2 at LA	0	W	Rose Bowl
05/12/2001	MET	2 vs LA	0	W	Giants Stadium
06/23/2001	MET	0 at LA	2	L	Rose Bowl
06/15/2002	MET	5 vs LA	0	W	Giants Stadium
08/31/2002	MET	0 at LA	3	L	Rose Bowl
04/19/2003	MET	1 vs LA	1	T (2OT)	Giants Stadium
06/21/2003	MET	1 vs LA	0	W	Giants Stadium
08/16/2003	MET	1 at LA	1	T (2OT)	The Home Depot Center
06/19/2004	MET	2 vs LA	1	W	Giants Stadium
06/23/2004	MET	3 at LA	0	W	The Home Depot Center
08/08/2004	MET	3 vs LA	0	W	Giants Stadium
06/04/2005	MET	2 at LA	2	T	The Home Depot Center
07/09/2005	MET	2 vs LA	1	W	Giants Stadium
06/17/2006	NY	2 vs LA	1	W	Giants Stadium
07/04/2006	NY	0 at LA	1	L	The Home Depot Center
08/18/2007	NY	5 vs LA	4	W	Giants Stadium
10/18/2007	NY	1 at LA	1	T	The Home Depot Center
05/10/2008	NY	2 at LA	1	W	The Home Depot Center
07/19/2008	NY	2 vs LA	2	T	Giants Stadium
05/02/2009	NY	0 at LA	1	L	The Home Depot Center
07/16/2009	NY	1 vs LA	3	L	Giants Stadium
08/14/2010	NY	0 vs LA	1	L	Red Bull Arena
09/24/2010	NY	2 at LA	0	W	The Home Depot Center
05/07/2011	NY	1 at LA	1	T	The Home Depot Center
10/04/2011	NY	2 vs LA	0	W	Red Bull Arena

ALL-TIME POST-SEASON RESULTS

09/23/2001	MET	1 at LA	1	T (2OT)	Rose Bowl
09/26/2001	MET	4 vs LA	1	W	Giants Stadium
09/29/2001	MET	2 at LA	4	L (OT)	Rose Bowl
10/30/2011	NY	0 vs LA	1	L	Red Bull Arena
11/03/2011	NY	1 at LA	2	L	The Home Depot Center



MONTREAL IMPACT

Montreal Impact
4750 Sherbrooke East Street
Montreal, QC, Canada H1V 3S8
P: (514) 328-3668
F: (514) 328-1287
www.impactmontreal.com

Investor/Owner: Saputo Family
President: Joey Saputo
Sporting Director: Nick De Santis
Head Coach: Jesse Marsch
Public Relations Contact: Patrick Vallée, (514) 328-3668
Press Box Phone: TBD
Home Field: Stade Saputo (Capacity: 20,341)
Home Field Size: 77 x 120 yards
Practice Field: Complexe sportif Claude-Robillard,
 1000, Émile-Journault Street, Montreal, QC,
 Canada H2M 2E7
Local Television: TVA Sports, RDS (French); TSN (English)
Local Radio: TBD
Visiting Team Hotel: Le Centre Sheraton Montreal Hotel,
 (514) 878-2000

On May 7, 2010, Major League Soccer Commissioner Don Garber officially announced the Montreal Impact as the 19th franchise in Major League Soccer. The longtime second division club makes the leap to the top division in North American soccer, and becomes the third team from Canada to join Major League Soccer. The Impact will ultimately play their home games at Stade Saputo, which is undergoing renovations heading into the 2012 MLS season. Until then, the Impact will play their home games at the nearby Olympic Stadium in Montreal.

The team unveiled former United States International Jesse Marsch as the head coach of the club on Aug. 10, 2011. During his 14 seasons as a player in Major League Soccer, Marsch appeared in 321 games, featuring for D.C. United (1996-97) the Chicago Fire (1998-2005) and Chivas USA (2006-09). He is a three-time MLS Cup Champion, winning the first three titles in league history; 1996 and 1997 with D.C. United and 1998 with Chicago. On the field, the Impact will be led by Major League Soccer veteran midfielder Davy Arnaud, goalkeeper Donovan Ricketts and rising American forward Justin Braun.

The Impact were founded in 1993 by its current owners, the Saputo family. Since its inception, the club has won three league championships: the American Professional Soccer League in 1993, and the United Soccer Leagues First Division crown in 2004 and 2009.



NEW ENGLAND REVOLUTION

Gillette Stadium
One Patriots Place
Foxborough, MA 02035
P: (877) 438-7387
www.revolutionsoccer.net

Investor/Operators: Robert K. Kraft, Jonathan A. Kraft
 and the Kraft Family

President: Brian Bilello

General Manager: Michael Burns

Head Coach: Jay Heaps

Public Relations Contact: Lizz Summers, (508) 549-0496

Press Box Phone: (508) 384-1960

Home Field: Gillette Stadium (MLS Capacity 20,000)

Home Field Size: 106 x 75 yards

Practice Field: Gillette Stadium Practice Fields and Dana Farber
 Field-House, Gillette Stadium, One Patriot Place,
 Foxborough, MA 02035

Local Television: Comcast SportsNet New England

Local Radio: 98.5 The Sports Hub

Visiting Team Hotel: Renaissance Hotel & Spa at Patriot Place,
 (508) 543-5500

ALL-TIME REGULAR-SEASON SERIES LEADERS:

	RED BULLS		REVOLUTION	
Goals	5	Savarese/Valencia	14	Taylor Twellman
Assists	6	Lisi/Mathis	13	Steve Ralston
Shots	31	Amado Guevara	75	Taylor Twellman
Shots on Goal	17	Amado Guevara	44	Taylor Twellman
Fouls Committed	31	Amado Guevara	50	Shalrie Joseph
Fouls Suffered	45	Tab Ramos	51	Shalrie Joseph
Wins	7	Tony Meola	10	Matt Reis
Losses	8	Tony Meola	4	Causey/Sommer
Shutouts	3	Tony Meola	6	Matt Reis
Saves	80	Tony Meola	84	Matt Reis
Goals Allowed	26	Tony Meola	25	Matt Reis

ALL-TIME REGULAR-SEASON SERIES GAME HIGHS:

	RED BULLS		REVOLUTION	
Goals	3	Alex Comas (9/9/00)	3	Naveda/Noonan
Assists	2	12 players tied	2	11 players tied
Shots	6	5 players tied	9	Clint Dempsey (7/1/06)
Shots on Goal	5	Mamadou Diallo (7/20/02)	6	Clint Dempsey (7/1/06)
Fouls Committed	6	4 players tied	7	3 players tied
Fouls Suffered	8	Ramos/Ziadie	10	Kenny Mansally (10/21/10)
Saves	11	Tim Howard (7/12/03)	9	Brown/Reis
Goals Allowed	5	Paul Grafer (10/25/03)	5	Feuer/Reis

	RED BULLS				REVOLUTION			
	1	2	OT	TOT.	1	2	OT	TOT.
Goals	41	50	1	92	50	48	0	98
Shots	341	364	3	708	357	421	4	782
Shots on Goal	158	184	3	345	182	194	3	379
Fouls	419	401	7	827	406	454	5	865
Offsides	90	96	1	187	103	79	3	185
Corner Kicks	138	134	2	274	136	143	2	281

GOALS SCORED IN 15-MINUTE INTERVALS:

	1-15	16-30	31-45	46-60	61-75	76-90	OT	TOTAL
NY	9	14	18	16	17	17	1	92
NE	17	15	18	16	19	13	0	98

ALL-TIME POST-SEASON RESULTS

11/01/2003	MET	0 vs NE	2	L	Giants Stadium
11/09/2003	MET	1 at NE	1	T	Gillette Stadium
10/22/2005	MET	1 vs NE	0	W	Giants Stadium
10/29/2005	MET	1 at NE	3	L	Gillette Stadium
10/27/2007	NY	0 vs NE	0	T	Giants Stadium
11/03/2007	NY	0 at NE	1	L	Gillette Stadium

NY RED BULLS VS. NE REVOLUTION ALL-TIME REGULAR-SEASON RESULTS

New York Red Bulls record: 18-25-12

Home games: 14-8-7 (59 GF, 43 GA)

Road games: 4-17-5 (33 GF, 55 GA)

04/20/1996	MET	0 vs NE	1	L	Giants Stadium
05/19/1996	MET	0 at NE	2	L	Foxboro Stadium
08/03/1996	MET	1 at NE	1	SOL	Foxboro Stadium
08/14/1996	MET	4 vs NE	0	W	Giants Stadium
04/12/1997	MET	3 vs NE	1	W	Giants Stadium
05/30/1997	MET	1 at NE	3	L	Foxboro Stadium
09/09/1997	MET	3 vs NE	1	W	Giants Stadium
09/20/1997	MET	2 at NE	3	L	Foxboro Stadium
05/31/1998	MET	1 at NE	1	SOW	Foxboro Stadium
06/24/1998	MET	5 vs NE	3	W	Giants Stadium
09/02/1998	MET	0 vs NE	2	L	Giants Stadium
09/26/1998	MET	0 at NE	0	SOW	Foxboro Stadium
05/29/1999	MET	3 vs NE	3	SOL	Giants Stadium
07/04/1999	MET	2 at NE	3	L	Foxboro Stadium
08/25/1999	MET	1 vs NE	1	SOL	Giants Stadium
10/02/1999	MET	1 at NE	2	L	Foxboro Stadium
06/17/2000	MET	4 vs NE	2	W	Giants Stadium
07/15/2000	MET	2 at NE	0	W	Foxboro Stadium
08/12/2000	MET	2 vs NE	1	W (OT)	Giants Stadium
09/09/2000	MET	3 at NE	4	L	Foxboro Stadium
04/07/2001	MET	2 vs NE	1	W	Giants Stadium
06/03/2001	MET	1 at NE	1	T (2OT)	Foxboro Stadium
09/07/2001	MET	3 vs NE	1	W	Giants Stadium
03/23/2002	MET	3 vs NE	1	W	Giants Stadium
06/29/2002	MET	2 at NE	0	W	Gillette Stadium
07/20/2002	MET	4 vs NE	3	W	Giants Stadium
09/21/2002	MET	0 at NE	3	L	Gillette Stadium
07/12/2003	MET	3 at NE	3	T (2OT)	Gillette Stadium
09/13/2003	MET	1 vs NE	2	L	Giants Stadium
10/18/2003	MET	1 vs NE	2	L	Giants Stadium
10/25/2003	MET	2 at NE	5	L	Gillette Stadium
04/25/2004	MET	1 vs NE	1	T	Giants Stadium
05/22/2004	MET	0 at NE	1	T	Gillette Stadium
06/26/2004	MET	1 at NE	2	L	Gillette Stadium
09/11/2004	MET	3 vs NE	2	W	Giants Stadium
05/21/2005	MET	2 vs NE	2	T	Giants Stadium
06/25/2005	MET	2 at NE	4	L	Gillette Stadium
09/17/2005	MET	5 vs NE	4	W	Giants Stadium
09/24/2005	MET	0 at NE	1	L	Gillette Stadium
04/08/2006	NY	0 vs NE	0	T	Giants Stadium
07/01/2006	NY	2 at NE	3	L	Giants Stadium
09/09/2006	NY	0 at NE	1	L	Gillette Stadium
09/20/2006	NY	0 vs NE	2	L	Giants Stadium
07/14/2007	NY	0 vs NE	1	L	Giants Stadium
08/25/2007	NY	1 at NE	2	L	Gillette Stadium
09/22/2007	NY	2 vs NE	2	T	Giants Stadium
04/19/2008	NY	1 vs NE	1	T	Giants Stadium
06/18/2008	NY	1 at NE	1	T	Gillette Stadium
03/28/2009	NY	1 vs NE	1	T	Giants Stadium
06/07/2009	NY	0 at NE	4	L	Giants Stadium
09/18/2009	NY	1 vs NE	1	T	Giants Stadium
05/29/2010	NY	2 at NE	3	L	Gillette Stadium
10/21/2010	NY	2 vs NE	0	W	Red Bull Arena
06/10/2011	NY	2 vs NE	1	W	Red Bull Arena
08/20/2011	NY	2 at NE	2	T	Gillette Stadium



PHILADELPHIA UNION

2501 Seaport Drive
Switch House Suite 500
Chester, PA 19013
P: (610) 497-1657
www.philadelphiaunion.com

Investors/Owners: Christopher Buccini, Robert Buccini,
David Pollin, Weston Solutions, Inc., Graham Partners

CEO & Operating Partner: Nick Sakiewicz

Head Coach: Peter Nowak

Public Relations Contact: Aimee Cicero, (610) 497-8186

Press Box Phone: (610) 859-3254/3255

Home Field: PPL Park (Capacity: 18,500)

Home Field Size: 120 x 75 yards

Practice Fields: Houston Park, 701 Harvey Road,
Wallingford, PA 19086

Chester Park, 208 Ridley Drive, Wallingford, PA 19086

YSC Sports, 224 County Line Road, Wayne, PA 19087

Local Television: 6abc, Comcast SportsNet

Local Radio: SportsRadio 610 WIP

Visiting Team Hotel: Hyatt Regency Philadelphia at Penn's Landing,
(215) 928-1234

ALL-TIME REGULAR-SEASON SERIES LEADERS:

	RED BULLS		UNION	
Goals	1	4 players tied	1	4 players tied
Assists	1	4 players tied	2	Alejandro Moreno
Shots	7	Joel Lindpere	6	Le Toux/Torres
Shots on Goal	3	Angel/Richards	2	Le Toux/Torres
Fouls Committed	5	Juan Pablo Angel	8	Sheanon Williams
Fouls Suffered	10	Joel Lindpere	5	Justin Mapp
Wins	1	Boundoul/Rost	1	Knighon/Mondragon
Losses	2	Bouna Boundoul	1	Mondragon/Seitz
Shutouts	0	Frank Rost	1	Faryd Mondragon
Saves	4	Bouna Boundoul	5	Faryd Mondragon
Goals Allowed	4	Bouna Boundoul	2	Chris Seitz

ALL-TIME REGULAR-SEASON SERIES GAME HIGHS:

	RED BULLS				UNION			
Goals	1	4 players tied			1	4 players tied		
Assists	1	4 players tied			1	5 players tied		
Shots	5	Juan Pablo Angel (4/24/10)			3	Le Toux/Torres		
Shots on Goal	3	Angel/Richards			2	Sebastien Le Toux (4/24/10)		
Fouls Committed	4	Ibrahim/Henry			3	7 players tied		
Fouls Suffered	3	5 players tied			3	Orozco/Le Toux		
Saves	2	Bouna Boundoul (4/24/10)			4	Seitz/Mondragon		
Goals Allowed	2	Bouna Boundoul (10/16/10)			2	Chris Seitz (4/24/10)		

	RED BULLS				UNION			
	1	2	OT	TOT.	1	2	OT	TOT.
Goals	1	3	0	4	2	2	0	4
Shots	19	23	0	42	16	20	0	36
Shots on Goal	7	8	0	15	6	3	0	9
Fouls	27	21	0	48	21	28	0	49
Offsides	9	10	0	19	2	6	0	8
Corner Kicks	10	9	0	19	3	7	0	10

GOALS SCORED IN 15-MINUTE INTERVALS:

	1-15	16-30	31-45	46-60	61-75	76-90	OT	TOTAL
NY	1	0	0	2	1	0	0	4
PHI	1	1	0	1	1	0	0	4

NEW YORK RED BULLS VS. PHILADELPHIA UNION

ALL-TIME REGULAR-SEASON RESULTS

New York Red Bulls record: 2-2-0

Home games: 2-0-0 (3 GF, 1 GA)

Road games: 0-2-0 (1 GF, 3 GA)

04/24/2010	NY	2 vs PHI	1	W	Red Bull Arena
10/16/2010	NY	1 at PHI	2	L	PPL Park
04/09/2011	NY	0 at PHI	1	L	PPL Park
10/20/2011	NY	1 vs PHI	0	W	Red Bull Arena



PORTLAND TIMBERS

JELD-WEN Field
1844 SW Morrison
Portland, OR 97205
P: (503) 553-5400
www.portlandtimbers.com

Owner/President: Merritt Paulson
Chief Operating Officer: Mike Golub
General Manager: Gavin Wilkinson
Head Coach: John Spencer
Public Relations Contact: Chris Metz, (503) 553-5433
Press Box Phone: (503) 553-5503
Home Field: JELD-WEN Field (Capacity: 20,438)
Home Field Size: 110 x 70 yards
Practice Field: adidas Timbers Training Center, Beaverton, OR
Local Television: ROOT Sports
Local Radio: Sportsradio 750 AM The Game
Visiting Team Hotel: The Nines,
 (877) 229-9995

ALL-TIME REGULAR-SEASON SERIES LEADERS:

	RED BULLS		TIMBERS	
Goals	1	5 players tied	1	Goldthwaite/Jewsbury
Assists	1	4 players tied	1	Brunner/Jewsbury
Shots	5	Thierry Henry	6	Jack Jewsbury
Shots on Goal	3	Thierry Henry	2	Jack Jewsbury
Fouls Committed	5	Teemu Tainio	5	Diego Chara
Fouls Suffered	4	Dax McCarty	6	Darlington Nagbe
Wins	1	Frank Rost	0	
Losses	0		1	Troy Perkins
Shutouts	1	Frank Rost	0	
Saves	2	Frank Rost	6	Troy Perkins
Goals Allowed	3	Greg Sutton	5	Troy Perkins

ALL-TIME REGULAR-SEASON SERIES GAME HIGHS:

	RED BULLS				TIMBERS			
Goals	1	5 players tied	1	Goldthwaite/Jewsbury				
Assists	1	4 players tied	1	Brunner/Jewsbury				
Shots	3	3 players tied	5	Jack Jewsbury (6/19/11)				
Shots on Goal	2	Henry/Richards	2	Jack Jewsbury (6/19/11)				
Fouls Committed	4	Mendes/Tainio	4	Diego Chara (9/24/11)				
Fouls Suffered	4	Dax McCarty (9/24/11)	4	Perla/Nagbe				
Saves	2	Frank Rost (9/24/11)	6	Troy Perkins (9/24/11)				
Goals Allowed	3	Greg Sutton (6/19/11)	3	Troy Perkins (6/19/11)				

	RED BULLS				TIMBERS			
	1	2	OT	TOT.	1	2	OT	TOT.
Goals	2	3	0	5	0	3	0	3
Shots	11	12	0	23	8	14	0	22
Shots on Goal	4	7	0	11	2	3	0	5
Fouls	14	19	0	33	7	8	0	15
Offsides	1	3	0	4	3	5	0	8
Corner Kicks	10	5	0	15	2	4	0	6

GOALS SCORED IN 15-MINUTE INTERVALS:

	1-15	16-30	31-45	46-60	61-75	76-90	OT	TOTAL
NY	1	1	0	0	2	1	0	5
POR	0	0	0	2	1	0	0	3

NEW YORK RED BULLS VS. PORTLAND TIMBERS

ALL-TIME REGULAR-SEASON RESULTS

New York Red Bulls record: 1-0-1

Home games: 1-0-0 (2 GF, 0 GA)

Road games: 0-0-1 (3 GF, 3 GA)

06/19/2011	NY	3 at POR	3	T	Jeld-Wen Field
09/24/2011	NY	2 vs POR	0	W	Red Bull Arena



REAL SALT LAKE

9525 State Street
Sandy, UT 84070
P: (801) 727-2701
F: (801) 727-1459
www.RealSaltLake.com

Investor/Operator: Dave Checketts, Chairman, SCP Worldwide

President: Bill Manning

SVP/General Manager: Garth Lagerwey

Head Coach: Jason Kreis

Public Relations Contact: Trey Fitz Gerald, (801) 727-2717

Press Box Phone: (801) 727-2777

Home Field: Rio Tinto Stadium (Capacity: 20,213)

Home Field Size: 75 x 120 yards

Practice Fields: America First Field,
76 West Sego Lily Drive Sandy, UT 84070

Local Television: KTVX (ABC) Ch. 4 / KUCW (CW) Ch. 30

Local Radio: ESPN 700 AM (KALL)

Visiting Team Hotel: Sheraton Salt Lake City,
(801) 401-2000

ALL-TIME REGULAR-SEASON SERIES LEADERS:

	RED BULLS		REAL SALT LAKE	
Goals	3	Angel/Buddle	4	Fabian Espindola
Assists	2	3 players tied	3	Beckerman/Findley
Shots	26	Juan Pablo Angel	22	Andy Williams
Shots on Goal	14	Juan Pablo Angel	11	Yura Movsisyan
Fouls Committed	11	Kandji/Mendes	11	Javier Morales
Fouls Suffered	12	Dane Richards	27	Andy Williams
Wins	2	Jon Conway	4	Nick Rimando
Losses	1	Frank Rost	2	Nick Rimando
Shutouts	1	4 players tied	4	Nick Rimando
Saves	17	Jon Conway	28	Nick Rimando
Goals Allowed	5	Frank Rost	8	Nick Rimando

ALL-TIME REGULAR-SEASON SERIES GAME HIGHS:

	RED BULLS		REAL SALT LAKE	
Goals	3	Edson Buddle (8/26/06)	1	Fabian Espindola (9/21/11)
Assists	2	3 players tied	2	Findley/Beckerman
Shots	8	Juan Pablo Angel (9/29/07)	10	Yura Movsisyan (9/13/08)
Shots on Goal	5	Juan Pablo Angel (9/29/07)	5	Yura Movsisyan (9/13/08)
Fouls Committed	6	Jozy Altidore (5/5/07)	7	Yura Movsisyan (9/29/07)
Fouls Suffered	4	3 players tied	7	Javier Morales (4/18/09)
Saves	8	Conway/Cepero	7	Nolly/Rimando
Goals Allowed	2	Frank Rost (9/21/11)	6	Jay Nolly (8/26/06)

	RED BULLS				REAL SALT LAKE			
	1	2	OT	TOT.	1	2	OT	TOT.
Goals	5	15	0	20	9	10	0	19
Shots	88	84	0	172	65	110	0	175
Shots on Goal	36	42	0	78	35	43	0	78
Fouls	88	109	0	197	76	78	0	154
Offsides	30	18	0	48	30	23	0	53
Corner Kicks	36	29	0	65	24	46	0	70

GOALS SCORED IN 15-MINUTE INTERVALS:

	1-15	16-30	31-45	46-60	61-75	76-90	OT	TOTAL
NY	2	1	2	5	4	6	0	20
RSL	4	2	3	0	2	8	0	19

NEW YORK RED BULLS VS. REAL SALT LAKE

ALL-TIME REGULAR-SEASON RESULTS

New York Red Bulls record: 3-4-7

Home games: 3-1-3 (13 GF, 6 GA)

Road games: 0-3-4 (7 GF, 13 GA)

04/02/2005	MET	0 vs RSL	0	T	Giants Stadium
07/04/2005	MET	2 at RSL	2	T	Rice-Eccles Stadium
04/15/2006	NY	1 at RSL	1	T	Rice-Eccles Stadium
08/26/2006	NY	6 vs RSL	0	W	Giants Stadium
05/05/2007	NY	3 at RSL	3	T	Rice-Eccles Stadium
09/29/2007	NY	2 vs RSL	2	T	Giants Stadium
09/13/2008	NY	2 vs RSL	1	W	Giants Stadium
10/09/2008	NY	1 at RSL	1	T	Rio Tinto Stadium
04/18/2009	NY	2 vs RSL	0	W	Giants Stadium
10/14/2009	NY	0 at RSL	2	L	Rio Tinto Stadium
09/04/2010	NY	0 at RSL	1	L	Rio Tinto Stadium
10/09/2010	NY	0 vs RSL	0	T	Red Bull Arena
08/06/2011	NY	0 at RSL	3	L	Rio Tinto Stadium
09/21/2011	NY	1 vs RSL	3	L	Red Bull Arena

ALL-TIME POST-SEASON RESULTS

11/15/2008	NY	1 at RSL	0	W	Rio Tinto Stadium
------------	----	----------	---	---	-------------------



SAN JOSE EARTHQUAKES

451 El Camino Real, Suite 220
 Santa Clara, CA 95050
P: (408) 556-7700
F: (408) 260-6802
www.sjearthquakes.com

Investor/Operator: Lew Wolff

President: David Kaval

General Manager, Soccer Operations: John Doyle

Head Coach: Frank Yallop

Public Relations Contact: Jed Mettee (408) 556-7723

Press Box Phone: (408) 554-5107

Home Field: Buck Shaw Stadium (Capacity 10,500)

Home Field Size: 72 x 115 yards

Practice Field: Earthquakes Training Facility,
 1125 Coleman Ave., San Jose, CA 95110

Local Television: Comcast SportsNet Bay Area/California

Local Radio: KLIV 1590 (English), KZSF 1370 (Spanish)

Visiting Hotel: Fairmont Hotel, (408) 998-1900

ALL-TIME REGULAR-SEASON SERIES LEADERS:

	RED BULLS		EARTHQUAKES	
Goals	4	Amado Guevara	5	Ronald Cerritos
Assists	4	Roberto Donadoni	7	Richard Mulrooney
Shots	20	Giovanni Savarese	31	Ronald Cerritos
Shots on Goal	13	Giovanni Savarese	19	Ronald Cerritos
Fouls Committed	18	John Wolyniec	23	Ian Russell
Fouls Suffered	20	Tab Ramos	29	Ramiro Corrales
Wins	4	Tony Meola	7	Joe Cannon
Losses	6	Tony Meola	2	5 players tied
Shutouts	3	Tony Meola	6	Joe Cannon
Saves	47	Tony Meola	56	Joe Cannon
Goals Allowed	17	Tony Meola	14	Pat Onstad

ALL-TIME REGULAR-SEASON SERIES GAME HIGHS:

	RED BULLS		EARTHQUAKES	
Goals	2	6 players tied	2	4 players tied
Assists	3	Roberto Donadoni (7/28/96)	3	Cerritos/Convey
Shots	8	Clint Mathis (7/2/03)	7	Dwayne De Rosario (4/27/02)
Shots on Goal	5	Savarese/Mathis	5	Dwayne De Rosario (4/27/02)
Fouls Committed	8	Steve Shak (6/28/00)	6	Jamil Walker (7/10/04)
Fouls Suffered	6	Eddie Gaven (5/7/05)	7	Brian Ching (7/2/03)
Saves	10	Tim Howard (4/27/02)	9	Joe Cannon (6/28/00)
Goals Allowed	5	Meola/Walker	5	Pat Onstad (5/8/04)

	RED BULLS				EARTHQUAKES			
	1	2	OT	TOT.	1	2	OT	TOT.
Goals	24	22	0	46	24	25	0	49
Shots	218	224	5	447	195	224	5	424
Shots on Goal	86	99	3	188	95	102	1	198
Fouls	221	231	4	456	236	233	6	475
Offsides	35	47	1	83	58	55	3	116
Corner Kicks	101	96	1	198	80	83	2	165

GOALS SCORED IN 15-MINUTE INTERVALS:

	1-15	16-30	31-45	46-60	61-75	76-90	OT	TOTAL
NY	9	5	10	6	5	11	0	46
SJ	7	8	9	9	4	12	0	49

NEW YORK RED BULLS VS. SAN JOSE EARTHQUAKES

ALL-TIME REGULAR-SEASON RESULTS

New York Red Bulls record: 10-15-7

Home games: 8-4-4 (30 GF, 15 GA)

Road games: 2-11-3 (16 GF, 34 GA)

06/16/1996	MET	0 vs SJ	1	L	Giants Stadium
07/24/1996	MET	1 at SJ	0	W	Spartan Stadium
07/28/1996	MET	4 vs SJ	1	W	Giants Stadium
03/22/1997	MET	0 at SJ	0	SOL	Spartan Stadium
05/09/1997	MET	0 vs SJ	1	L	Giants Stadium
08/29/1997	MET	3 vs SJ	0	W	Giants Stadium
09/06/1997	MET	0 at SJ	4	L	Spartan Stadium
04/25/1998	MET	4 vs SJ	3	W	Giants Stadium
08/09/1998	MET	1 at SJ	5	L	Spartan Stadium
08/28/1999	MET	1 at SJ	1	SOL	Spartan Stadium
09/22/1999	MET	1 vs SJ	2	L	Giants Stadium
04/08/2000	MET	0 at SJ	2	L	Spartan Stadium
06/28/2000	MET	0 vs SJ	0	T	(20T)
05/19/2001	MET	0 at SJ	2	L	Spartan Stadium
06/16/2001	MET	0 vs SJ	0	T	(20T)
04/27/2002	MET	1 vs SJ	1	T	(20T)
05/11/2002	MET	1 at SJ	2	L	Spartan Stadium
07/02/2003	MET	4 vs SJ	4	T	(20T)
10/05/2003	MET	2 at SJ	0	W	Spartan Stadium
05/08/2004	MET	5 at SJ	5	T	Spartan Stadium
06/12/2004	MET	1 at SJ	3	L	Spartan Stadium
07/10/2004	MET	2 vs SJ	0	W	Giants Stadium
05/07/2005	MET	0 vs SJ	1	L	Giants Stadium
07/23/2005	MET	1 at SJ	2	L	Spartan Stadium
04/27/2008	NY	2 vs SJ	0	W	Giants Stadium
07/27/2008	NY	1 at SJ	1	T	Buck Shaw Stadium
05/08/2009	NY	4 vs SJ	1	W	Giants Stadium
10/03/2009	NY	0 at SJ	1	L	Buck Shaw Stadium
05/08/2010	NY	0 at SJ	4	L	Buck Shaw Stadium
08/28/2010	NY	2 vs SJ	0	W	Red Bull Arena
04/16/2011	NY	3 vs SJ	0	W	Red Bull Arena
07/02/2011	NY	2 at SJ	2	T	Buck Shaw Stadium

ALL-TIME POST-SEASON RESULTS

10/30/2010	NY	1 at SJ	0	W	Buck Shaw Stadium
11/04/2010	NY	1 vs SJ	3	L	Red Bull Arena



SEATTLE SOUNDERS FC

Virginia Mason Athletic Center
12 Seahawks Way
Renton, WA 98056
P: (425) 203-8000
www.SoundersFC.com

Investors/Operators: Joe Roth, Adrian Hanauer,
Paul Allen, Drew Carey

President: Peter McLoughlin

General Manager: Adrian Hanauer

Head Coach: Sigi Schmid

Public Relations Contact: Mike Ferris, (425) 203-8304

Press Box Phone: (206) 381-7237

Home Field: CenturyLink Field (Capacity: 35,000)

Home Field Size: 73 x 117 yards

Practice Field: Starfire Sports Complex,
14800 Starfire Way, Seattle, WA, 98188

Local Television: KING 5 / KONG 6/16 (English),
KOMO 2 / Comcast 114 (Spanish)

Local Radio: 93.7 KIRO FM (English), La Gran D 99.3 FM (Spanish)

Visiting Hotel: Hyatt on Olive 8, (206) 695-1234

ALL-TIME REGULAR-SEASON SERIES LEADERS:

	RED BULLS		SOUNDERS FC	
Goals	1	4 players tied	4	Fredy Montero
Assists	1	Lindpere/Tainio	1	6 players tied
Shots	14	Juan Pablo Angel	19	Fredy Montero
Shots on Goal	3	Kandji/Zimmerman	8	Fredy Montero
Fouls Committed	10	Dane Richards	7	Osvaldo Alonso
Fouls Suffered	6	Agudelo/Kandji	14	Fredy Montero
Wins	1	Coundoul/Sutton	3	Kasey Keller
Losses	1	3 players tied	2	Kasey Keller
Shutouts	1	Coundoul/Sutton	2	Kasey Keller
Saves	8	Cepero/Coundoul	16	Kasey Keller
Goals Allowed	4	Cepero/Sutton	5	Kasey Keller

ALL-TIME REGULAR-SEASON SERIES GAME HIGHS:

	RED BULLS		SOUNDERS FC	
Goals	1	4 players tied	2	Montero/Levesque
Assists	1	Tainio/Lindpere	1	6 players tied
Shots	6	Juan Pablo Angel (6/20/09)	5	3 players tied
Shots on Goal	3	Nick Zimmerman (6/20/09)	3	Zakuani/Montero
Fouls Committed	6	Macoumba Kandji (4/3/10)	3	5 players tied
Fouls Suffered	3	Juan Agudelo (3/19/11)	4	Ljungberg/Vagenas
Saves	5	3 players tied	5	Kasey Keller (3/19/11)
Goals Allowed	4	Greg Sutton (6/23/11)	1	Kasey Keller (6/23/11)

	RED BULLS				SOUNDERS FC			
	1	2	OT	TOT.	1	2	OT	TOT.
Goals	3	2	0	5	5	4	0	9
Shots	38	29	0	67	43	38	0	81
Shots on Goal	10	10	0	20	16	16	0	32
Fouls	41	37	0	78	35	34	0	69
Offsides	7	7	0	14	9	11	0	20
Corner Kicks	15	12	0	27	21	15	0	36

GOALS SCORED IN 15-MINUTE INTERVALS:

	1-15	16-30	31-45	46-60	61-75	76-90	OT	TOTAL
NY	0	1	2	1	1	0	0	5
SEA	3	1	1	0	2	2	0	9

NEW YORK RED BULLS VS. SEATTLE SOUNDERS FC

ALL-TIME REGULAR-SEASON RESULTS

New York Red Bulls record: 2-3-1

Home games: 1-1-1 (2 GF, 2 GA)

Road games: 1-2-0 (3 GF, 7 GA)

03/19/2009	NY	0 at SEA	3	L	Qwest Field
06/20/2009	NY	1 vs SEA	1	T	Giants Stadium
04/03/2010	NY	1 at SEA	0	W	Qwest Field
05/15/2010	NY	0 vs SEA	1	L	Red Bull Arena
03/19/2011	NY	1 vs SEA	0	W	Red Bull Arena
06/23/2011	NY	2 at SEA	4	L	CenturyLink Field



SPORTING KANSAS CITY

210 West 19th Terrace
 Kansas City, MO 64108
 P: (913) 387-3400
 F: (913) 387-3401
 www.sportingkc.com

Owners: Neal Patterson, Cliff Illig, Robb Heineman,
 Greg Maday, Pat Curran

Head Coach/Technical Director: Peter Vermes

Public Relations Contact: Rob Thomson, (913) 387-3405

Press Box Phone: (913) 912-7675

Home Field: LIVESTRONG Sporting Park (Capacity: 18,467)

Home Field Size: 75 x 120 yards

Practice Facility: Sporting Club Training Center in Swope Park,
 6310 Lewis Road, Kansas City, MO 64130

Local Television: KSMO-TV

Local Radio: La Gran D 1340 AM (Spanish)

Visiting Team Hotel: Kansas City Marriott Downtown,
 (816) 421-6800

ALL-TIME REGULAR-SEASON SERIES LEADERS:

	RED BULLS		SPORTING KC	
Goals	8	Juan Pablo Angel	5	3 players tied
Assists	6	Tab Ramos	12	Preki
Shots	33	Juan Pablo Angel	85	Preki
Shots on Goal	19	Juan Pablo Angel	29	Preki
Fouls Committed	24	Amado Guevara	37	Davy Arnaud
Fouls Suffered	33	Tab Ramos	70	Davy Arnaud
Wins	5	Tony Meola	4	Hartman/Meola
Losses	4	Ammann/Meola	5	Tony Meola
Shutouts	4	Tony Meola	4	Tony Meola
Saves	70	Tony Meola	47	Tony Meola
Goals Allowed	16	Tony Meola	16	Bo Oshoniji

ALL-TIME REGULAR-SEASON SERIES GAME HIGHS:

	RED BULLS		SPORTING KC	
Goals	3	Mathis/Guevara	3	Eddie Johnson (6/2/07)
Assists	2	5 players tied	4	Chris Henderson (6/20/99)
Shots	8	Djorkaeff/Angel	9	Preki (5/22/96)
Shots on Goal	5	Guevara/Angel	6	Eddie Johnson (6/2/07)
Fouls Committed	6	Edson Buddle (7/22/06)	6	Okafor/Henderson
Fouls Suffered	6	3 players tied	10	Davy Arnaud (10/14/06)
Saves	12	Bounaoundoul (10/2/10)	9	Meola/Oshoniji
Goals Allowed	6	Mike Ammann (6/20/99)	4	Tony Meola (5/2/01)

	RED BULLS				SPORTING KC			
	1	2	OT	TOT.	1	2	OT	TOT.
Goals	30	24	0	54	28	28	0	56
Shots	259	284	9	552	331	350	2	683
Shots on Goal	121	114	2	237	133	149	0	282
Fouls	318	290	3	611	280	290	9	579
Offsides	57	85	1	143	82	58	1	141
Corner Kicks	103	111	5	219	111	133	2	246

GOALS SCORED IN 15-MINUTE INTERVALS:

	1-15	16-30	31-45	46-60	61-75	76-90	OT	TOTAL
NY	7	16	7	9	6	9	0	54
KC	7	11	10	10	9	9	0	56

NEW YORK RED BULLS VS. SPORTING KANSAS CITY

ALL-TIME REGULAR-SEASON RESULTS

New York Red Bulls record: 17-17-9

Home games: 10-3-7 (29 GF, 20 GA) Road games: 7-14-2 (25 GF, 36 GA)

05/22/1996	MET	1 at KC	2	L	Arrowhead Stadium
06/26/1996	MET	2 vs KC	0	W	Giants Stadium
09/01/1996	MET	2 at KC	2	SOL	Arrowhead Stadium
05/18/1997	MET	1 vs KC	0	W	Giants Stadium
08/17/1997	MET	3 at KC	3	SOL	Arrowhead Stadium
09/12/1997	MET	0 at KC	0	SOW	Arrowhead Stadium
04/04/1998	MET	0 at KC	2	L	Arrowhead Stadium
07/29/1998	MET	2 vs KC	2	SOW	Giants Stadium
06/20/1999	MET	0 at KC	6	L	Arrowhead Stadium
08/14/1999	MET	1 vs KC	2	L	Giants Stadium
04/19/2000	MET	1 vs KC	2	L	Giants Stadium
05/13/2000	MET	0 at KC	2	L	Arrowhead Stadium
07/08/2000	MET	1 at KC	0	W	Arrowhead Stadium
08/23/2000	MET	0 vs KC	0	T (2OT)	Giants Stadium
05/02/2001	MET	4 vs KC	1	W	Giants Stadium
05/24/2001	MET	0 at KC	1	L	Arrowhead Stadium
05/25/2002	MET	1 vs KC	1	T (2OT)	Giants Stadium
07/24/2002	MET	3 at KC	1	W	Arrowhead Stadium
06/07/2003	MET	1 at KC	2	L	Arrowhead Stadium
08/13/2003	MET	0 vs KC	0	T (2OT)	Giants Stadium
09/06/2003	MET	2 at KC	1	W	Arrowhead Stadium
05/30/2004	MET	1 vs KC	0	W	Giants Stadium
07/28/2004	MET	2 at KC	1	W	Arrowhead Stadium
09/04/2004	MET	0 at KC	1	L	Arrowhead Stadium
04/16/2005	MET	2 vs KC	2	T	Giants Stadium
05/25/2005	MET	0 at KC	1	L	Arrowhead Stadium
09/03/2005	MET	2 vs KC	2	T	Giants Stadium
09/10/2005	MET	1 at KC	0	W	Arrowhead Stadium
06/03/2006	NY	1 at KC	1	T	Arrowhead Stadium
07/22/2006	NY	1 vs KC	0	W	Giants Stadium
08/30/2006	NY	2 at KC	2	T	Arrowhead Stadium
10/14/2006	NY	3 vs KC	2	W	Giants Stadium
06/02/2007	NY	2 at KC	3	L	Arrowhead Stadium
06/16/2007	NY	3 vs KC	3	T	Giants Stadium
10/13/2007	NY	2 vs KC	1	W	Giants Stadium
05/17/2008	NY	1 vs KC	1	T	Giants Stadium
07/10/2008	NY	1 at KC	2	L	CommunityAmerica Ballpark
04/23/2009	NY	0 at KC	1	L	CommunityAmerica Ballpark
09/12/2009	NY	0 vs KC	1	L	Giants Stadium
06/26/2010	NY	3 at KC	0	W	CommunityAmerica Ballpark
10/02/2010	NY	1 vs KC	0	W	Red Bull Arena
04/30/2011	NY	1 vs KC	0	W	Red Bull Arena
10/15/2011	NY	0 at KC	2	L	Livestrong Sporting Park



TORONTO FC

BMO Field
170 Princes' Blvd
Toronto, Ontario M6K 3C3
P: (416) 815-5400
www.torontofc.ca

Investor/Owner: Maple Leaf Sports & Entertainment Ltd.

Executive Vice President and CEO: Tom Anselmi

Head Coach and Technical Director: Aron Winter

Public Relations Contact: Mike Masaro, (416) 815-5375

Press Box Phone: (416) 263-5863

Home Field: BMO Field (Capacity: 21,859)

Home Field Size: 69 x 105 yards

Practice Fields: BMO Field,
 Toronto FC Academy Facility at Downsview Park,
 Oakville Soccer Centre

Local Television: TSN

Local Radio: TBD

Visiting Hotel: TBD

ALL-TIME REGULAR-SEASON SERIES LEADERS:

	RED BULLS	TORONTO FC
Goals	7 Juan Pablo Angel	2 Barrett/De Rosario
Assists	4 Juan Pablo Angel	2 Attakora/Wynne
Shots	35 Juan Pablo Angel	16 Dwayne De Rosario
Shots on Goal	15 Juan Pablo Angel	6 Dwayne De Rosario
Fouls Committed	16 Jozy Altidore	13 Danny Dichio
Fouls Suffered	11 Jozy Altidore	13 Dwayne De Rosario
Wins	3 Jon Conway	2 Stefan Frei
Losses	2 Danny Cepero	3 Stefan Frei
Shutouts	2 Conway/Sutton	1 Stefan Frei
Saves	10 Cepero/Conway	16 Stefan Frei
Goals Allowed	5 Jon Conway	11 Stefan Frei

ALL-TIME REGULAR-SEASON SERIES GAME HIGHS:

	RED BULLS	TORONTO FC
Goals	2 5 players tied	2 Chad Barrett (10/4/08)
Assists	2 Lindpere/Solli	2 Nana Attakora (6/24/09)
Shots	6 3 players tied	6 Dwayne De Rosario (6/24/09)
Shots on Goal	3 6 players tied	4 Dwayne De Rosario (6/24/09)
Fouls Committed	6 6 Vide/Kandji	6 Danny Dichio (6/6/07)
Fouls Suffered	6 6 Jozy Altidore (10/4/07)	6 Dwayne De Rosario (10/24/09)
Saves	6 Danny Cepero (6/13/09)	9 Greg Sutton (10/4/08)
Goals Allowed	3 Jon Conway (10/4/08)	5 Edwards/Frei

	RED BULLS				TORONTO FC			
	1	2	OT	TOT.	1	2	OT	TOT.
Goals	10	17	0	27	7	6	0	13
Shots	82	88	0	170	71	66	0	137
Shots on Goal	36	37	0	73	31	27	0	58
Fouls	70	82	0	152	53	77	0	130
Offsides	21	25	0	46	20	32	0	52
Corner Kicks	38	49	0	87	24	32	0	56

GOALS SCORED IN 15-MINUTE INTERVALS:

	1-15	16-30	31-45	46-60	61-75	76-90	OT	TOTAL
NY	1	2	7	4	8	5	0	27
TOR	1	5	1	3	2	1	0	13

NEW YORK RED BULLS VS. TORONTO FC

ALL-TIME REGULAR-SEASON RESULTS

New York Red Bulls record: 7-4-2

Home games: 5-1-0 (17 GF, 3 GA)

Road games: 2-3-2 (10 GF, 10 GA)

06/06/2007	NY	2 at TOR	1	W	BMO Field
08/12/2007	NY	3 vs TOR	0	W	Giants Stadium
10/04/2007	NY	1 at TOR	2	L	BMO Field
05/01/2008	NY	1 at TOR	1	T	BMO Field
08/17/2008	NY	2 vs TOR	0	W	Giants Stadium
10/04/2008	NY	1 vs TOR	3	L	Giants Stadium
06/13/2009	NY	1 at TOR	2	L	BMO Field
06/24/2009	NY	0 at TOR	2	L	BMO Field
10/24/2009	NY	5 vs TOR	0	W	Giants Stadium
08/11/2010	NY	1 vs TOR	0	W	Red Bull Arena
08/21/2010	NY	4 at TOR	1	W	BMO Field
07/06/2011	NY	5 vs TOR	0	W	Red Bull Arena
10/01/2011	NY	1 at TOR	1	T	BMO Field



VANCOUVER WHITECAPS FC

550-375 Water Street
 Vancouver, BC V6B 5C6
P: 604.669.WAVE (9283)
F: 604.684.5173
www.whitecapsfc.com

Owners: Greg Kerfoot, Steve Luczo, Jeff Mallett, & Steve Nash
President: Bob Lenarduzzi
Director, Soccer Operations: Tom Soehn
Head Coach: Martin Rennie
Public Relations Contact: Carly Jokic, (604) 669-9283 ext. 2287
Press Box Phone: TBD
Home Field: BC Place Stadium (Capacity: 21,000)
Home Field Size: 117 x 75 yards
Practice Field: Burnaby Lake Sports Complex West,
 3677 Kensington Avenue, Burnaby, BC V5B 4A5
Local Television: Rogers SportsNet
Local Radio: TEAM 1410
Visiting Team Hotel: Hyatt Regency Vancouver,
 (604) 683-1234

ALL-TIME REGULAR-SEASON SERIES LEADERS:

	RED BULLS		WHITECAPS	
Goals	1	Agudelo/Rodgers	1	Chiumiento/Hassli
Assists	1	3 players tied	1	Camilo
Shots	6	Thierry Henry	8	Eric Hassli
Shots on Goal	2	3 players tied	3	Eric Hassli
Fouls Committed	7	Carlos Mendes	6	Camilo
Fouls Suffered	5	Joel Lindpere	6	Camilo
Wins	0		0	
Losses	0		0	
Shutouts	0		0	
Saves	3	Bouna Coundoul	4	Joe Cannon
Goals Allowed	1	Coundoul/Sutton	1	Cannon/Nolly

ALL-TIME REGULAR-SEASON SERIES GAME HIGHS:

	RED BULLS				WHITECAPS			
Goals	1	Rodgers/Agudelo			1	Hassli/Chiumiento		
Assists	1	3 players tied			1	Camilo (9/10/11)		
Shots	6	Thierry Henry (9/10/11)			5	Eric Hassli (5/28/11)		
Shots on Goal	2	3 players tied			2	Hassli/Chiumiento		
Fouls Committed	4	Carlos Mendes (5/28/11)			5	Camilo (9/10/11)		
Fouls Suffered	4	Joel Lindpere (5/28/11)			4	Davide Chiumiento (9/10/11)		
Saves	3	Bouna Coundoul (9/10/11)			4	Joe Cannon (9/10/11)		
Goals Allowed	1	Sutton/Coundoul			1	Nolly/Cannon		

	RED BULLS				WHITECAPS			
	1	2	OT	TOT.	1	2	OT	TOT.
Goals	1	1	0	2	2	0	0	2
Shots	15	11	0	26	10	11	0	21
Shots on Goal	3	5	0	8	4	2	0	6
Fouls	16	10	0	26	8	9	0	17
Offsides	2	2	0	4	5	4	0	9
Corner Kicks	3	4	0	7	4	2	0	6

GOALS SCORED IN 15-MINUTE INTERVALS:

	1-15	16-30	31-45	46-60	61-75	76-90	OT	TOTAL
NY	0	0	1	0	1	0	0	2
POR	0	2	0	0	0	0	0	2

NEW YORK RED BULLS VS. ALL-TIME REGULAR-SEASON RESULTS

New York Red Bulls record: 0-0-2

Home games: 0-0-1 (1 GF, 1 GA)

Road games: 0-0-1 (1 GF, 1 GA)

05/28/2011	NY	1 at VAN	1	T	Empire Field
09/10/2011	NY	1 vs VAN	1	T	Red Bull Arena

FINAL 2011 MLS STANDINGS & LEADERS

	EASTERN	OVERALL							HOME					ROAD					
		GP	W	L	T	PTS	GF	GA	GD	W	L	T	GF	GA	W	L	T	GF	GA
x Sporting KC	34	13	9	12	51	50	40	10	9	2	6	29	16	4	7	6	21	24	
x Houston	34	12	9	13	49	45	41	4	10	3	4	32	20	2	6	9	13	21	
x Philadelphia	34	11	8	15	48	44	36	8	7	1	9	24	18	4	7	6	20	18	
x Columbus	34	13	13	8	47	43	44	-1	9	3	5	27	18	4	10	3	16	26	
x New York	34	10	8	16	46	50	44	6	8	3	6	29	17	2	5	10	21	27	
z Chicago	34	9	9	16	43	46	45	1	6	3	8	24	19	3	6	8	22	26	
z D.C. United	34	9	13	12	39	49	52	-3	4	5	8	28	27	5	8	4	21	25	
z Toronto FC	34	6	13	15	33	36	59	-23	5	4	8	18	21	1	9	7	18	38	
z New England	34	5	16	13	28	38	58	-20	4	7	6	17	24	1	9	7	21	34	
WESTERN																			
ss Los Angeles	34	19	5	10	67	48	28	20	12	0	5	28	8	7	5	5	20	20	
x Seattle	34	18	7	9	63	56	37	19	9	4	4	32	20	9	3	5	24	21	
x Real Salt Lake	34	15	11	8	53	44	36	8	10	3	4	29	15	5	8	4	15	21	
x FC Dallas	34	15	12	7	52	42	39	3	9	5	3	20	11	6	7	4	22	28	
x Colorado	34	12	9	13	49	44	41	3	6	2	9	25	16	6	7	4	19	25	
z Portland	34	11	14	9	42	40	48	-8	9	5	3	30	22	2	9	6	10	26	
z San Jose	34	8	12	14	38	40	45	-5	5	4	8	24	19	3	8	6	16	26	
z Chivas USA	34	8	14	12	36	41	43	-2	5	7	5	19	17	3	7	7	22	26	
z Vancouver	34	6	18	10	28	35	55	-20	6	6	5	24	24	0	12	5	11	31	

ss - clinched Supporters' Shield
 x - indicates that this club has clinched a playoff spot.
 z - indicates that this club is eliminated from playoff contention

GOALKEEPING LEADERS

	TEAM	GP	MIN	SHTS	SVS	GA	GAA	W-L-T	SHO	TEAM	GP	MIN	SHTS	SVS	GA	GAA	W-L-T	SHO	
Donovan Ricketts	LA	15	1284	52	41	11	0.77	7-3-4	7	Troy Perkins	POR	29	2610	129	91	38	1.31	9-12-8	9
Josh Saunders	LA	19	1639	72	55	17	0.93	12-2-4	8	Sean Johnson	CHI	28	2520	113	76	37	1.32	9-7-12	7
Faryd Mondragon	PHI	27	2385	77	49	28	1.06	8-8-11	7	Jon Busch	SJ	33	2970	158	114	44	1.33	7-12-14	7
Kevin Hartman	DAL	33	2970	120	85	35	1.06	15-11-7	13	Frank Rost	NY	11	945	40	26	14	1.33	4-4-3	5
Kasey Keller	SEA	34	3060	147	110	37	1.09	18-7-9	9	William Hesmer	CLB	32	2880	136	92	44	1.38	11-13-8	8
Nick Rimando	RSL	33	2970	131	95	36	1.09	14-11-8	13	Bill Hamid	DC	28	2392	114	77	37	1.39	7-9-10	7
Bounaoundoul	NY	12	1035	50	37	13	1.13	3-2-6	3	Greg Suttton	NY	10	900	45	30	15	1.50	3-2-5	2
Jimmy Nielsen	KC	31	2767	114	79	35	1.14	12-8-11	7	Matt Reis	NE	27	2430	154	111	43	1.59	5-12-10	5
Tally Hall	HOU	34	3060	140	99	41	1.21	12-9-13	6	Joe Cannon	VAN	20	1800	98	66	32	1.60	4-12-4	3
Matt Pickens	COL	34	3060	118	77	41	1.21	12-9-13	8	Joy Nolly	VAN	14	1260	62	39	23	1.64	2-6-6	2
Dan Kennedy	CHV	32	2880	139	100	39	1.22	8-12-12	9	Stefan Frei	TOR	27	2406	155	106	49	1.83	3-12-11	6

Minimum: 900 minutes played

BUDWEISER GOLDEN BOOT

	TEAM	GP	GOALS
Dwayne De Rosario	DC*	33	16
Chris Wondolowski	SJ	30	16
Thierry Henry	NY	26	14
Andres Mendoza	CLB	29	13
Camilo	VAN	32	12
Landon Donovan	LA	23	12
Fredy Montero	SEA	30	12
Dominic Oduro	CHI*	34	12
Charlie Davies	DC	26	11
Sebastien Le Toux	PHI	34	11
Alvaro Saborio	RSL	23	11
Brek Shea	DAL	31	11

ASSISTS

	TEAM	GP	ASTS
Brad Davis	HOU	34	16
David Beckham	LA	26	15
Mauro Rosales	SEA	26	13
Dwayne De Rosario	DC*	33	12
Kyle Beckerman	RSL	29	9
Davide Chiumiento	VAN	26	9
Sebastien Le Toux	PHI	34	9
Fredy Montero	SEA	30	9
Patrick Nyarko	CHI	30	9
Javier Morales	RSL	26	9

SHOTS ON GOAL

	TEAM	GP	SOG
Chris Wondolowski	SJ	30	52
Dwayne De Rosario	DC*	33	44
Fredy Montero	SEA	30	42
Marco Pappa	CHI	29	41
Dominic Oduro	CHI*	34	40
Camilo	VAN	32	37
Juan Pablo Angel	CHV*	31	32
Fabian Espindola	RSL	27	31
Andres Mendoza	CLB	29	31

SHOTS

	TEAM	GP	SHOTS
Dwayne De Rosario	DC*	33	113
Chris Wondolowski	SJ	30	109
Fredy Montero	SEA	30	108
Maicon Santos	DAL*	30	92
Marco Pappa	CHI	29	92
Kei Kamara	KC	30	91
Camilo	VAN	32	83
Sebastien Le Toux	PHI	34	81

GAME-WINNING GOALS

	TEAM	GP	GWG
Andres Mendoza	CLB	29	5
Fredy Montero	SEA	30	5
Brek Shea	DAL	31	5
Chris Wondolowski	SJ	30	5
Chad Barrett	LA	27	4
Landon Donovan	LA	23	4
Luke Rodgers	NY	23	4
Alvaro Saborio	RSL	23	4

11 players tied with 3

GAME-WINNING ASSISTS

	TEAM	GP	GWA
David Beckham	LA	26	7
Kyle Beckerman	RSL	29	6
Brad Davis	HOU	34	6
Mauro Rosales	SEA	26	5
Dwayne De Rosario	DC*	33	4
Brad Evans	SEA	20	4
Jan Gunnar Solli	NY	31	4
Graham Zusi	KC	32	4

7 players tied with 3

HAT TRICKS

	TEAM	GP	HATS
Justin Braun	CHV	29	2
Dwayne De Rosario	DC*	33	2
Will Bruin	HOU	25	1
Charlie Davies	DC	26	1
Steven Lenhart	SJ	14	1
Lamar Neagle	SEA	23	1
Sanna Nyassi	COL	26	1
Marco Pappa	CHI	29	1

MULTI-GOAL GAMES

	TEAM	GP	GAMES
Eric Hassli	VAN	26	4
Andres Mendoza	CLB	29	4
Dwayne De Rosario	DC*	33	3
Landon Donovan	LA	23	3
Sebastien Le Toux	PHI	34	3
Fredy Montero	SEA	30	3
Chris Wondolowski	SJ	30	3

10 players tied with 2

FOULS COMMITTED

	TEAM	GP	FC
Diego Chara	POR	28	64
Gershon Koffie	VAN	29	58
Dwayne De Rosario	DC*	33	57
Fredy Montero	SEA	30	55
Eric Hassli	VAN	26	53
Julius James	CLB	31	53
Oswaldo Alonso	SEA	33	50
Emmanuel Ekpo	CLB	32	48

FOULS SUFFERED

	TEAM	GP	FS
Gershon Koffie	VAN	29	76
Benny Feilhaber	NE	23	71
Eddie Gaven	CLB	26	65
Patrick Nyarko	CHI	30	60
Mauro Rosales	SEA	26	59
Kenny Cooper	POR	34	56
Camilo	VAN	32	55
Shalrie Joseph	NE	32	54
Fredy Montero	SEA	30	54

OFFSIDES

	TEAM	GP	OFF
Luke Rodgers	NY	23	47
Dwayne De Rosario	DC*	33	45
Kenny Cooper	POR	34	40
Alvaro Saborio	RSL	23	38
Juan Pablo Angel	CHV*	31	36
Sebastien Le Toux	PHI	34	36
Jorge Perla	POR	31	36
Fabian Espindola	RSL	27	33
Andres Mendoza	CLB	29	33
Rajko Lekic	NE	23	28

CORNER KICKS

	TEAM	GP	CK
Brad Davis	HOU	34	172
David Beckham	LA	26	117
Jack Jewsbury	POR	31	105
Graham Zusi	KC	32	97
Joel Lindpere	NY	34	86
Marco Pappa	CHI	29	75
Sanna Nyassi	COL	26	74
Chris Tiemey	NE	27	71
Sebastien Le Toux	PHI	34	67
Mauro Rosales	SEA	26	66

CAUTIONS (YELLOW)

	TEAM	GP	CAUT
David Beckham	LA	26	10
Aurelien Collin	KC	23	10
Emmanuel Ekpo	CLB	32	8
Jackson	DAL	28	8
Eric Hassli	VAN	26	8
Drew Moor	COL	32	8
Gonzalo Segares	CHI	33	8
Carlos Valdes	PHI	32	8
12 players tied with 7			

EJECTIONS (RED CARDS)

	TEAM	GP	EJECT
Eric Hassli	VAN	26	3
Nat Borchers	RSL	30	2
Omar Bravo	KC	27	2
Bobby Burling	SJ	23	2
Emmanuel Ekpo	CLB	32	2
Thierry Henry	NY	26	2
Jhon Kennedy Hurtado	SEA	23	2
A.J. Soares	NE	28	2
Chris Tierney	NE	27	2
68 players tied with 1			

GAMES PLAYED

	TEAM	GP
14 players tied with 34		

GAMES STARTED

	TEAM	GS
Brad Davis	HOU	34
Tally Hall	HOU	34
Kasey Keller	SEA	34
Kosuke Kimura	COL	34
Nick LaBrocca	CHV	34
Jeff Larentowicz	COL	34
Sebastien Le Toux	PHI	34
Joel Lindpere	NY	34
Sebastian Miranda	CLB	34
Matt Pickens	COL	34

MINUTES PLAYED

	TEAM	MIN
Tally Hall	HOU	3,060
Kasey Keller	SEA	3,060
Sebastien Le Toux	PHI	3,060
Matt Pickens	COL	3,060
Nick LaBrocca	CHV	3,058
Jeff Larentowicz	COL	3,051
Joel Lindpere	NY	3,048
Sebastian Miranda	CLB	3,044
Kosuke Kimura	COL	2,996
5 players tied with 2,970		

GOALKEEPER WINS

	TEAM	GP	WON
Kasey Keller	SEA	34	18
Kevin Hartman	DAL	33	15
Nick Rimando	RSL	33	14
Tally Hall	HOU	34	12
Jimmy Nielsen	KC	31	12
Matt Pickens	COL	34	12
Josh Saunders	LA	19	12
William Hesmer	CLB	32	11
Sean Johnson	CHI	28	9
Troy Perkins	POR	29	9

GOALKEEPER LOSSES

	TEAM	GP	LOST
William Hesmer	CLB	32	13
Jon Busch	SJ	33	12
Joe Cannon	VAN	20	12
Stefan Frei	TOR	27	12
Dan Kennedy	CHV	32	12
Troy Perkins	POR	29	12
Matt Reis	NE	27	12
Kevin Hartman	DAL	33	11
Nick Rimando	RSL	33	11
Tally Hall	HOU	34	9
Bill Hamid	DC	28	9
Matt Pickens	COL	34	9

SHUTOUTS

	TEAM	GP	SHO
Kevin Hartman	DAL	33	13
Nick Rimando	RSL	33	13
Kasey Keller	SEA	34	9
Dan Kennedy	CHV	32	9
Troy Perkins	POR	29	9
William Hesmer	CLB	32	8
Matt Pickens	COL	34	8
Josh Saunders	LA	19	8
6 players tied with 7			

LONGEST SHUTOUT STREAKS (MINUTES)

PLAYER	MIN	START	END
Kevin Hartman, DAL	531	5/01/2011	5/28/2011
Donovan Ricketts, LA	421	5/11/2011	10/04/2011
William Hesmer, CLB	414	3/19/2011	4/23/2011
Nick Rimando, RSL	409	4/30/2011	5/28/2011
Troy Perkins, POR	342	8/20/2011	9/21/2011
Jimmy Nielsen, KC	339	5/28/2011	6/25/2011
Sean Johnson, CHI	334	5/28/2011	6/18/2011
Bounaoundoul, NY	333	4/09/2011	5/07/2011
Kasey Keller, SEA	309	8/06/2011	8/27/2011
Bill Hamid, DC	306	7/20/2011	9/21/2011

SAVES PERCENTAGE

	TEAM	GP	SAVES	SOG	PCT
Donovan Ricketts	LA	15	41	54	75.9
Kasey Keller	SEA	34	110	145	75.9
Josh Saunders	LA	19	55	73	75.3
Milos Kacic	TOR	8	35	47	74.5
Bounaoundoul	NY	12	37	51	72.5
Nick Rimando	RSL	33	95	134	70.9
Jon Busch	SJ	33	114	161	70.8
Dan Kennedy	CHV	32	100	142	70.4
Matt Reis	NE	27	111	159	69.8
Jimmy Nielsen	KC	31	79	114	69.3

Minimum: 30 saves

MAJOR LEAGUE SOCCER PR CONTACTS

EASTERN CONFERENCE

CHICAGO FIRE

TOYOTA PARK Press Box	(708) 496-6887
Main Office	(708) 594-7200
Brendan Hannan	O: (708) 496-6725
BHannan@chicago-fire.com	C: (720) 937-8962

COLUMBUS CREW

Crew Stadium Press Box	(614) 447-4289
Main Office	(614) 447-2739
Dave Stephany	O: (614) 447-4190
DStephany@TheCrew.com	C: (614) 989-3500
Marco Rosa	O: (614) 447-4176
MRosa@TheCrew.com	C: (919) 349-0491

D.C. UNITED

RFK Stadium Press Box	(202) 547-0927
Main Office	(202) 587-5000
Doug Hicks	O: (202) 587-5448
DHicks@dcunited.com	C: (703) 989-7158
Boris Flores	O: (202) 587-5452
BFlores@dcunited.com	C: (703) 989-2771
Kyle Sheldon	O: (202) 587-5450
KSheldon@dcunited.com	C: (571) 334-8649
Nicolas Fernandez	O: (202) 587-5440
nfernandez@dcunited.com	C: (912) 695-2540

HOUSTON DYNAMO

BBVA Compass Stadium Press Box	TBD
Main Office	(713) 276-7500
Lester Gretsch	O: (713) 276-7522
LGretsch@houstondynamo.com	C: (832) 633-0632
Matt Pedersen	O: (713) 276-7520
mpedersen@houstondynamo.com	C: (832) 794-8673
Jonathan Kaplan	O: (713) 276-7588
JKaplan@houstondynamo.com	C: (516) 965-4664

SPORTING KANSAS CITY

LIVESTRONG Sporting Park Press Box	(913) 912-7675
Main Office	(913) 387-3400
Rob Thomson	O: (913) 387-3405
RThomson@sportingkc.com	C: (913) 226-6024
Kurt Austin	O: (913) 951-3554
KAustin@sportingkc.com	C: (816) 516-0577
Josh Whisenhunt	O: (913) 387-3428
Jwhisenhunt@sportingkc.com	C: (802) 558-1874
Alice Schroeder	O: (913) 387-3423
aschroeder@sportingkc.com	C: (913) 302-1565

NEW ENGLAND REVOLUTION

Gillette Stadium Press Box	(508) 384-1960
Main Office	(508) 543-8200
Lizz Summers	O: (508) 549-0496
Lizzs@revolutionsoccer.net	C: (617) 571-2219
Missy Wade	O: (508) 384-4372
MissyW@revolutionsoccer.net	C: (508) 505-8648
Tim Miller	O: (508) 549-0468
TimM@revolutionsoccer.net	C: (508) 455-7551

MONTREAL IMPACT

Stade Saputo Press Box	TBD
Main Office	(514) 328-3668
Patrick Vallee	O: (514) 328-3668 x227
Patrick.Vallee@impactmontreal.com	C: (514) 919-0539
Eric Forest	O: (514) 328-3668 x267
Eric.Forest@impactmontreal.com	C: (514) 799-2817

PHILADELPHIA UNION

PPL Park Press Box	(610)859-3254/3255
Main Office	(610) 497.1657
Aimee Cicero	O: (610) 497-8186
ACicero@philadelphiaunion.com	C: (610) 209-3657

RED BULL NEW YORK

Red Bull Arena Press Box	
Main Office	(973) 268-8420
Jurgen Mainka	O: (973) 268-7247
Jurgen.Mainka@newyorkredbulls.com	C: (646) 752-9911
Brian Tsao	O: (973) 268-7246
Brian.Tsao@newyorkredbulls.com	C: (201) 988-3817
Frank Della Femina	O: (973) 268-7243
frank.dellafemina@newyorkredbulls.com	C: (973) 432-1386

TORONTO FC

BMO Field Press Box	(416) 263-5863
Main Office	(416) 815-5400
Mike Masaro	O: (416) 815-5400 x 5375
MMasara@torontofc.ca	C: (416) 716-1311

WESTERN CONFERENCE

CHIVAS USA

The Home Depot Center Press Box (310) 630-2288
 Main Office (310) 630-4550
Rodrigo Ochoa O: (310) 630-3619
 rochoa@cdchivasusa.com C: (310) 974-2987
Richard Castillo O: (310) 630 4583
 rcastillo@cdchivasusa.com C: (310) 982-3656

COLORADO RAPIDS

Dick's Sporting Goods Park Press Box (303) 727-3555
 Main Office (303) 727-3500
David Lindholm O: (303) 727-3503
 DLindholm@dsgpark.com C: (720) 320-9302
Rachel Sweeney O: (303) 727-3508
 RSweeney@dsgpark.com C: (303) 512-3014

FC DALLAS

FC Dallas Stadium Press Box (214) 705-8738
 Main Office (214) 705-6700
Cesar I. Velasco O: (469) 365-0198
 Cvelasco@fcdallas.net C: (214) 636-8990
Leigh Anne Gullett O: (469) 365-0054
 LGullett@fcdallas.net C: (210) 259-7865
Jason Minnick O: (469) 365-0068
 Jminnick@fcdallas.net C: (570) 764-0294

LA GALAXY

The Home Depot Center Press Box (310) 630-2288
 Main Office (310) 630-2200
Justin Pearson O: (310) 630-2216
 JPearson@lagalaxy.com C: (310) 617-2198
Jaime Cardenas O: (310) 630-2215
 JCardenas@lagalaxy.com C: (310) 995-8561

PORTLAND TIMBERS

JELD-WEN Field Press Box TBD
 Main Office (503) 553-5400
Chris Metz O: (503) 553-5433
 CMetz@portlandtimbers.com C: (503) 358-3608
Marc Kostic O: (503) 553-5415
 MKostic@portlandtimbers.com C: (425) 890-2354
Rob Morse O: (503) 553-5529
 RMorse@portlandtimbers.com C: (541) 556-9387

REAL SALT LAKE

Rio Tinto Stadium Press Box (801) 727-2777
 Main Office (801) 727-2701
Trey Fitz-Gerald O: (801) 727-2717
 TFitz@realsaltlake.com C: (801) 856-8877

SAN JOSE EARTHQUAKES

Oakland Alameda County Coliseum Press Box (510) 563-2294
 Buck Shaw Stadium Press Box (408) 554-5107
 Main Office (408) 556-7700
Jed Mettee O: (408) 556-7723
 Jmettee@sjeearthquakes.com C: (408) 613-8172
Frank Stranzl O: (408) 556-7774
 FStranzl@sjeearthquakes.com C: (707) 696-1931

SEATTLE SOUNDERS FC

CenturyLink Field Press Box (206) 381-7237
 Main Office (425) 381-7555
Frank MacDonald O: (425) 203-8310
 FrankM@soundersFC.com C: (425) 457-0701
Mike Ferris O: (425) 203-8304
 MikeFe@soundersfc.com C: (425) 457-9001
Suzanne Lavender O: (425) 203-8024
 SuzanneL@seahawkssoundersfc.com C: (206) 730-7549

VANCOUVER WHITECAPS FC

BC Place Press Box TBD
 Main Office (604) 669-9283
Carly Thorson Jokic O: (604) 669-9283 x2260
 cthorsonjokic@whitecapsfc.com C: (604) 753-8915
Nathan Vanstone O: (604) 629-2251
 NVanstone@whitecapsfc.com C: (778) 228-7177
Jenna Visram (Corp. Communications) O: (604) 669-9283 x 2260
 JVisram@whitecapsfc.com C: (604) 355-9283
Brandon Timko O: (604) 669-9283 x 2292
 BTimko@whitecapsfc.com C: (604) 355-1245

2012 MLS PLAYER RULES AND REGULATIONS SUMMARY

MAJOR LEAGUE SOCCER RULES OF COMPETITION

STRUCTURE: The 19 MLS teams are divided into two conferences:

Eastern Conference — Chicago Fire, Columbus Crew, D.C. United, Houston Dynamo, Sporting Kansas City, Montreal Impact, New England Revolution, New York Red Bulls, Philadelphia Union, Toronto FC.

Western Conference — Chivas USA, Colorado Rapids, FC Dallas, LA Galaxy, Portland Timbers, Real Salt Lake, San Jose Earthquakes, Seattle Sounders FC, Vancouver Whitecaps FC.

SCHEDULE: Each team plays a 34-game regular season schedule; 17 home games, 17 away games.

WESTERN CONFERENCE

24 in-conference +10 out-of-conference games:

- ▶ Western Conference teams will play each West opponent three times (24 games):
 - West teams will play four conference opponents twice at home and once away
 - They will play the other four conference opponents once at home and twice away.
 - The home and away games will be reversed in 2013.
- ▶ Western Conference teams will play each East opponent once each (10 games):
 - Five of these will be at home and five will be away.
 - The East opponents each team faces at home and away will be reversed in 2013.

EASTERN CONFERENCE

25 in-conference +9 out-of-conference games:

- ▶ Eastern Conference teams will play 25 games against other East teams:
 - East teams will play seven conference opponents three times each (21 games) and
 - Two conference opponents twice each (four games).
- ▶ Eastern Conference teams will play each West opponent once each (9 games):
 - Some will play four at home and five away while others will play five at home and four away.

The West opponents each team faces at home and away will be reversed in 2013.

POINT SYSTEM: Teams will receive three points for a win, one point for a tie and zero points for a loss.

REFEREES: All referees in MLS are either USSF (United States Soccer Federation) or CSA (Canadian Soccer Association) National Referees. All MLS games played in the US will be assigned by USSF and all games played in Canada will be assigned by CSA.

GAME CLOCK: The official game time for all Major League Soccer games will be managed on the field by the referee. If necessary, the referee may also allot extra time (a.k.a. "stoppage time") at the end of each period (first half, second half, and if applicable, first overtime period and second overtime period during playoff matches) to allow for injuries, time-wasting or other disturbances.

The stadium clock will display the time from 0:00 to 45:00 and from 45:00 to 90:00 (plus stoppage time where applicable in each half). For statistical purposes, the minutes for goals, substitutions, yellow cards, etc., will be listed from the first minute until the 90th minute. A goal scored at 15 minutes 10 seconds will be listed as having been scored in the 16th minute. Events occurring during stoppage time will follow the international norm by being demarcated with a "+" sign and the extra minutes. For example, a goal scored three minutes into first half stoppage time will be officially identified as happening at "48+".

GAME DAY ROSTERS: Each team can nominate 18 players for a game day roster. Teams are allowed three substitutions per game.

CAUTIONS AND SUSPENSIONS: A player will be suspended for one game upon receiving his fifth yellow card — regardless of the nature of the infraction that resulted in his being awarded a yellow card. A second suspension of one game would result after the awarding of an additional three cards, as would a third suspension after the awarding of card number eleven. With the "Good Behavior" incentive, it is possible for a player to have a caution expunged. If a player goes three games without receiving a yellow card, after an initial warning, the player will have one yellow card expunged. A player may take advantage of the "Good Behavior" incentive only once throughout the season.

MLS CUP PLAYOFFS: FORMAT

WHO QUALIFIES: Ten teams, the top five in points from each conference at the end of the regular season, qualify for the 2012 MLS Cup Playoffs.

The fourth and fifth place teams in each conference will play a single knockout game, the winner of which will advance to the Conference Semifinals and face the first place team in the conference.

The four Conference Semifinals will be decided by two-game aggregate series, with the lower seed hosting the first leg and the higher seed hosting the second leg. If the aggregate score is tied after 180 minutes of play, two 15-minute extra time periods will be played in their entirety, followed by penalty kicks, if necessary.

The two Conference Championships will be decided by a two-game aggregate series, with the lower seed hosting the first leg and the higher seed hosting the second leg. If the aggregate score is tied after 180 minutes of play, two 15-minute extra time periods will be played in their entirety, followed by penalty kicks, if necessary.

MLS Cup will be a single championship match hosted by the higher seed. If the score is tied after 90 minutes of play, two 15-minute extra time periods will be played in their entirety, followed by penalty kicks, if necessary.

TEAM-STANDINGS TIE-BREAKING PROCEDURES

The team awarded the highest position in the MLS standings will be the team with the greatest number of points (three points for a win, one point for a tie, zero points for a loss). In the event that two teams finish the regular season with an equal number of points, the following system will be used to break the tie:

- 1) The highest position shall be awarded to the team with the better win/loss record in current regular season games against all other teams equal in points. (head-to-head competition)
- 2) If the teams are still equal in the standings, the highest position shall be awarded to the team with the greater goal difference against all other teams during the regular season. (goal differential)
- 3) If the teams are still equal in the standings, the highest position shall be awarded to the team scoring the greatest number of total goals against all other teams during the regular season. (total goals)
- 4) If the teams are still equal in the standings, the procedures described in this section shall be applied only to games played on the road by each team against all other teams during the regular season. (road 1-3)
- 5) If the teams are still equal in the standings, the procedures described in this section shall be applied only to games played at home by each team against all other teams during the regular season. (home 1-3)
- 6) If the teams are still equal in the standings, the highest position shall be awarded to the team with the fewest team disciplinary points in the League Fair Play table during the regular season.

If the teams are still equal in the standings, the highest position in the standings shall be determined by the toss of a coin.

The first tiebreaker in a three-way tie is also head-to-head, but it is determined via points-per-game versus the other two teams. If two teams are tied in points-per-game head-to-head, the next tie breaker is goal difference.

NOTE: If two teams remain tied after another teams with the same number of points advances during any step, the tie breaker reverts to step 1 of the two-team format.

I. MLS ROSTER COMPOSITION

A Major League Soccer club's first team roster is comprised of up to 30 players. All 30 players are eligible for selection to each 18-player game-day squad during the regular season and playoffs.

Salary & Budget:

- ▶ Players occupying roster spots 1-20 count against the club's 2012 salary budget of \$2,810,000, and are referred to collectively as the club's Salary Budget Players.
 - Roster spots 19 and 20 are not required to be filled, and teams may spread their salary budget across only 18 Salary Budget Players. A minimum salary budget charge will be imputed against a team's salary budget for each unfilled senior roster slot below 18.
 - The maximum budget charge for a single player is \$350,000.*
 - A Designated Player over the age of 23 counts as \$350,000 against the club's salary budget, unless the player joins his club in the middle of the season, in which case his budget charge will be \$175,000.
 - A Designated Player 20 years old or younger** (referred to as Young Designated Players or Young DPs) to counts as \$150,000 against the club's salary budget
 - A Designated Player 21-23 years old** counts as \$200,000 against the club's salary budget.
 - The budget charge for the midseason signing of a Young DP is \$150,000 and this amount cannot be lowered with allocation funds.
 - Clubs will not have to buy the third DP roster slot to accommodate a Young Designated Player whereas clubs are normally required to buy that slot for a one-time fee of \$250,000.
 - Clubs are responsible for all amounts above the budget charge for all Designated Players.

* See section entitled Allocation Money below, under Player Acquisition Mechanisms, for details on buying down a player's budget charge.

** Age of player is determined by year (not date) of birth.

- ▶ Players occupying roster spots 21-30 do not count against the club's salary budget, and are referred to collectively as the club's Off-Budget Players (maximum of 10 per team).
 - All Generation adidas players are Off-Budget players.
 - Players occupying roster spots 1-24 will earn at least \$44,000 in 2012.
 - Players occupying roster spots 25-30 will earn at least \$33,750 in 2012.
 - Clubs may elect to leave up to two of these roster spots (25-30) vacant and use \$35,000 for each empty spot as allocation money.
 - Clubs may sign up to two Homegrown Players contracts above the minimum salary and similar to Generation adidas player contract amounts.

Age Designations:

- ▶ Any player making \$33,750 must be under the age 25 (does not turn 25 or older in 2012).

Domestic/International:

- ▶ In 2012, a total of 152 international slots are divided among the 19 clubs. Each club began with eight international slots, which are tradable. There is no limit on the number of international slots on each club's roster.
 - The remaining roster slots must belong to domestic players. For clubs based in the United States, a domestic player is either a U.S. citizen, a permanent resident (green card holder) or the holder of other special status (e.g., refugee or asylum status).
- ▶ The three MLS clubs based in Canada — Montreal Impact, Toronto FC and Vancouver Whitecaps FC — began with eight international slots, but their domestic slots may be filled with either Canadian or U.S. domestic players.
 - MLS clubs based in Canada are required to have a minimum of three Canadian domestic players on their rosters.
 - Players with the legal right to work in Canada are considered Canadian domestic players (i.e., Canadian citizen, permanent resident, part of a protected class).

NOTE: The terms Homegrown and Generation adidas are used to describe mechanisms by which players are acquired. They are not roster designations. All players' roster slots are determined by their compensation and/or age as outlined above.

II. PLAYER ACQUISITION MECHANISMS

MLS teams may acquire players and add them to their rosters via the following mechanisms:

(A) ALLOCATION RANKING

The allocation ranking is the mechanism used to determine which MLS club has first priority to acquire a U.S. National Team player who signs with MLS after playing abroad, or a former MLS player who returns to the League after having gone to a club abroad for a transfer fee. The allocation rankings may also be used in the event two or more clubs file a request for the same player on the same day when the discovery period opens in December. The allocations will be ranked in reverse order of finish for the 2011 season, taking playoff performance into account.

Once the club uses its allocation ranking to acquire a player, it drops to the bottom of the list. A ranking can be traded, provided that part of the compensation received in return is the other club's ranking. At all times, each club is assigned one ranking. The rankings reset at the end of each MLS League season.

Allocation Money

Allocation money is a resource available to clubs in addition to their respective salary budgets.

A club may receive allocation money for:

- (1) failure to qualify for the MLS Cup Playoffs;
- (2) the transfer of a player to a club outside of MLS for value;
- (3) expansion status;
- (4) qualification for the CONCACAF Champions League;
- (5) trading in up to two Off-Budget roster spots;
- (6) funds from purchased third designated player roster spots.

Each year the MLS Competition Committee determines the allocation amount

to be made available to each club. Allocation money can be traded by clubs. Allocation money does not count against a club's salary budget and can be used:

- ▶ To sign players new to MLS (that is, a player who did not play in MLS during the previous season).
- ▶ To re-sign an existing MLS player, subject to League approval.
- ▶ To "buy-down" a player's salary budget charge below the League maximum of \$350,000.
- ▶ In connection with the exercise of an option to purchase a player's rights or the extension of a player's contract for the second year provided the player was new to MLS in the immediately prior year.

NOTE: To protect the interests of MLS and its clubs during discussions with prospective players or clubs in other leagues, amounts of allocation money held by each club will not be shared publicly.

(B) DESIGNATED PLAYER

The Designated Player Rule allows clubs to acquire up to three players whose salaries exceed their budget charges, with the club bearing financial responsibility for the amount of compensation above each player's budget charge. Designated Player slots may be used to acquire players new to MLS or to retain current MLS players, subject to League approval.

In 2012, a Designated Player over the age of 23** will carry a salary budget charge of \$350,000, unless the player joins his club in the middle of the season, in which case his budget charge will be \$175,000.

A Designated Player 20 years old or younger** counts as \$150,000 against the club's salary budget and a Designated Player 21-23 years old counts as \$200,000 against the club's salary budget.

Clubs have the option of "buying down" the budget charge of a Designated Player with allocation money. The reduced charge may not be less than \$150,000.

The budget charge for the midseason signing of a young Designated Player (23 years old and younger) is \$150,000 and this amount cannot be lowered with allocation funds.

Each club has two Designated Player slots and clubs are allowed to "purchase" a third Designated Player slot for a one-time fee of \$250,000 that will be dispersed in the form of allocation money to all clubs that do not have three Designated Players. Clubs will not have to buy the third DP roster slot to accommodate Designated Players 23 years old and younger.

Designated Player slots are not tradable.

** Age of player is determined by year (not date) of birth.

(C) SUPERDRAFT

The 2012 MLS SuperDraft, held Jan. 12 in Kansas City, Mo., consisted of two rounds of 19 picks for a total of 38 player selections. A supplemental draft was held Jan. 17 via teleconference and consisted of four rounds of 19 picks.

The majority of draft prospects are NCAA college seniors who have exhausted their college eligibility. Generation adidas players and non-collegiate international players are also eligible for selection in the SuperDraft and supplemental draft. Clubs may nominate players for the League's draft-eligible list, and only players from that list may be selected.

Generation adidas is a joint program between MLS and adidas that is dedicated to developing exceptional domestic talent in a professional environment. Each year, a handful of top domestic underclassmen and youth national team players are signed to the league and placed in the SuperDraft through this program. Generation adidas players also receive an educational stipend.

Draft Order: The Montreal Impact held the first overall selection in the 2012 MLS SuperDraft as expansion clubs are always given the top spot in the SuperDraft and the Supplemental Draft. The next eight selections went to clubs that did not qualify for the 2011 MLS Cup Playoffs beginning with the club with fewest regular season points (3 points per win, one point per tie). The remaining ten positions were ranked by fewest regular season points among the teams that were eliminated in the same round of the MLS Cup Playoffs.

Unless claimed on waivers, a player who was drafted by a particular team through the SuperDraft or supplemental draft and did not sign with the League, is placed on that team's "College Protected List" until the second December 31 following the draft in question, after which the team loses the rights to the player.

(D) TRADES

Players, SuperDraft and Supplemental draft picks, allocation money, allocation rankings, and international player slots may all be exchanged in trades approved by the MLS League Office, provided all of the necessary rules regarding roster and salary budget compliance are met and the trade is completed during a valid trading period. No trades may occur after the Roster Freeze Deadline of September 15, 2012 at 5 p.m. ET.

(E) DISCOVERY SIGNINGS

Clubs may make discovery claims on players not yet under MLS contract who are not subject to the allocation ranking or lottery mechanisms.

Each club has the opportunity to make six discovery signings per season (expansion teams may make 10 discovery signings in their inaugural season). A club may have up to 10 discovery claims on unsigned players at any time and may remove or add players at any time. The last day for discovery player signings is September 15, 2012 — coinciding with the roster freeze date and trade deadline.

The six discovery signings can be used to fill senior roster spots only. If multiple clubs claim the same player using a discovery, the club that filed the claim first will have first rights to the player. Discovery claims expire following each season. If the League and player are unable to reach an agreement during the season, the club that first filed the discovery retains the right of first refusal in the event the player is later signed by the League.

Note: To protect interests of MLS clubs in scouting and negotiations with prospective players, the League office will not publicize the names of players on club discovery lists, nor specify if a discovery claim has been filed on a particular player.

(F) HOMEGROWN PLAYER SIGNINGS

A club may sign a player to his first professional contract without subjecting him to the MLS SuperDraft if the player has trained for at least one year in the club's youth development program and has met the League's Homegrown Player criteria. Players joining MLS through this mechanism are known as Homegrown Players.

There is no limit to the number of Homegrown Players a club may sign in a given year.

(G) RE-ENTRY PROCESS

The 2012 Re-Entry Process will commence after MLS Cup. The priority order for the Re-Entry Draft is reverse order of finish in 2012, taking into account playoff performance.

Available to all teams in Stage 1 of the Re-Entry draft will be:

1. Players who are at least 23 years old and have a minimum of three years experience in MLS whose options were not exercised by their clubs (available at option salary for 2013).
2. Players who are at least 25 years old with a minimum of four years

of MLS experience who are out of contract and whose club does not wish to re-sign them at their previous salary (available for at least their 2012 salary).

3. Players who are at least 30 years old with a minimum of eight years of MLS experience who are out of contract and whose club does not wish to re-sign them (available for at least 105% of their 2012 salary).

Players who are not selected in Stage 1 of the Re-Entry Draft will be made available in Stage 2. Clubs selecting players in Stage 2 will negotiate a new salary with the player.

Players who remain unselected after Stage 2 will be available to any MLS club on a first come, first serve basis.

(H) WAIVERS

A team may place a player on waivers at any time during the regular season at which point he is made available to all other teams. The waiver claiming period shall commence on the first business day after the League delivers notice to teams and shall expire at 5 p.m. EST on the second business day after the Waiver Period Commencement Date. The claiming period is 48 hours.

The Waiver Draft order is determined via points per game once all teams have played at least three MLS League games. If the waiver takes place prior to all teams playing in at least three League games, priority shall be granted based upon the prior year's performance, taking playoff performance first, with teams eliminated from playoff contention at the same stage separated according to their point totals through the end of the regular season. New expansion teams shall be at the bottom of the waiver order.

Once a team selects a player off waivers, that club is automatically moved to the bottom of the priority list for subsequent waiver selections in a given season, regardless of its points-per-game total. Players who may be placed on the MLS waiver wire are as follows:

- (i) A player waived by an MLS team in the current season;
- (ii) A player who completed his college eligibility within the past season, who was not made available in the SuperDraft or Supplemental Draft;
- (iii) A player who has remaining college eligibility (and was not made available in the SuperDraft or Supplemental Draft), but the League at its discretion and after taking into account exceptional circumstances determines the player may be offered an MLS contract;
- (iv) A player who has played in MLS previously where his last MLS team does not wish to exercise their right of first refusal, except in the case of returning U.S. National Team players as stated above.
- (v) A player who was drafted in the SuperDraft or supplemental draft, and who after a trial with the club is not offered a contract by the first Monday of June.

(I) LOTTERY

Some players shall be assigned to MLS teams via the weighted Lottery process. Any team assigned a player through the lottery in any particular season shall not be assigned another lottery player that season unless and until all teams have received a lottery player or have agreed to waive their option to participate in a Lottery. The players made available through lotteries include:

- (i) *Generation adidas* players signed after the MLS SuperDraft;
- (ii) Draft eligible players to whom an MLS contract was offered but who failed to sign with the League prior to the Draft.

The weighted lottery takes into consideration each team's performance over its last 34 regular season games and the most recent postseason. The team with the worst record over its last 34 regular season games (dating back to previous season if necessary and taking playoff performance into account) will have the greatest probability of winning the lottery. Teams are not required to participate in a lottery. Players are assigned via the lottery system in order to prevent a

player from potentially influencing his destination club with a strategic holdout.

(J) EXTREME HARDSHIP CALL-UPS

Teams may add players to their roster in cases of "extreme hardship" as follows: (1) a club with three goalkeepers on its 30-man roster, but has less than two available goalkeepers or (2) a team has less than 15 available players. Extreme hardship call-ups are made on a game-by-game basis.

(K) SEASON-ENDING INJURY REPLACEMENTS (Season Ending Injury List)

A team with a player lost to a season-ending injury can place the player on the Season Ending Injury List and replace that player on its roster, while remaining responsible for the full amount of the injured player's salary. A player can be placed on the season-ending injury list once another player has been signed as a replacement (provided the team has budget space). International player limits still apply at the time a season-ending replacement is made (with the player being replaced not counting against those limits).

(L) SHORT-TERM INJURY REPLACEMENTS (Disabled List)

A player who has a short-term injury can be placed on the Disabled List once another player has been signed as a replacement (provided the team has budget space). The team will remain responsible for the full amount of the injured player's salary on the salary budget. Note: the injured player will have to sit out a minimum of six MLS League matches before he can rejoin the team's roster.

International player limits still apply at the time a short-term replacement is made (with the player being replaced not counting against those limits).

NOTE: *No changes may be made to a team's active full roster during the period beginning on September 16, 2012 (day after Roster Freeze Date) through the day after MLS Cup. Nevertheless, a team may obtain players in accordance with the extreme hardship rules and procedures to replace players who are injured or otherwise legitimately unavailable after the Roster Freeze Date. Any other replacements after the Roster Freeze Date may only be made in exceptional circumstances in the League's sole and absolute discretion.*

(III.) METHODS OF RELEASING PLAYERS

(A) WAIVERS

Teams may waive players based on performance at any time during the MLS season. Players with guaranteed contracts will continue to have their salary budget charge applied to the team salary budget, subject to any settlement. Players on semi-guaranteed contracts can be waived prior to July 1 of any year and free up the corresponding budget space. If a player on a semi-guaranteed contract is waived after July 1, his salary budget charge will count against the team's salary budget and the team waiving the player will not receive a replacement except under the normal player acquisition mechanisms. Any settlement amount will be charged to the team's salary budget.

(B) TRANSFERS AND LOANS

An MLS player may be transferred or loaned at any time to a team outside the League (subject to that team's Federation's transfer window), subject to the consent of the player.

The registration windows — the dates between which MLS may request the transfer certificate of a player under contract in another country — are as follows:

January 21 — April 15 (Primary Window)

June 27 — July 27 (Secondary Window)

(C) CONTRACT EXPIRATION

When a player's contract expires, the player does not count against the roster or budget of the team in question. Subject to the Re-Entry Draft rules, a team retains the rights to the player indefinitely following the expiration of a contract only if attempts were made to re-sign the player.

(D) BUYOUT OF GUARANTEED CONTRACT

Teams may have the ability to buyout one guaranteed player as follows:

- › A Team may buy out one (1) guaranteed player (including a DP's) contract during the off-season and free up the corresponding budget space. Such a buyout is at the particular MLS Team's own expense.
- › A Team may not free up budget space with a buyout of a player's salary budget charge during the season. Such a buyout will be conducted by the League and count on a Club's budget in a manner consistent with current MLS guidelines.

(IV.) RIGHT OF FIRST REFUSAL

Right of first refusal grants one MLS club the first opportunity to add a player to its roster in the event that the player signs with MLS. Holding a right of first refusal applies only within MLS and does not indicate holding of the player's International Transfer Certificate.

OUT OF CONTRACT PLAYERS / OPTIONS NOT PICKED UP: Subject to the Re-Entry Draft rules, a team retains the right of first refusal to the player indefinitely only if attempts were made to re-sign the player.

DRAFTED BUT NOT SIGNED: A player who was drafted by a particular team through the SuperDraft or supplemental draft and did not sign, or who as of the first Monday in June is not offered a contract after a trial and clears waivers, is placed on that team's "College Protected List" until the second December 31 immediately following the draft in question, after which the team loses the rights to sign the player.

PLAYER TRANSFERRED OUTSIDE MLS: If a team receives allocation money as a result of a player's transfer, the team does not retain a right of first refusal.



Get active with Kinect.

KINECT™
for  **XBOX 360.**



Games and system sold separately.



©2012 MLS™

Xbox 360® is a proud sponsor of MLS

